

Chesterfield Elementary

#122

# Preliminary Classification Report

Of School in Chesterfield District 122 Township of Chesterfield  
County of Macoupin For the term commencing September 1, 1928  
Mary L. Erthal Teacher

No.	NAMES	Age	REMARKS ON INDIVIDUAL PUPILS	SYLLABUS OF CLASSES				PAGES	
				Yr.	Mo.	Pupils in each class (by number)	Text Book Used	Closed Last Term	Began This Term
<i>First Grade</i>						READING	<i>Baldwin's</i>		
1	John Curtis	6	Studious	1	2	Noe. 1 to 12, 18 to 19, 37 to 40			
2	Dwight Hewitt	6	Average Work	2	2	Noe. 18 to 24			
3	Everett Reader	6	Good Work	3	2	Noe. 25 to 36			
4	Walter Miller	6	Very Bright			SPELLING	<i>Course of Study &amp; Progressive</i>		
5	Harold Snider	7	Studious but slow	1	2	Noe. 37 to 40			
6	Esther Rhoads	6	Very Bright	2	2	" 18 to 24			
7	Letha Hall	6	" "	3	2	" 25 " 36			
8	Mildred Harlan	6	Average Work			GRAMMAR			
9	Mattie Jones	7	Slow						
10	Jimmy Rigsbey	6	Good Work						
11	Harry Jones	6	Slow						
12	Clarence Hartwick	6	Average Work			LANGUAGE	<i>State Course</i>		
13	Lindsey Wade	6	Good Work	1 & 2	2	Noe. 1 to 17, 18 to 24, 37 to 40			
14	Martin Haycraft	10	Average Work	3	2	" 25 to 36			
15	Vivian Rigsbey	6	Average Work			ARITHMETIC	<i>White's</i>		
16	Myrtle Banket	6	Good Work	1	2	Noe. 1 to 17 + 37 to 40			
17	Leona Harlan	8	Average Work	2	2	" 18 to 24			
<i>Second Grade</i>				3	2	" 25 " 36			
18	Jimmy Harlan	8	Average Work			WRITING	<i>Barner Natural Slant</i>		
19	John Elkhinton	12	Good Work	1	2	Noe. 1 to 17 + 37 to 40	<i>Mother Goose Jingle Copy B</i>		
20	William Dewe	7	Excellent Work	2	2	" 18 to 24			
21	Kenneth Renicke	7	Good Work	3	2	" 25 " 36			
22	George Harper	8	Studious			PHYSIOLOGY AND HYGIENE	<i>Oertons and Health Primer</i>		
23	James Carroll	7	Indolent	1	2	Noe. 1 to 17 + 37 to 40			
24	Helen Hewitt		Good Work	2	2	" 18 to 24			
<i>Third Grade</i>				3	2	" 25 to 36			
25	Charles Elkhinton	12	Good Work			GEOGRAPHY			
26	Clifford Dewe	9	Average Work				<i>Nov. 37 to 40 are in A First Reader</i>		
27	Raymond Mc. Bailey	10	Good Work				<i>" 18 to 19 are in B First Reader</i>		
28	Gordon Fletcher	9	Good Work				<i>" 1 to 12 are in Chart Class</i>		
29	Clark Rhoads	10	Excellent Work			U. S. HISTORY			
30	Stephen Ball	11	Good Work						
31	Letha Curtis	7	Excellent Work						
32	Geo Rigsbey	8	Good Work			HISTORY OF ILLINOIS			
33	Eva Stevens	8	Excellent Work						
34	Beatrice Wilton	10	Good Work			CIVICS			
35	Nora Hewitt	10	Good Work						
36	Viola Snider	8	Good Work			MUSIC			
<i>First Grade Continued</i>						AGRICULTURE	<i>Course of Study</i>		
37	Melvin Rhoads	7	Excellent Work						
38	Reba Angelo	7	Excellent Work						
39	Pauline Banks	7	Very Studious						
40	Basil Elkhinton	8	Very Bright			HOUSEHOLD ARTS	" " "		
						DRAWING	<i>Practical Drawing Webb &amp; Ware</i>		
						ALGEBRA			
						ENGLISH			
						ENGLISH HISTORY			
						PHYSICAL GEOGRAPHY			
						COM. GEOGRAPHY			
						BOTANY			
						GREEK AND ROMAN HIST.			

DAILY PROGRAM

TIME		Class	FORENOON SUBJECTS	TIME		Class	AFTERNOON SUBJECTS
From	To			From	To		
9:00	9:15	All	Opening Exercise	1:00	1:15	All	General Exercises
9:15	9:30	All	Phonics	1:15	1:30	1	Chart
9:30	9:40	1	Chart Numbers	1:30	1:45	1	Reading
9:40	9:50	1	Numbers	1:45	2:00	1	Reading
9:50	10:00	2	Numbers	2:00	2:15	2	Reading
10:00	10:30	3	Arithmetic	2:15	2:30	3	Reading
10:30	10:45	All	Recess	2:30	2:45	All	Recess
10:45	11:10	1	Chart	2:45	3:05	1+2	Language
10:10	10:25	2	Spelling	3:05	3:25	3	Physiology
10:25	10:45	3	Spelling	3:25	3:40	1+2	Physiology
10:45	12:00	All	Writing or Drawing	3:40	3:55	3	Language
12:00	1:00	All	Noon	4:00		All	Dismissal

122

SPECIAL REPORT

Give general condition of your schoolroom with regard to cleanliness, desks, stove, windows and decorations  
Fair in cleanliness and desks, furnace, four windows and  
no pictures or decorations, <sup>save</sup> what I put on blackboards.  
No. volumes in library 44 General condition of library books Very Good Do you keep a  
Library Record? No (Will) Have you a suitable book-case? Yes Give full name of dictionary as it appears on the  
cover Webster's Academic Condition Good Kind of blackboard in use Plaster painted  
Condition Fair What is the general condition of your school grounds? Good  
No. living trees on school grounds 25 State condition of outbuildings, Boys' \_\_\_\_\_  
Girls' Fair Coal house \_\_\_\_\_ Teacher's salary per month, \$ 45.00  
Term ends April 30, 1908  
Teacher's name Mary L. Erthal Address while teaching Chesterfield, Ill.

TEACHER'S REMARKS ON CLASSIFICATION

We have no library record as we have no library worth mentioning but will  
when we enlarge what we have, with a fund of \$100 we have on hand.

TO THE TEACHER:

This Preliminary Report should show the present organization of your school, and the condition of your schoolroom and grounds. It will enable me to give you prompt and valuable assistance during your present term of school. Please fill out carefully with ink, and mail to me at the close of the FIRST WEEK of school. Due credit will be given you for filing this report promptly.

County Superintendent of Schools

# Preliminary Classification Report

Of School in Chesterfield District 122 Township of Chesterfield  
 County of Macoupin For the term commencing September 1st 1908  
Cassie M. Morris Teacher

No.	NAMES	Age	REMARKS ON INDIVIDUAL PUPILS	SYLLABUS OF CLASSES				PAGES	
				Yr.	Mo.	Pupils in each class (by number)	Text Book Used	Closed Last Term	Began This Term
1	Kieth Peebles	12	Average work			READING Baldwin's Poem Books.			
2	Eddie Wright	16	attended only one mo.	7	A	1-7			
3	Lester Ames	12	Bright & studious	6	B	8-16			
4	Claudie Brannon	14	Average work	5	C	17-30			
5	John Holmes	15	Excellent worker	4		31-39 SPELLING	Natural and Course of Study		
6	Hallie Sharp	14	Not very much interested	7	A	1-7			
7	Herman Williams	12	Doing good work	6	B	8-16			
				5	C	17-30			
				4	B	31-39	GRAMMAR Goudry		
8	Elmer Banks	15	Very slow.						
9	Sylvester Buhlman	14	Studious						
10	Ina Banks	12	Good work			LANGUAGE Harvey's Course of Study			
11	Freda Fletcher	12	Excellent work	6	A	8-16			
12	Rosery Rigsby	14	Average work	5	B	17-30			
13	Freda Bramley	11	Very bright	4	C	31-39 ARITHMETIC	Whites.		
14	Hester Wheeler	11	Very slow	7	A	1-7			
15	Roy Snider	13	Dilatory	6	B	8-16			
16	Charlie Curtis	13	Good work.	5	C	17-30			
				4	B	31-39 WRITING	Barnes Natural & Plant		
17	Frank Curtis	10	Average work			1-39			
18	Ernest Wright	11	Irregular attendance						
19	Theodor Stevens	16	Good work			PHYSIOLOGY AND HYGIENE	Overton etc.		
20	Oliver Jackson	13	Very slow.	6	A	8-16			
21	Roy Curtis	11	Average work	5	B	17-30			
22	Claude Walton	11	Impudent & slow.	4	C	31-39			
23	Jesse Harrison	10	Average work.			GEOGRAPHY	Natural		
24	Fannie Leonard	14	Good & studious	7	A	1-7			
25	Hazel Harlan	13	Very studious	6	B	17-30			
26	Sylvia Dews	11	Rather slow.						
27	Bertha Dews	12	Studious			U. S. HISTORY	Barnes		
28	Fannie Haycraft	14	Average work	7	A	1-7			
29	Madaline Dams	11	Rather slow	6	B	8-16			
30	Ruby Buckels	12	Very bright.			HISTORY OF ILLINOIS	Mather		
				A	7	CIVICS	Ill. and Nation		
31	Byron Walton	10	Good work			MUSIC			
32	Frank Phelps	9	Very bright						
33	Lewis Banks	9	Slow & dilatory			AGRICULTURE			
34	Ellis Rhoads	11	Average work						
35	Myron Wilton	8	Good work			HOUSEHOLD ARTS			
36	Violet Murphy	9	Excellent work						
37	Alvena Rigsby	10	Average work.			DRAWING			
38	Eliza Burrell	15	Very slow			ALGEBRA			
39	Harby Buhlman	10	Very slow.			ENGLISH			
						ENGLISH HISTORY			
						PHYSICAL GEOGRAPHY			
						COM. GEOGRAPHY			
						BOTANY			
						GREEK AND ROMAN HIST.			



DAILY PROGRAM

TIME		Class	FORENOON SUBJECTS	TIME		Class	AFTERNOON SUBJECTS
From	To			From	To		
9:00	9:10	all	Opening Exercise	1:00	1:05	all	General Exercise
9:10	9:25	4	Arithmetic	1:05	1:20	5	Geography
9:25	9:40	5	Arithmetic	1:20	1:40	4	Spelling
9:40	10:00	7	Arithmetic	1:40	2:00	6	History
10:00	10:15	6	Arithmetic	2:00	2:15	5	Spelling
10:15	10:30	7	Reading	2:15	2:30	all	Writing or Drawing
10:30	10:45	all	Recess	2:30	2:45	all	Recess
10:45	11:00	4	Reading or Physiology	2:45	3:00	4	Language
11:00	11:15	5	Reading or Physiology	3:00	3:15	7	History
11:15	11:30	6	Reading or Physiology	3:15	3:30	5	Language
11:30	11:44	7	Geography	3:30	3:45	6	Language
11:44	11:52	6	Orthography	3:45	4:00	7	Civics
11:52	12:00	7	Orthography				

122

SPECIAL REPORT

Give general condition of your schoolroom with regard to cleanliness, desks, stove, windows and decorations  
Our school room is not very clean, the desks very poor  
the windows are fairly clean, no room decorations  
No. volumes in library \_\_\_\_\_ General condition of library books \_\_\_\_\_ Do you keep a  
Library Record? We will Have you a suitable book-case? no Give full name of dictionary as it appears on the  
cover Webster's Academic (4) Condition new Kind of blackboard in use painted plaster  
Condition rough & broken What is the general condition of your school grounds? Our school grounds  
is very good condition  
No. living trees on school grounds 25 State condition of outbuildings, Boys' \_\_\_\_\_  
Girls' 0.16 Coal house \_\_\_\_\_ Teacher's salary per month, \$ 50.  
Term ends April 30th 190 9  
Teacher's name Cassie M. Morris Address while teaching Chesterfield, Ill.

TEACHER'S REMARKS ON CLASSIFICATION

We have no library worth mentioning but have  
about \$20 on hand with which to purchase books.

TO THE TEACHER:

This Preliminary Report should show the present organization of your school, and the condition of your schoolroom and grounds. It will enable me to give you prompt and valuable assistance during your present term of school. Please fill out carefully with ink, and mail to me at the close of the FIRST WEEK of school. Due credit will be given you for filing this report promptly.

County Superintendent of Schools

# Preliminary Classification Report

Of School in
County of

District
For the term commencing

Township of
1908
Teacher

No.	NAMES	Age	REMARKS ON INDIVIDUAL PUPILS	SYLLABUS OF CLASSES				PAGES	
				Yr.	Mo.	Pupils in each class (by number)	Text Book Used	Closed Last Term	Began This Term
1	Clyde Harper	17	makes good grades	10	2	READING			
2	Eva Murphy	16	Good in Algebra and Latin	"	"	A. 1-15	Riverside Literature Series.		
3	Cleo Bramble	18	Very bright girl, but has dropped out	"	"	B. 16-30			
4	Fern Middlekauff	17	" " " Quit school.	"	"				
5	Ina Dams	16	Quiet girl. Does well.	"	"	SPELLING	Mayne's Sight Speller		
6	Hilda Fletcher	16	" " " " "	"	"	1-30			
7	Leo Bramley	15	Can do good work. (Troublesome)	"	"	Rhetoric			
8	Skillee Deadrick	16	Bright, good, but indolent	9	2	1-15			
9	Harry Middlekauff	15	" " " " "	"	"				
10	Opella Dams	14	Slightly deaf. Good in disposition	"	"	GRAMMAR	Gowdy's (Introduced)		
11	Charity Murphy	13	A very bright girl. Good in Algebra	"	"	16-30			
12	Ora Loper	17	Good in Algebra but poor in others.	"	"				
13	Esther Leach	14	Can't do H.S. work. from the country.	"	"	LANGUAGE			
14	Edward Angelo	17	A bright boy, but hasn't had advantages.	"	"	1-30			
15	Mayo Banks	15	Peculiar disposition. Very poor work.	"	"				
16	Leiter Sargison	15	A very good boy. Always does his best.	8	2	ARITHMETIC	White's (supplemented)		
17	Lewis Boyle	17	" " " " " " "	"	"	13-30			
18	Chamney Lee	14	from the country. Should have been kept in Jr.	"	"				
19	Everett Morris	13	" " " (Indolent) " " " " "	"	"				
20	Roscoe Griffith	15	Started late (Indolent very) Watch him.	"	"	WRITING	Berry's Writing Books.		
21	Joe Pozidexter	15	Rather self important, bright boy though.	"	"	1-30			
22	Dale Dews	14	Not good, but as good as the average	"	"				
23	Bertha Angelo	13	Bright girl. Fickle. Watch her.	"	"				
24	Helen Harlan	13	" " " " "	"	"	PHYSIOLOGY AND HYGIENE	Overton's Advanced.		
25	Edna Wheeler	16	Has taken it three times. Poor girl, she's dull.	"	"	class not organized yet.			
26	Rhea Mann	14	(A very bright pupil (Nervous) Spunky Watch out)	"	"				
27	Ethel Ames	13	(A very bad disposition, rancy, impudent etc.)	"	"				
28	Lola Jeffries	17	A graduate from Shipman H.S. Good.	"	"	GEOGRAPHY	Natural Advanced. (supplemented)		
29	Addie Curtis	15	Fairly good in studies No trouble	"	"	16-30			
30	Minnie Cushman	16	Peculiar girl. Very quiet No trouble	"	"				
						U. S. HISTORY	Barnes Atlas. (supplemented)		
						16-30			
						HISTORY OF ILLINOIS			
						16-30			Making of Ill.
						CIVICS			
						MUSIC			
						1-30			
						AGRICULTURE			
						HOUSEHOLD ARTS			
						DRAWING	Practical Drawing Books.		
						1-30			
						ALGEBRA			
						A-2, B-1,3-7, C-8-12			Mentwath's New School.
						ENGLISH			
						1-15			
						ENGLISH HISTORY			
						Gen Hist.			
						1-15			
						PHYSICAL GEOGRAPHY			
						1-15. Begin 4th mo.			
						COM. GEOGRAPHY			
						Zoology			
						1-15			
						BOTANY			
						GREEK AND ROMAN HIST.			
						1-15 Gen. Hist.			

DAILY PROGRAM

TIME		Class	FORENOON SUBJECTS	TIME		Class	AFTERNOON SUBJECTS
From	To			From	To		
9:00	9:10	10 All	Opening Exercises	1:00	1:10	10 All	Opening Exercises
9:10	9:25	15 9X10	A. Reading	1:10	1:25	15	Latin
9:25	9:40	15 8th	B. Reading	1:25	1:45	20 8th	Grammar
9:40	9:50	10 Pupils No. 2	A. Algebra	1:45	2:05	20 9+10	Rhetoric
9:50	10:05	15 10th	B. "	2:05	2:30	25 All	Writing or Drawing
10:05	10:20	15 9th	C. "	2:30	2:45	15 All	~ Recess ~
10:20	10:30	10 8th	U. S. History	2:45	3:05	20 8th	Geography
10:30	10:45	15 All	~ Recess ~				Zoology
10:45	11:05	20 Pupils No. 1	Physics				Spelling
11:05	11:30	25	Gen History				
			Arithmetic				

122

SPECIAL REPORT

Give general condition of your schoolroom with regard to cleanliness, desks, stove, windows and decorations  
The room occupied by the Advanced Division is not first class. The Blackboards  
furniture (desks) old and broken. The walls are painted. All rooms heated by steam. very poor.

No. volumes in library \_\_\_\_\_ General condition of library books \_\_\_\_\_ Do you keep a  
Library Record? No will. Have you a suitable book-case? No Give full name of dictionary as it appears on the  
cover Webster's International Condition Fairly good Kind of blackboard in use Painted wall, (poor)

Condition Bad What is the general condition of your school grounds? The school grounds are commodious.  
Some shade, but not enough.

No. living trees on school grounds About 25 State condition of outbuildings, Boys' Very bad  
Girls' Just ordinary, not first class. Coal house Coal is put in basement. Teacher's salary per month, \$ 75

Term ends May 1st 1909. 190 \_\_\_\_\_  
Teacher's name Horace Bower Address while teaching Chesterfield, Ill.

TEACHER'S REMARKS ON CLASSIFICATION

TO THE TEACHER:

This Preliminary Report should show the present organization of your school, and the condition of your schoolroom and grounds. It will enable me to give you prompt and valuable assistance during your present term of school. Please fill out carefully with ink, and mail to me at the close of the FIRST WEEK of school. Due credit will be given you for filing this report promptly.

County Superintendent of Schools

Preliminary Classification Report

Of School in Chesterfield District one hundred, twenty-two Township of Chesterfield  
County of Macoupin For the term commencing September, first 1909  
Don A. Drum Teacher

No.	NAMES	Age	REMARKS ON INDIVIDUAL PUPILS	SYLLABUS OF CLASSES				PAGES	
				Yr.	Mo.	Pupils in each class (by number)	Text Book Used	Closed Last Term	Began This Term
1	Letha Curtis	9	Average $86\frac{3}{4}$	4		4yr. 1, 2, 3, 4, 5, 6, 7, 8, 9, 10, 11	Baldwin's Readers		
2	Cleo Riggsby	9	Average $90\frac{1}{4}$	4		5yr. 12, 13, 14, 15, 16, 17, 18, 19, 20	+ Penns for the Study of Language		
3	Ewa Stevens	9	Average $86\frac{5}{8}$	4		6yr. 21, 22, 23, 24, 25, 26, 27			
4	Belle Drum	9	Average $91\frac{3}{4}$	4		7yr. 28, 29, 30			
5	Raymond McBailey	11	Average $86$	4		7yr. 31, 32, 33, 34, 35, 36, 37, 38			
6	Clifford Dewes	10	Average $70$	4		3yr. 1, 2, 3, 4, 5, 6, 7, 8, 9, 10, 11	Natural Speller		
7	Gordon Fletcher	10	Average $88$	4		5yr. 12, 13, 14, 15, 16, 17, 18, 19, 20	+ Course of Study		
8	Nora Hewitt	11	Does pretty good work only in arith. Ave $84\frac{1}{2}$	4		6yr. 21, 22, 23, 24, 25, 26, 27, 28			
9	Beatrice Wilton	11	Does fair work only in arith. Has taken 3rd 2 yrs. Ave $72\frac{1}{2}$	4		7yr. 29, 30			
10	Charley Elkington	13	Average $83$	4		7yr. 31, 32, 33, 34, 35, 36, 37			
11	Harry Buhlman	11	Average $80\frac{3}{4}$	4		38, 39	GRAMMAR Recites in Principals room 31, 32, 33, 34, 35, 36 37, 38, 39	Goody's	
12	Bertie Drum	11	Average $93\frac{1}{4}$	5		4yr. 1, 2, 3, 4, 5, 6, 7, 8, 9, 10, 11	LANGUAGE Harvey's Language		
13	Roy Curtis	10	Average $83\frac{2}{3}$	5		5yr. 12, 13, 14, 15, 16, 17, 18, 19, 20	Lessons		
14	Frank Phelps	10	Average $85\frac{1}{4}$	5		6yr. 21, 22, 23, 24, 25, 26, 27			
15	Lewis Banks	10	Average $81\frac{1}{4}$	5		28, 29, 30			
16	Violet Murphy	10	Average $88\frac{1}{4}$	5		4yr. 1, 2, 3, 4, 5, 6, 7, 8, 9, 10, 11	ARITHMETIC White's		
17	Alvena Riggsby	11	Average $88\frac{2}{3}$	5		5yr. 12, 13, 14, 15, 16, 17, 18, 19, 20			
18	Myron Wilton	9	Average $79\frac{2}{3}$	5		6yr. 21, 22, 23, 24, 25, 26, 27			
19	Ellis Rhoads	12	Average $68\frac{5}{8}$	5		7yr. 28, 29, 30			
20	Alice Keller	11	Started on examination day and did not write, seems to be able to carry the work	5		7yr. 31, 32, 33, 34, 35, 36, 37, 38, 39	WRITING All.		
21	Fannie Haycraft	15	Average $86\frac{1}{4}$	6		4yr. 1, 2, 3, 4, 5, 6, 7, 8, 9, 10, 11	PHYSIOLOGY AND HYGIENE Overton's		
22	Hazel Hallan	14	Average $91\frac{1}{8}$	6		5yr. 12, 13, 14, 15, 16, 17, 18, 19, 20			
23	Ernest Wright	12	Average $98\frac{3}{4}$	6		6yr. 21, 22, 23, 24, 25, 26, 27, 28, 29, 30			
24	Sylvia Dewes	12	Average $83\frac{2}{3}$	6		7yr. 31, 32, 33, 34, 35, 36, 37, 38, 39			
25	Jesse Davidson	11	Average $75\frac{1}{3}$	6		4yr. 12, 13, 14, 15, 16, 17, 18, 19, 20	GEOGRAPHY Natural		
26	Frank Curtis	12	Average $71\frac{1}{4}$	6		7yr. 31, 32, 33, 34, 35, 36			
27	Ruby Duckels	12	Average $98\frac{2}{3}$	6		37, 38, 39			
28	Maddaline Dams	12	Average $84\frac{3}{4}$	6		4yr. 1, 2, 3, 4, 5, 6, 7, 8, 9, 10, 11	U. S. HISTORY Barnes'		
29	Bertha Dewes	13	Average $90\frac{2}{3}$	6		5yr. 12, 13, 14, 15, 16, 17, 18, 19, 20			
30	Oliver Jackson	14	Average $60\frac{5}{8}$ Does the arithmetic work but does not try in other studies	6		6yr. 21, 22, 23, 24, 25, 26, 27, 28, 29, 30			
31	Sylvester Buhlman	15	Average $85\frac{1}{4}$	7		7yr. 31, 32, 33, 34, 35, 36, 37, 38, 39	HISTORY OF ILLINOIS Mather		
32	Freda Bramley	12	Average $88\frac{2}{3}$	7		21, 22, 23, 24, 25, 26, 27, 28			
33	Kilbur Crouch	13	Average $90\frac{2}{3}$	7		29, 30	CIVICS Forman		
34	Ina Banks	13	Average $90\frac{5}{8}$	7		31, 32, 33, 34, 35, 36, 37, 38, 39			
35	Winifred Fletcher	14	Average $91\frac{3}{4}$	7			MUSIC		
36	Charley Curtis	14	Average $64\frac{3}{8}$	7			AGRICULTURE		
37	Claudie Brannan	14	Average $78\frac{1}{4}$	7					
38	Rosey Riggsby	15	Average $86\frac{1}{4}$	7					
39	Elmer Banks	16	Average $80\frac{3}{4}$	7			HOUSEHOLD ARTS		
							DRAWING		
							ALGEBRA		
							ENGLISH		
							ENGLISH HISTORY		
							PHYSICAL GEOGRAPHY		
							COM. GEOGRAPHY		
							BOTANY		
							GREEK AND ROMAN HIST		

DAILY PROGRAM

TIME		Class	FORENOON SUBJECTS	TIME		Class	AFTERNOON SUBJECTS
From	To			From	To		
9:00	9:10		General Exercise	1:00	1:15	7	Geography
9:10	9:25	4	Arithmetic	1:15	1:30	5	"
9:25	9:40	3	"	1:30	1:45	4	Spelling
9:40	10:00	7	"	1:45	2:05	6	History
10:00	10:20	6	"	2:05	2:20	7	Reading
10:20	10:30	7	Spelling	2:20	2:30	3	Spelling
10:30	10:45		Recess	2:30	2:45		Recess
10:45	11:00		Writing or Drawing	2:45	2:00	6	Spelling
11:00	11:15		Reading	3:00	3:15	4	Language or Physiology
11:15	11:30		History	3:15	3:30	3	" " "
11:30	11:45		Reading	3:30	3:45	6	Language
11:45	12:00		Reading or Physiology	3:45	4:00	7	Civics or Physiology
12:00	1:00		Noon	4:00			Dismissal

SPECIAL REPORT

Give general condition of your schoolroom with regard to cleanliness, desks, stove, windows and decorations  
The room is tolerably clean, has a fair desk, is heated with steam heat. Has no decorations.

No. volumes in library 24 General condition of library books good Do you keep a Library Record? yes Have you a suitable book-case? yes Give full name of dictionary as it appears on the cover Webster's Academic Condition good Kind of blackboard in use Painted walls Condition fair What is the general condition of your school grounds? good

No. living trees on school grounds several State condition of outbuildings, Boys' bad Girls' fair Coal house \_\_\_\_\_ Teacher's salary per month, \$ 55- Term ends April 30 1910 Teacher's name Don A. Drum Address while teaching Cheslerfield

TEACHER'S REMARKS ON CLASSIFICATION

The school needs maps

TO THE TEACHER:

This Preliminary Report should show the present organization of your school, and the condition of your schoolroom and grounds. It will enable me to give you prompt and valuable assistance during your present term of school. Please fill out carefully with ink, and mail to me at the close of the FIRST WEEK of school. Due credit will be given you for filing this report promptly.

County Superintendent of Schools

122 - 78

Preliminary Classification Report

Of School in Chesterfield District 122 Township of Chesterfield  
County of Macoupin For the term commencing September 8, 1910  
Mary L. Earthall Teacher

No.	NAMES	Age	REMARKS ON INDIVIDUAL PUPILS	SYLLABUS OF CLASSES				PAGES	
				Yr.	Mo.	Pupils in each class (by number)	Text Book Used	Closed Last Term	Began This Term
First Grade.									
1	Opal Harlan	6	Studious + quick to learn.	1		Nov 3-12. Nov. 13, 13-15.	Baldwin's		
2	Flossie Haycraft	6	Not so stud: but " " "	2	2 1/2	Nov. 17-27.			
3	Lucille Rigsbey	6	Fairly good, tries hard but slow.	3	2 1/2	Nov. 28-36.			
4	Inez Crossland	6	Good and very studious.			SPELLING			
5	William Wade	6	Bright, studious + good.	1		Nov. 3-12	State Course +		
6	John Curtis	7	Bright, fairly studious	2	2 1/2	Nov. 17-27	Primary Speller		
7	Clarence Hartwick	7	Smart, not so studious tho	3	2 1/2	Nov. 28-36	+ Def. W. of Lessons		
8	Jeffie Carroll	7	Very Bright and quick.			GRAMMAR			
9	Theodore Hall	6	Studious, very good + quick.						
10	Dwight Hewitt	7	Not so studious but bright.						
11	Harold Murphey	7	Bright, studious + good.			LANGUAGE			
12	Jimmy Rigsbey	7	Slow but very good + tries hard.	1	2 1/2	Nov. 3-12			
13	William Freeman	6	Began this year. Bright.	2	2 1/2	Nov. 17-27	Poem Books +		
14	Beil Winsor	6	Another beginner. "	3	2 1/2	Nov. 28-36	State Course		
15	Clarence Ruhlman	8	Very slow, timid but good.			ARITHMETIC			
16							Smith's		
Second Grade.									
17	Florence Harlan	9	Difficult to learn owing to irreg.			WRITING			
18	Vivian Rigsbey	9	Very good, studious + tries hard.	2 + 3	2 1/2	Nov. 17-27 + 28-36 Use C. B. A. R.	Copy Books +		
19	Esther Rhoads	7	Bright, studious + good.	1	2 1/2	Nov. 1 to 15. Use Ind. Copy.	Individual Cop.		
20	Setha Hall	8	Very intelligent.			PHYSIOLOGY AND HYGIENE			
21	Myrtle Banks	9	Progressive and good.						
22	Grace Duckels	7	Excellent, exceptionally bright.	1	2 1/2	Nov. 1 to 15.	Querton's		
23	John Corbin Leach	7	Very studious, bright reader.	2	2 1/2	Nov. 17 to 27			
24	Everett Reader	8	Hard to learn, progresses slow.	3	2 1/2	Nov. 28 to 36			
25	Martin Haycraft	11	Doesn't progress so fast.			GEOGRAPHY			
26	Melvin Rhoads	9	Very intelligent and good.						
27	Lindsay Wade	9	Very good and progresses well.						
Third Grade									
28	Pauline Banks	9	Very progressive + good.			U. S. HISTORY			
29	Pearl Lott	8	Progresses slowly but tries.			HISTORY OF ILLINOIS			
30	Nina Wade	9	" " "						
31	Reba Angelo	9	Very bright + industrious			CIVICS			
32	Clarence Bolton	9	Not so studious, hard to learn.						
33	Willie Justice	13	Studious, industrious + good.			MUSIC	Vocal		
34	Eddie Harlan	14	Necessary absence has progress.	all		Nov. 1-15 + 17-36.	Course of Study		
35	Louis Crouch	8	Industrious, does good work.			AGRICULTURE			
36	Howard Duckels	10	A little slow but does fine or good work.	all		Nov. 1-15 + 17-36.	Course of Study		
				all		HOUSEHOLD ARTS	Course of Study		
				all		Nov. 1-15 + 17-36.	Course of Study		
						DRAWING	Course of Study		
						Nov. 1 to 15 + 17-36			
						ALGEBRA			
						ENGLISH			
						ENGLISH HISTORY			
						PHYSICAL GEOGRAPHY			
						COM. GEOGRAPHY			
						BOTANY			
						GREEK AND ROMAN HIST.			

DAILY PROGRAM

TIME		Class	FORENOON SUBJECTS	TIME		Class	AFTERNOON SUBJECTS
From	To			From	To		
9:10	9:15	all	Opening Exercises	1:00	1:15	all	General Exercises
9:15	9:30	B.	Chart Class	1:15	1:30	B.	Chart Class
9:30	9:45	a.	First Reader	1:30	1:50	a.	First Reader
9:45	10:00	B.	Second Reader	1:50	2:10	a.	A. Language
10:00	10:15	all	Phonics	2:10	2:30	B.	B. Language
10:15	10:30	a	Third Reader	2:30	2:45		Recess
10:30	10:45		Recess	2:45	3:05	a.	A. Physiology
10:45	10:55	B.	B. Numbers	3:05	3:15	B.	B. Physiology
10:55	11:05	a.	A. Numbers	3:15	3:25	b.	C. Language
11:05	11:25	B.	B. Arithmetic	3:25	3:35	B.	B. Spelling
11:25	11:45	a	A. Arithmetic	3:35	3:45	b.	C. Spelling
11:45	12:00	all	Writing	3:45	3:55	a.	A. Spelling
12:00	1:00		Noon	3:55	4:00		Dismissal

SPECIAL REPORT

Give general condition of your schoolroom with regard to cleanliness, desks, stove, windows and decorations

Clean, need new desks, have been bochered with radiators, one window pane broken recently, no pictures, but will have a few nice ones after library is full for Pri: is supplied.  
No. volumes in library 55 General condition of library books Good Greater numbers are new. Do you keep a Library Record? I do Have you a suitable book-case? I have Give full name of dictionary as it appears on the cover Webster's Academic (6) Condition Good Kind of blackboard in use Painted Condition Poor What is the general condition of your school grounds? Real good but could be improved.

No. living trees on school grounds 15 possibly more State condition of outbuildings, Boys' Much need of improvement Girls' Could be improved much Coal house Teacher's salary per month, \$ 50.00  
Term ends April 30th. If no time is lost or holidays taken 1910.  
Teacher's name Mary L. Erthal Address while teaching Chesterfield, Illinois

TEACHER'S REMARKS ON CLASSIFICATION

TO THE TEACHER:

122

This Preliminary Report should show the present organization of your school, and the condition of your schoolroom and grounds. It will enable me to give you prompt and valuable assistance during your present term of school. Please fill out carefully with ink, and mail to me at the close of the FIRST WEEK of school. Due credit will be given you for filing this report promptly.

County Superintendent of Schools



Preliminary Classification Report

Of School in Chesterfield District one hundred twenty two Township of Chesterfield  
County of Macoupin For the term commencing September 3 1910  
Don A. Drum Teacher

No.	NAMES	Age	REMARKS ON INDIVIDUAL PUPILS	SYLLABUS OF CLASSES				PAGES	
				Yr.	Mo.	Pupils in each class (by number)	Text Book Used	Closed Last Term	Began This Term
1	Helen Hewitt	8	Average 57+			READING	Baldwin's		
2	Mamie Drum	8	" 83-	4		1-2-3-6-7-8-9-10-11	Readers		
3	Nora Hewitt	12	" 75-	3		13-14-16-17-18-19			
4	Beatrice Wilton	12	" 52+	6		20-21-22-23			
5	Wm. Drus	9	" 86-	7		15-24-25-26-27			
6	Kenneth Reineke	9	" 83	4	1-2-3-6-7-8-9-10-11-12	28-29-30-31	Natural.		
7	Daniel Mullens	10	" 62	3		32-42			
8	Gilbert Mullens	11	" 85-	5		13-14-16-17-18-19			
9	Clark Rhoads	12	" 83-	6		20-21-22-23			
10	George Harper	10	" 68+			15-24-25-26-27-28			
11	James Carroll	9	" 67+			29-30-31			
12	James Harlan	9	" 57+			32-42			
13	Harry Buhlman	12	" 61-			GRAMMAR	Howdy's		
14	Stephen Karol	13	Has attended very little	4	5	32-42			
15	Frank Phelps	11	Average 92-			LANGUAGE	no text		
16	Letha Curtis	10	" 88	6	15	1-2-3(ex 15)			
17	Cleo Riggsby	10	Died Sept. 25 1910.			24-25-31			
18	Eva Stevens	10	Average 86	4		ARITHMETIC	Smith's		
19	Belle Drum	10	" 86	5		1-2-3-6-7-8-9-10			
20	Raymond McCauley	12	" 73-	6		11-12			
21	Clifford Dewz	11	" 72-	7		13-14-16-17-18			
22	Golden Fletcher	11	" 84+			19-20-21-22-23			
23	Charles Elkington	14	" 77+			15-24-25-31			
24	Frank Curtis	13	Has attended very little			32-42			
25	Violet Murphy	11	Average 95-	4	5	WRITING			
26	Bertie Drum	12	" 91+	6		PHYSIOLOGY AND HYGIENE	Overton's		
27	Roy Curtis	11	" 68-	7		1-20 23(ex 13)			
28	Lewis Banks	11	" 77-			15, 24 to 31			
29	Ellis Rhoads	13	" 71			32-42			
30	Myron Wilton	10	" 69-	5		GEOGRAPHY	Natural		
31	Alvena Riggsby	12	" 86-	7		3-4-13, 14, 15, 16			
32	Roena Bolton	13	" 79+			17-18-19-20, 21, 22			
33	Fannie Haycraft	16	" 81+			23			
34	Fannie Leonard	16	" 82+			32-42			
35	Sylvia Dewz	13	" 81-			U. S. HISTORY	Barnes		
36	Bertha Dewz	14	" 82+	6		15, 24 to 31			
37	Ruby Duckels	13	" 98+	7		32-42			
38	Madeline Dams	13	" 83+			HISTORY OF ILLINOIS	Mather's		
39	Oliver Jackson	13	" 48+			32-42			
40	Elmer Banks	17	" 75-			CIVICS	Ill. & the nation		
41	Ernest Wright	13	" 77-			32-42			
42	Hazel Harlan	13	" 86+			MUSIC			
						AGRICULTURE			
						HOUSEHOLD ARTS			
						DRAWING			
						ALGEBRA			
						ENGLISH			
						ENGLISH HISTORY			
						PHYSICAL GEOGRAPHY			
						COM. GEOGRAPHY			
						BOTANY			
						GREEK AND ROMAN HIST			



DAILY PROGRAM

TIME		Class	FORENOON SUBJECTS	TIME		Class	AFTERNOON SUBJECTS
From	To			From	To		
9:00	9:10		Opening Exercise	1:00	1:20	7	Geography
9:10	9:30	4	Arithmetic	1:20	1:40	5	Geography
9:30	9:50	3	Arithmetic	1:40	2:00	6	History
9:50	10:10	7	Arithmetic	2:00	2:15	7	Reading
10:10	10:30	6	Arithmetic	2:15	2:30	4+5	Spelling
10:30	10:45		Recess	2:30	2:45		Recess
10:45	10:55		Writing	2:45	2:58	6	Spelling
10:55	11:02	7	Spelling	2:58	3:18	7	Grammar
11:02	11:17	4	Reading	3:18	3:32	4+5	Language or Physiology
11:17	11:32	7	History	3:32	3:45	6	Language or Physiology
11:32	11:46	5	Reading	3:45	4:00	7	Civics or Physiology
11:46	12:00	6	Reading	4:00			Dismissal
12:00	1:00		Noon				

SPECIAL REPORT

Give general condition of your schoolroom with regard to cleanliness, desks, stove, windows and decorations

The room is in very good condition as to cleanliness, has no decorations is heated by furnace, needs new desks.

No. volumes in library About 50 General condition of library books fair Do you keep a Library Record? yes Have you a suitable book-case? yes Give full name of dictionary as it appears on the cover Condition Kind of blackboard in use walls painted Condition fair What is the general condition of your school grounds? fair

No. living trees on school grounds About 20 State condition of outbuildings, Boys' bad Girls' fair Coal house Teacher's salary per month, \$ 55- Term ends 1910 Teacher's name Don A. Drum Address while teaching Chesterfield, Ill.

TEACHER'S REMARKS ON CLASSIFICATION

TO THE TEACHER:

122

This Preliminary Report should show the present organization of your school, and the condition of your schoolroom and grounds. It will enable me to give you prompt and valuable assistance during your present term of school. Please fill out carefully with ink, and mail to me at the close of the FIRST WEEK of school. Due credit will be given you for filing this report promptly.

County Superintendent of Schools

Preliminary Classification Report

Of School in Chesterfield District 122 Township of Chesterfield  
County of Macoupin For the term commencing September 5<sup>th</sup> 1910  
O. A. Lamsche Teacher

No.	NAMES	Age	REMARKS ON INDIVIDUAL PUPILS	SYLLABUS OF CLASSES				PAGES	
				Yr.	Mo.	Pupils in each class (by number)	Text Book Used	Closed Last Term	Began This Term
1	Charity Murphy		Good work			READING			
2	Oma Loper		Good work	8			Baldwin		
3	Opal Gahr		Good work			15, 16, 17, 18, 19, 20, 21, 22, 23, 24			
4	Lester Sarginson		Fair work						
5	Chauncey Lee		Very poor attendance			SPELLING			
6	Dean Drum		Good work	8		15 — 24	From Course		
7	Kief Peebles		Poor attendance			(15, 16, 17, 18, 19, 20, 21, 22, 23, 24)	of Study 8 <sup>th</sup> yr. Work.		
8	Herman Williams		Poor attendance						
9	Bertha Angelo		Good work			GRAMMAR			
10	Fethel Ames		Good work	8		15 — 24	Gowdy's (Revised)		
11	Viola Dams		Good work			(15, 16, 17, 18, 19, 20, 21, 22, 23, 24)			
12	Susie Dams		Medium			LANGUAGE			
13	Lenora Stone		Good work						
14	Dale Dierks		Stopped because of ill health.						
15	Addie Curtis		Good work			ARITHMETIC			
16	Charles Curtis		Fair work	8		15 — 24	Smith's (Practical)		
17	Winifred Fletcher	15	Good work			(15, 16, 17, 18, 19, 20, 21, 22, 23, 24)			
18	Rosely Rigby		Poor work						
19	Ina Barnes		Good efforts			WRITING			
20	Freda Bramley		Good efforts	8 & 10					
21	Wilbur Crouch		Good work	All					
22	Lester Ames		Good work						
23	Loyd Landon		Medium			PHYSIOLOGY AND HYGIENE			
24	Lylvester Buhlman		Started in late	8		15, 16, 17, 18, 19, 20, 21, 22, 23, 24.	Overton (Advanced)		
25	Leo Bramley		Good work.						
				8		GEOGRAPHY	Natural Adv. (Redway & Hinman)		
						15 — 24			
						(15, 16, 17, 18, 19, 20, 21, 22, 23, 24)			
				8		U. S. HISTORY	Barnes		
						15 — 24			
				8		(15, 16, 17, 18, 19, 20, 21, 22, 23, 24)	Making of Ill.		
						HISTORY OF ILLINOIS			
						15 — 24			
				8		CIVICS	Ill. of the Nation		
						15 — 24			
						MUSIC			
						AGRICULTURE			
						HOUSEHOLD ARTS			
						DRAWING			
				9 & 10		ALGEBRA	9 <sup>th</sup> } Wentworth's		
						6, 7, 8, 9, 10, 11, 12, 13, 14, 1, 2, 3, 25, 10			
				9 & 10		ENGLISH	Hill's Rhet. & Comp.		
						1, 2, 3, 4, 5, 6, 7, 8, 9, 10, 11, 12, 13, 14, 25			
				9		ENGLISH HISTORY	Myer's		
						6, 7, 8, 9, 10, 11, 12, 13, 14			
				9		PHYSICAL GEOGRAPHY	Davis		
						6, 7, 8, 9, 10, 11, 12, 13, 14			
						COM. GEOGRAPHY			
				10		BOTANY	Berges		
						1, 2, 3, 4, 5, 6, 25			
				10		GREEK AND ROMAN HIST.	Hadley		
						Physics			
						1, 2, 3, 4, 5, 25			

DAILY PROGRAM

TIME		Class	FORENOON SUBJECTS	TIME		Class	AFTERNOON SUBJECTS
From	To			From	To		
9:00	9:15	All	Opening Exercises	1:00	1:30	10	Physics
9:15	9:30	8	U. S. History	1:30	1:45	8	Reading
9:30	9:50	9	General History	1:45	2:00	9	Phy. Geography
9:50	10:15	10	Algebra	2:00	2:20	9&10	English
10:15	10:30	9&10	Reading	2:20	2:30	8	Orthography
10:30	10:45		Recess	2:30	2:45		Recess
10:45	11:10	8	Arithmetic	2:45	3:10	8	Physiology
11:10	11:35	9	Algebra	3:10	3:40	10	Botany
11:35	11:50	8	Grammar	3:40	4:00	8	Geography
11:50	12:00	All	Writing	4:00			Dismissal
12:00	1:00		Noon				

SPECIAL REPORT

Give general condition of your schoolroom with regard to cleanliness, desks, stove, windows and decorations

School room is in not the best condition as to cleanliness; desks fair, windows opening from top or bottom, decorations poor, furnace in school.

No. volumes in library \_\_\_\_\_ General condition of library books Good Do you keep a

Library Record? No. Have you a suitable book-case? Yes Give full name of dictionary as it appears on the cover Webster's International Condition Fair Kind of blackboard in use Painted boards

Condition Fair What is the general condition of your school grounds? Good

No. living trees on school grounds about 8 State condition of outbuildings, Boys' Poor

Girls' Poor Coal house \_\_\_\_\_ Teacher's salary per month, \$ 80

Term ends May 4<sup>th</sup>, 1910 1910

Teacher's name O. A. Lamsche Address while teaching Chesterfield, Ill.

TEACHER'S REMARKS ON CLASSIFICATION

6 was permitted to take Botany with 10<sup>th</sup> gr.  
4 and 5 could not carry Algebra and after a trial 4 dropped it but  
5 having not taken algebra in '09 and '10 did not begin work in algebra.  
The 8<sup>th</sup> grade took regular 8<sup>th</sup> grade work, alternation not being  
practiced.

TO THE TEACHER:

This Preliminary Report should show the present organization of your school, and the condition of your schoolroom and grounds. It will enable me to give you prompt and valuable assistance during your present term of school. Please fill out carefully with ink, and mail to me at the close of the FIRST WEEK of school. Due credit will be given you for filing this report promptly.

County Superintendent of Schools

Preliminary Classification Report

Of the Primary Room of Chesterfield School, District No. 122, Macoupin County, Illinois.  
For the term commencing September 1, 1913, Leola Jeffries Teacher.

No.	NAMES	Age	REMARKS ON INDIVIDUAL PUPILS	SYLLABUS OF CLASSES				YEAR	
				Year	Month	Pupils in each class (by number)	Text Book Used	Finished Last Term	Began This Term
1	Edna Riggsby	6	Dora good work	1	3	READING	Baldwins		
2	Evelyn Elmore	6	"	1	"	13 to 27 and	Prog reserve		
3	Mary Walton	7	"	1	"	27 to 39 use	Course Book 2		
4	Addie Belle Long	6	attendance to irregular	1	"	1 to 13 use chart	and Aldine		
5	Marie Long	7	to do good work. very poor	1	"	+ readers	Third Reader		
6	William Fenton	7	"	1	"	SPELLING	From State		
7	Florence Banks	6	very good work	1	"	13 to 27	Course of		
8	Vernon Taylor	7	Dora fairly good	1	"	27 to 39 inclusive	Study		
9	Mahala Taylor	9	very bright	1	"				
10	Maurice Orbach	6	weak owing to absence	1	"				
11	Frances Cain	6	Dora excellent work	1	"	GRAMMAR			
12	Mary Corney	6	Dora fairly good	1	"				
13	Wanda Hartwick	7	Dora good work	1	"				
14	Helen Haynes	8	Excellent work	2	"	LANGUAGE	Poems and		
15	Grace Carroll	7	Industrious + bright	2	"	1 to 39 inclusive	From State		
16	Mabel Long	7	very bright	2	"		Course		
17	James Corney	9	Fairly good work	2	"	ARITHMETIC			
18	Harry Long	9	attendance to irregular	2	"	27 to 39 inclusive	Smiths		
19	Ralph Lee	7	to do good work	2	"	13 to 27	and Halls		
20	Clarence Buhlman	11	"	2	"	1 to 13 Oral	for sec. grade		
21	Horace Bramley	10	Excellent work	2	"	WRITING			
22	Harold Bramley	9	Bright but timid	2	"	27 to 39 use	Economy		
23	Leslie Hewitt	8	Excellent workers	2	"	1 to 27 copies	System		
24	William Knoop	7	when they try	2	"	PHYSIOLOGY AND HYGIENE	Overtons		
25	Clarence Riggsby	7	very bright	2	"	27 to 39 inclusive			
26	Roena Banks	8	Does excellent work	2	"	1 to 27	Oral Work		
27	Dwight Hewitt	11	Good work when she tries	3	"				
28	Walter Shaw	12	Poor very slow	3	"	GEOGRAPHY			
29	William Curtis	10	does excellent work when he tries	3	"				
30	William Wade	10	bright but doesn't like work	3	"				
31	Sidney Cotton	8	does fairly good work	3	"				
32	Zoa Hall	8	very bright	3	"	U. S. HISTORY			
33	Beth Wade	9	Industrious + bright	3	"				
34	Kent Bracewell	8	very bright	3	"				
35	Travis Elmore	10	Does good work	3	"	HISTORY OF ILLINOIS			
36	William Dams	8	Bright + industrious	3	"				
37	John Curtis	11	Does good work	3	"				
38	Clarence Hartwick	10	Fairly good doesn't like work	3	"	CIVICS			
39	Myrtle Long	11	Excellent work w.	3	"	MUSIC			
			very poor	3	"				
						AGRICULTURE	From Course of Study		
						and Nature Study + Plant Books			
						1 to 39 inclusive			
						HOUSEHOLD ARTS			
						DRAWING			
						ALGEBRA			
						ENGLISH			
						ENGLISH HISTORY			
						PHYSICAL GEOGRAPHY			
						COM. GEOGRAPHY			
						BOTANY			
						GREEK AND ROMAN HIST.			

DAILY PROGRAM

TIME		Class	FORENOON SUBJECTS	TIME		Class	AFTERNOON SUBJECTS
From	To			From	To		
9:00	9:15	all	Opening Exercises	1:00	1:15	all	General Exercises
9:20	9:35	1	Numbers	1:20	1:35	1	Language
9:35	9:50	2	Numbers	1:35	1:50	2	Language
9:55	10:15	3	Numbers	1:55	2:15	3	Language
10:15	10:30	all	Phonics	2:15	2:30	1+2	Phys or Nature Study
10:30	10:45		Recess	2:30	2:45		Recess
10:45	11:05	1	Reading	2:45	3:00	1	Spelling or Reading
11:05	11:25	2	Reading	3:00	3:15	2	Spelling
11:30	11:50	3	Reading or Phys & Nature Study	3:15	3:25	1+2	Writing
11:50	12:00	3	Writing	3:30	3:55	3	Spelling
12:00	1:00		Noon	4:00			Dismissal
Construction work is given for all classes instead of regular work during one period of the day.							

SPECIAL REPORT

Give general condition of your schoolroom with regard to cleanliness, desks, stove, windows and decorations  
Desks are good, most of them new. Have three good pictures in room. The room is not clean, never dusted by janitor.

No. volumes in library 80 including supplementary readers and dictionaries General condition of library books Good Do you keep a Library Record? Yes Have you a suitable book-case? Fairly good. Give full name of dictionary as it appears on the cover None. Have four small ones Cambridge Academic. Kind of blackboard in use Slate

Condition New. What is the general condition of your school grounds? Good

No. living trees on school grounds 23 State condition of outbuildings, Boys' Poor

Girls' Poor Coal house None, use Basement. Teacher's salary per month, \$ 50

Term ends April 30 1914

Teacher's name Leola Jeffries Address while teaching Chesterfield Ill.

TEACHER'S REMARKS ON CLASSIFICATION

TO THE TEACHER:

This Preliminary Report should show the present organization of your school, and the condition of your schoolroom and grounds. It will enable me to give you prompt and valuable assistance during your present term of school. Please fill out carefully with ink, and mail to me immediately after school is organized. Due credit will be given for filing this report promptly.

COUNTY SUPERINTENDENT OF SCHOOLS.

Preliminary Classification Report

Of the Chesterfield (#2) School, District No. 122, Macoupin County, Illinois.  
For the term commencing September 1st, 1913 Thomas T. Tucker Teacher.

No.	NAMES	Age	REMARKS ON INDIVIDUAL PUPILS	SYLLABUS OF CLASSES				YEAR	
				Year	Month	Pupils in each class (by number)	Text Book Used	Finished Last Term	Began This Term
1.	Theodore Hall			4	2	READING			
2.	James Rigsby			4	2	1-7 Fourth & Fifth			
3.	Leatha Hall			4	2	8-19 "			
4.	Lucille Rigsby			4	2	20-34, 43 Fifth & Sixth			
5.	Harold Murphy			4	2	SPELLING 35-42-44 Edison			
6.	Myrtle Banks			4	2	1-7			
7.	Jefferson Carroll			4	2	8-19			
						20-34, 43.			
						35-42, 44			
8.	Heleen Gahr			5	2	GRAMMAR			
9.	Virian Rigsby			5	2	1-7, Hawey 8-19 Hawey			
10.	Loyde Bracewell			5	2	20-34, 43 " 35-42, 44 Gandy			
11.	Grace Duckels			5	2	LANGUAGE			
12.	John Leach			5	2				
13.	Lindsay Wade			5	2				
14.	Dewey Meyers			5	2	ARITHMETIC			
15.	James Carroll			5	2	1-7 Smiths Elem			
16.	Chas. Bramley			5	2	8-19 "			
17.	Melvin Rhoads			5	2	20-34, 43 Smiths Complete			
18.	Eosher Rhoads			5	2	35-42, 44 "			
19.	William Taylor			5	2	WRITING			
						All #3 Economy Pads			
20.	Nina Wade			6	2	PHYSIOLOGY AND HYGIENE			
21.	John Justice			6	2	1-7			
22.	Clarence Bolton			6	2	8-19			
23.	Fowler Elmore			6	2	20-34, 43			
24.	Louis Crouch			6	2	35-42, 44			
25.	Howard Duckels			6	2	GEOGRAPHY			
26.	Riba Angelo			6	2	1-7			
27.	Pauline Banks			6	2	8-19			
28.	Maurice Drum			6	2	20-34, 43. Natural Comp.			
29.	Beatrice Wilton			6	2	35-42, 44. Natural Comp.			
30.	Nora Hewitt			6	2	U. S. HISTORY			
31.	Beatrice Gahr			6	2	1-7 Barnes Prim.			
32.	Pearl Griffith			6	2	8-19 Barnes "			
33.	Heleen Hewitt			6	2	20-34, 43 Mc Master			
34.	George Harper			6	2	35-42, 44 Mc Master			
43.	Willie Justice			6	2	HISTORY OF ILLINOIS			
						CIVICS			
						MUSIC			
						AGRICULTURE			
35.	Clifford Deuss			7	2	All course work			
36.	Kirkbeth Reinecke			7	2	HOUSEHOLD ARTS			
37.	William Deuss			7	2	Course work			
38.	Byron Walton			7	2	DRAWING			
39.	Eva Stevens			7	2				
40.	Belle Drum			7	2	ALGEBRA			
41.	Gordon Fletcher			7	2				
42.	Leatha Gentry			7	2	ENGLISH			
44.	Clark Rhoads			7	2				
						ENGLISH HISTORY			
						PHYSICAL GEOGRAPHY			
						COM. GEOGRAPHY			
						BOTANY			
						GREEK AND ROMAN HIST.			

Followed the Course as nearly as possible



# DAILY PROGRAM

[illegible]

## SPECIAL REPORT

Give general condition of your schoolroom with regard to cleanliness, desks, stove, windows and decorations

Give general condition of your schoolroom with regard to cleanliness, desks, stove, windows and decorations

24 new desks, others in fair condition, room fairly well cared for by janitor.

No. volumes in library 0 General condition of library books only fair Do you keep a  
Library Record? yes Have you a suitable book-case? yes Give full name of dictionary as it appears on the  
cover International Condition fair Kind of blackboard in use with slate  
Condition good What is the general condition of your school grounds? good

No. living trees on school grounds \_\_\_\_\_ State condition of outbuildings, Boys' Not fair even  
Girls' Fair Coal house Basement Teacher's salary per month, \$ 60  
Term ends April 30 1913  
Teacher's name Thomas F. Tucker Address while teaching Chesterfield, Ill.

**TEACHER'S REMARKS ON CLASSIFICATION**

TEACHER'S REMARKS ON CLASSIFICATION

This report is complete except its Physiology.  
Last year we used the grade text and completed it.  
I found pupils weak on Didactic Discourse reading, so I've taken  
the time so far this term for physiology for the reading of any  
selection at hand - news paper items, etc. but we shall review  
the physiology soon. Twice a week we talk about the body and its  
needs, since last term we committed the summaries to memory.  
If I can only cause pupils to read what comes to their homes, intelligent-  
ly, I shall feel my physiology time fully repaid.

TO THE TEACHER:

This Preliminary Report should show the present organization of your school, and the condition of your schoolroom and grounds. It will enable me to give you prompt and valuable assistance during your present term of school. Please fill out carefully with ink, and mail to me immediately after school is organized. Due credit will be given for filing this report promptly.

COUNTY SUPERINTENDENT OF SCHOOLS.

Preliminary Classification Report

Of the Chesterfield Public School, District No. 122, Macoupin County, Illinois.  
For the term commencing September 1st 1913 John H. Chapman Teacher.

No.	NAMES	Age	REMARKS ON INDIVIDUAL PUPILS	SYLLABUS OF CLASSES				YEAR	
				Year	Month	Pupils in each class (by number)	Text Book Used	Finished Last Term	Began This Term
1	Esther Hall	15	Excellent Scholar	10	3	READING	Brooks		
2	Bertha Angelo	19	"	10	3	1 to 9 None	Composition		"Course"
3	Freda Bramley	16	Fair	10	3	10 to 20 Elson Book IV	"Course"		
4	Wilbur Brown	17	Excellent	10	3				
5	Gressa Dams	19	Fair	9-10	3	SPELLING			
6	Bertha Dams	17	"	9	3	1 to 9 inclusive None			
7	Sylvia	16	"	9	3	10 to 20	Cavins		Course
8	Madeline Dams	16	"	9	3				
9	Claude Hatton	17	"	9	3				
10	Lewis Banks	15	Excellent			GRAMMAR			
11	Esther Snidle	16	Poor Attendance			1 to 9	None		
12	Violet Murphy	14	Perfect			10 to 19 Inc.	Howdy		Course
13	Frank Cuttiss	16	Very poor			LANGUAGE			
14	Roy	15	"			None			
15	Myron Hilton	14	Perfect			ARITHMETIC			
16	Ross Bracwell	19	"			10 to 19 incl.			
17	Bert Meyers	19	Poor				Smith		Course
18	Bertie Damm	15	Perfect			WRITING			
19	Verda Bramley	17	Very poor			1 to 19 Inclusive	Economy & Course		
						PHYSIOLOGY AND HYGIENE			
						1 to 5	Overton Adv. Course		
						10 to 20	"		"
						GEOGRAPHY			
						10 to 20	Natural		Course
						U. S. HISTORY			
						10 to 20	McMaster's		Course
						HISTORY OF ILLINOIS	National Gov.		"
						10 to 20			
						CIVICS	Mather		"
						10 to 20			
						MUSIC			
						None			
						AGRICULTURE			
						HOUSEHOLD ARTS			
							None		
						DRAWING			
							Yes		
						ALGEBRA			
						5-6-7-8	1st year	1	147
						ENGLISH			
						1 to 10	Brooks Book 1 and 2		
						ENGLISH HISTORY			
						6-7	Montgomery		Course
						PHYSICAL GEOGRAPHY			
						6-7-9	Davis		Course
						COM. GEOGRAPHY			
						6-7-9-8	Brigham		"After Knox"
						BOTANY			
						1-23-	Bergen		Course
						GREEK AND ROMAN HIST.	Meyers		Course
						12-34			



DAILY PROGRAM

TIME			Class	FORENOON SUBJECTS	TIME			Class	AFTERNOON SUBJECTS
From	To				From	To			
9	9:10			Opening Exercises	1	1:25	10		Greek <sup>2nd</sup> Roman History
9:10	9:30	9		Algebra	1:25	1:50	9		English History
9:30	9:50	8		Arithmetic	1:50	2:10	8		Geography
9:50	10:10	10		Plane Geometry	2:10	2:30	10		Botany
10:10	10:30	8		Orthography	2:30	2:45	All		Recitation
10:30	10:45	All		Recess	2:45	3:05	9		Phys Geog
10:45	10:55	"		Study Period	3:05	3:20	8		U. S History
10:55	11:15	9		Latin	3:20	3:40	10		Physiology
11:15	11:30	8		Grammar	3:40	4:00	8		"
11:30	11:45	9-10		English					
11:45	12:00	8		Reading					
12:00	1:00	All		Noon					

Connected with U. S. History I am teaching by question method "Illinois History" and Civics.

SPECIAL REPORT

Give general condition of your schoolroom with regard to cleanliness, desks, stove, windows and decorations

Only fair, janitor, does not dust, but have taken action to have him do so.

No. volumes in library 100 General condition of library books Good Do you keep a Library Record? Yes Have you a suitable book-case? Yes Give full name of dictionary as it appears on the cover Webster's New International Condition Good Kind of blackboard in use Slate

Condition Good, new What is the general condition of your school grounds? Good

We burn papers etc once per week.

No. living trees on school grounds Many State condition of outbuildings, Boys' Poor

Girls' Poor Coal house Basement Teacher's salary per month, \$ 85.00

Term ends April 30th 1914

Teacher's name John Chapman Address while teaching Chestfield

TEACHER'S REMARKS ON CLASSIFICATION

As far as I know this report is correct. I am unable to give number of pages canvassed by each class, as I believe in following the "Course of Study" in everything that I possibly can, and that necessitates taking lessons from various books. Everything is running smoothly and I am very well satisfied. Brown painted walls for black-boards, we have been able to place in stead, good slate board, in all rooms. Have also, replaced all old, or disfigured seats with, new ones. Have taken the examinations and found it practical in every way, in fact the best. I have every given my pupils since, I commenced to use the course of study, it never contained one question on any subject that course of study, the did not suggest the study of. This is a two year high school now, each 9th and 10th year course being composed of various studies designated in course. These I came the two were badly mixed and no one fully finished. The classification of pupils I hope is correct, the above I have merely added as additional matter.

John Chapman

TO THE TEACHER:

This Preliminary Report should show the present organization of your school, and the condition of your schoolroom and grounds. It will enable me to give you prompt and valuable assistance during your present term of school. Please fill out carefully with ink, and mail to me immediately after school is organized. Due credit will be given for filing this report promptly.

First Week's Classification Report

Of the Chesterfield School, District No. 122, Macoupin County, Illinois.  
For the term commencing September 1, 1926, Dorothy Ross Teacher

No. 111-III—Metropolitan Supply Co., Anamosa, Iowa									
No.	NAMES	Age	REMARKS ON INDIVIDUAL PUPILS	SYLLABUS OF CLASSES				YEAR	
				Yr.	Mo.	Pupils in each class (by number)	Text Book Used	Finished Last Term	Began This Term
1	Violet Stall	11	Dull	6		READING 1, 2, 3, 4, 20	Elson Bk. 2.		
2	Lloyd Riggsby	13		5		5, 6, 7, 8, 9, 10, 11, 12, 13, 14.	Elson Bk.		
3	Clyde A. Gaffin	11	Dull	4		16, 17, 18, 19, 15	Elson Bk. 4.		
4	Nelson Snidle	14		6		SPELLING 1, 2, 3, 4, 20	Cavins Duxentill		
5	George Parker	10	Good	5		5, 6, 7, 8, 9, 10, 11, 12, 13, 14	" "		
6	Clyde Lee	11		4		15, 16, 17, 18, 19	" "		
7	Donald Bouillon	11	Good	6		GRAMMAR 1, 2, 3, 4, 20	Gowdy Deffamer Bk. 2		
8	Edward Lee	10		5		5, 6, 7, 8, 9, 10, 11, 12, 13, 14	" "		
9	Margaret Louise	10	Excellent	4		LANGUAGE 16, 17, 18, 19, 15	" " Bk. 1.		
10	Wilma Followell	10		6		ARITHMETIC 1, 2, 3, 4, 20	Intermediate Stone Millie		
11	Elizabeth Parker	10	Slow	5		5, 6, 7, 8, 9, 10, 11, 12, 13, 14	Primary Stone Millie		
12	Lillian Sutton	10		4		WRITING 16, 15, 17, 18, 19	Calmer Method		
13	Mildred Bruce	11	Nervous	all		PHYSIOLOGY AND HYGIENE 1, 2, 3, 4, 20	Phys. Hygiene & Sanitation - Jewett		
14	Lileen Moore	10		5		5, 6, 7, 8, 9, 10, 11, 12, 13, 14	" "		
15	Virginia Lee	8		4		15, 16, 17, 18, 19	Health & Safety - Jewett		
16	Ruth Parker	9		6		GEOGRAPHY 1, 2, 3, 4, 20	World Geography - Brigham & M. E. Farlane		
17	Thelma Chism	9		5		5, 6, 7, 8, 9, 10, 11, 12, 13, 14	North America - Brigham & M. E. Farlane		
18	Rosemary Bowman	8		4		15, 16, 17, 18, 19	Home Geography		
19	Wendell Dowland	11		5		U. S. HISTORY 1, 2, 3, 4, 20	Introduction to Am. History - Woodburn & Moran		
20	Velma Gointer	11		5		5, 6, 7, 8, 9, 10, 11, 12, 13, 14	HISTORY OF ILLINOIS - Montgomery		
						CIVICS			
						MUSIC			
						AGRICULTURE			
						HOUSEHOLD ARTS			
						DRAWING	Practical Drawing		
						ALGEBRA	Boole, Wade		
						ENGLISH			
						ENGLISH HISTORY			
						PHYSICAL GEOGRAPHY			
						COM. GEOGRAPHY			
						BOTANY			
						GREEK AND ROMAN HIST.			

DAILY PROGRAM

TIME			Class	FORENOON SUBJECTS	TIME			Class	AFTERNOON SUBJECTS
From	To				From	To			
9:00	9:15		all	Opening Exercises	1:00	1:10		all	Opening Exercises
9:15	9:35		5	Arithmetic	1:10	1:25		6	Geography
9:35	9:55		6	Arithmetic	1:25	1:40		5	Geography
9:55	10:15		4	Arithmetic	1:40	1:55		4	Geography & Physiology
10:15	10:30		5	Spelling	1:55	2:00		all	Physical Exercises
10:30	10:45		all	Recess	2:00	2:15		6	Physiology
10:45	11:00		6	Reading	2:15	2:30			Recess
11:00	11:15		4	Reading	2:30	2:45			Recess
11:15	11:30		5	Reading	2:45	3:00		5	Language
11:30	11:40		all	Physical Exercises	3:00	3:15		6	Language
11:40	11:50		5	Spelling	3:15	3:30		4	Language
11:50	12:00		4	Spelling	3:30	3:35		all	Physical Exercises
					3:35	3:40		5	Physiology & History
					3:40	4:00		6	History

SPECIAL REPORT

Give general condition of your schoolroom with regard to cleanliness, desks, stove, windows and decorations

very good

No. volumes in library.....General condition of library books.....Fair.....Do you keep a Library Record?.....Have you a suitable book-case?.....yes.....Give full name of dictionary as it appears on the cover.....Condition.....good.....Kind of blackboard in use.....What is the general condition of your school grounds?.....good.....No. living trees on school grounds.....State condition of outbuildings, Boys'.....good.....Girls'.....good.....Coal house.....good.....Teacher's salary per month, \$.....1.00.....Term ends.....May 31.....1927.....Was the Classification record properly filled out at the close of last term?.....Teacher's name.....Dorothy Ross.....Address while teaching.....Chesterfield, Illinois.....

TEACHER'S REMARKS ON CLASSIFICATION

TO THE TEACHER:

This Preliminary Report should show the present organization of your school, and the condition of your schoolroom and grounds. It will enable me to give you prompt and valuable assistance during your present term of school. Please fill out carefully with ink, and mail to me immediately after the school is organized. Due credit will be given for filing this report promptly. County Superintendent of Schools.

Report of Classification, Standing, Advancement and Attendance

Of School in District No. Township of County of  
For the commencing 190 , and ending 190 ,  
Copyrighted and published by W. M. Welch Company, Chicago. All rights reserved. Copyright by W. M. Welch.

NUMBER	NAMES OF PUPILS	Teacher				BRANCHES												SYLLABUS OF CLASSES							
		Age	Days Present	Year	Month	Orthography	Reading	Writing	Arithmetic	Geography	Language	Grammar	Composition	History U. S.	Physiology	Civil Govt.	Music	Class	Grade	Pupils Each Class (By Numbers)	Text Book Used	Pages Canvassed			
																						From	To		
1	Reba Angelo	6	1				85	80												ORTHOGRAPHY					
2	Lindsay Wade	6	1				80	75																	
3	Leta Metcalf	6	1				75	80																	
4	Grace Campbell	6	1				75	90												READING					
5	Melvin Rhoads	6	1				90	90																	
6	Myrtle Banks	6	1				60	60																	
7	Pauline Banks	6	1				75	60												WRITING					
8	Florence Young	6	1				70	80																	
9	Cecil Elkington	6	1				85	70																	
10	Opal Forve	6	1				80	70												ARITHMETIC					
11	Eddie Lifets	7	1				75	90																	
12	Florence Harlan	6	1				70	80																	
13	Vivian Rigsbey	6	1				Absent													GEOGRAPHY					
14	Frank Shaw	9	1				Removed.																		
15	George Harper	7	1				85	80	80																
16	William Deus	6	1				85	80	98											LANGUAGE					
17	Kenneth Reineke	6	1				90	85	98																
18	Helen Hewitt	6	1				95	85	90																
19	Frieda Lifets	13	1				82	95	95											GRAMMAR					
20	James Carroll	7	1				70	60	70																
21	James Harlan	6	1				92	80	92																
22	John Elkington	9	1				60	75	98											COMPOSITION					
23	Fred Lifets	15	1				Not present																		
24	Roy Lifets	11	1																						
25	Raymond McCauley	9	2			100	90	75	85											HISTORY					
26	Clark Rhoads	9	2			95	82	90	94																
27	Clifford Deus	8	2			98	90	80	95																
28	Irene Padget	7	2			100	98	90	95											PHYSIOLOGY					
29	Cleo Rigsbey	7	2			100	95	85	95																
30	Eva Stevens	7	2			100	100	90	95																
31	Letha Curtis	7	2			100	98	85	95											CIVIL GOVERNMENT					
32	Alberta Brown	7	2			80	98	85	90																
33	Charles Elkington	11	2			98	90	90	95																
34	Eddie Harlan	10	2			75	90	85	95											MUSIC					
35	Frank Phelps	8	3			90	90	80	100	93															
36	Myron Wilton	7	3			82	85	80	80	87															
37	Beatrice Wilton	8	3			80	60	80	93	80	These two pupils take 2d yr. numbers.														
38	Nora Hewitt	9	3			78	80	80	90	75										ORTHOGRAHY					
39	Marie Horton	9	3			85	60	85	80	85															
40	Velma Horton	7	3			85	70	85	70	80															
41	Violet Murphey	8	3			98	95	90	100	98										READING					
42	Lewis Banks	9	3			85	80	85	100	90															
43	Stephen Karl	9	3			75	80	75	100	90															
44	Ellis Rhoads	10	3			85	90	85	100	98										WRITING					
45	Harry Buhlman	9	3			70	85	70	80	78															
46	Gordon Fletcher	8	3			85	88	85	60	90															
47	Alvena Rigsbey	9	3																	ARITHMETIC					
48	Leona Harlan	7	1				85	90												GEOGRAPHY					

THIS MARGIN FOR BINDING



Report of Classification, Standing, Advancement and Attendance

Of School in District No. 122 Township of Chesterfield County of Macoupin  
For the year commencing September 1, 1908, and ending April 30, 1909.

Copyright by W. M. Welch, Chicago—All rights reserved.

Teacher					BRANCHES												SYLLABUS OF CLASSES							
Number	NAMES OF PUPILS	Age	Days Present	Year	Month	Orthography	Reading	Writing	Arithmetic	Geography	Language	Grammar	Composition	History U.S.	History, Illinois	Physiology	Civil Govt.	Agriculture	Class	Grade	Pupils Each Class (by number)	Text Book Used	Pages Canvassed	
																							From	To
																							Third Grade	
A Division	1	Charley Elkinton	12	86	3	8	100	95	100	98	100						96			a	3	ORTHOGRAPHY Course		
	2	Clifford Deane	9	106	3	8	99	100	100	100	100						99			B	3	Nos. 1 to 12 of Study		
	3	Gordon Fletcher	9	153	3	8	100	98	100	99	100						99			b	2	Nos. 13 to 19 and other		
	4	Raymond M. Bailey	10	130	3	8	100	99	100	100	100						99					Nos. 20 to 23 Texts		
	5	Letha Curtis	8	155	3	8	100	97	100	100	100						99			a	3	READING Baldwin's		
	6	Cleo Riggsby	8	151	3	8	100	98	100	100	100						98			B	3	Nos. 1 to 12		
	7	Eva Stevens	8	149	3	8	99	99	100	100	100						99				2	" 13 " 19		
	8	Beatrice Wilton	10	123	3	8	100	100	98	100	100						98			a	1	" 20 " 23		
	9	Norah Hewitt	10	153	3	8	100	97	100	100	100						99			B	1	" 24 " 33		
	10	Stephen Carl	11	53 1/2	3	8	98	99	100	100	98						99					" 34 " 40		
	11	Clark Rhoads	10	99 1/2	3	6	96	99	99	99	92						100			all		WRITING Course		
	12	Willie Justice	11	44	3	6	95	98	99	97	98						90					Nos. 1 to 40 Copy Books		
	13	Jimmy Harlan	8	146	3	3	98	99	96	95	92						95			a	3	ARITHMETIC 20 Hites		
	14	John Elkinton	10	109	3	3	90	92	90	93	90						92			B	3	Nos. 1 to 12		
	15	William Deane	8	159	3	3	98	100	100	100	99						99			b	2	" 13 " 19		
	16	Kenneth Renick	8	149 1/2	3	3	97	100	98	98	98						99			a	1	" 20 " 23		
	17	Geo Harper	8	155 1/2	3	3	98	100	99	100	100						99			B	1	Numbers 33		
	18	James Carroll	8	154	3	3	95	98	92	96	92						90					Nos 34 to 40		
	19	Helen Hewitt	7	146	3	3	98	98	100	100	99						100					GEOGRAPHY		
																							Second Grade	
B Division	20	Reba Angelo	7	151	2	3	99	100	100	100	99						90					LANGUAGE Course		
	21	Pauline Banks	7	137	2	3	98	100	98	99	97						92			a	3	Nos. 1 to 19		
	22	Becil Elkinton	8	121	2	3	97	100	95	100	95						100			B	1 & 2	Nos. 20 to 40 Texts		
	23	Louis Brouch	7	53	2	3	98	100	98	99	98						92					GRAMMAR		
																							First Grade	
C Division	24	John Curtis	6	142	1	8	92	98	100	98	98						95							
	25	Dwight Hewitt	6	142	1	8	90	92	95	90	90						92					COMPOSITION		
	26	Everett Reader	6	128	1	8	95	95	96	98	92						90							
	27	Walter Miller	6	133	1	8	95	98	98	97	90						95					U. S. HISTORY		
	28	Letha Hall	6	100	1	8	96	100	100	99	98						94							
	29	Lindsey Wade	7	86	1	8	92	100	95	97	95						90							
	30	Martin Haycraft	10	125	1	8	98	98	99	100	94						99					HISTORY OF ILLINOIS		
	31	Vivian Riggsby	7	137	1	8	95	100	95	100	92						90							
	32	Myrtle Banks	7	95	1	8	97	100	94	100	95						96			a	3	PHYSIOLOGY	Quinton's	
	33	Melvin Rhoads	7	88	1	8	98	100	100	99	97						95			B	1 & 2	Nos 1 to 12 and 20 to 40		
	34	Jimmy Riggsby	6	93	1	5	98	98	98	99	96						90					CIVIL GOVERNMENT		
	35	Clarence Hartwick	6	90	1	5	95	95	95	98	92						92							
	36	Esther Rhoads	6	85	1	5	92	92	92	99	95						94					AGRICULTURE	Illinois	
	37	Lucille Riggsby	6	35	1	5	95	96	90	99	94						98			all		Nos. 1 to 40 State		
	38	Mattie Jones	7	66	1	5	92	97	92	98	98						92					DRAWING	Courses	
	39	Harry Jones	6	31	1	5	90	95	90	95	92						90			all		Nos. 1 to 40		
	40	Oral Stewart	7	23	1	5	90	92	90	90	90						90							



Failure to file this Report in the Superintendent's Office will be entered in his Record against the Teacher as Dereliction of Duty.

This reporting sheet corresponds to a page of your Classification Register (*not Attendance Register*); please fill it out with ink from your Classification Register and return it to me at the end of the last month of the term. It will be kept for public inspection. Study the plan given below and follow it accurately. If you have not a Classification Register in your School *let me know at once*; also inform the President of your School Board or your Director.

The Register can be obtained at the County Superintendent's office

Please endeavor to have a Register provided for your school *at once*, so that all the schools may be classified before the end of the term.

How to Classify Your School in the Classification Register.

- 1st. Read the course of study carefully; notice the number of grades and the work that each grade includes.
- 2d. Ascertain in which grade of the Course each pupil has *most* of his work, and classify him in that grade. If he has not all of his studies in this grade, mark the grade in which such other studies are found, under the headings for these respective studies. (See sample form in Register.)
- 3d. When a pupil has completed a study and passed a satisfactory examination, credit him with it in the column of "Studies Completed this Term," also record it in the "Record of Studies Completed," in the back part of the Register. This record should show every study which each pupil completes, until he finishes the course and graduates from the district school. The graduating of classes is one of the greatest incentives that can be used in keeping pupils from "dropping out" of school. Diplomas for graduation will be furnished by the County Superintendent for all pupils who finish the course of study.
- 4th. The "Syllabus of Classes" shows every class in each study, and the pupils (indicated by numbers) belonging to it, also the pages canvassed by each class during the term. The names of pupils belonging to each class may be found by referring to

- the names, corresponding to each number, in the column of "Names of Pupils."
- 5th. The *first* classification of any school is the most difficult, and should be made with much care. Succeeding teachers should not change the classification left by their predecessors without good reason.
- 6th. The classification as left by each teacher should show the status of each pupil at the *close* of each term each being classified in the grade which he has just *finished*.
- 7th. A pupil changing from one school to any other in which this Register is used, may receive from his teacher a certificate of his standing, which will enable the teacher whose school he enters to classify him without examination.
- 8th. *Certificates of Promotion* and Monthly Reports to Parents may be found to be valuable helps.
- 9th. Be *just* and *fair* in your markings, neither too high nor too low, so as to avoid clashing of opinion by successive teachers.

Write Answers to the following Questions:

- Is your daily program posted up in your school room? Was
- Do you make *daily* preparation for your work? I do
- Do you give Oral Language Lessons to the First and Second Reader classes, and have them write from ten to twenty minutes daily? Yes
- Do you spend at least fifteen minutes daily in giving special drills in writing to all grades? I do
- Do you have those in the Third and Fourth Reader grades write at least one letter each week besides other language work? Yes
- Do you give Number Work to the lower grades daily? I do
- Do you try to decorate your school room? Yes

All persons are warned against making or publishing this blank, or any modification of it, as it belongs to a series consisting of "Welch's System of Supervision," and is under copyright.

Teacher's Remarks to Superintendent

(NOTE—State what your school needs in apparatus, blackboards, etc.; also give the names of pupils not provided with books, naming the books needed. Suggest wherein the County Superintendent can co-operate with you for the advancement of your school, etc.)

New furniture and  
blackboards are needed.

TEACHER'S SUMMARY REPORT

ITEMS OF REPORT	Boys	Girls	Total
No. pupils enrolled - -	24	16	40
No. non-resident pupils enrolled			
Total No. days attendance -	1645	1727	4372
Average daily attendance -	16+	10+	26+
Total No. days absence -	609	426	1035
No. cases tardiness - -	5	3	8
No. neither tardy nor absent -			
Value of school apparatus			
No. volumes in library		35	
No. living trees on ground		9	
Whole No. of days taught		162	
Compensation of teacher per month		\$45	
Average cost of tuition per month per pupil		\$1.25	
Percentage of Attendance		65%	
I CERTIFY THAT THE ABOVE AND WITHIN REPORTS ARE CORRECT			
Teacher	Mary L. Orthal		
District No.	122		
Township	Chesterfield		

Copyright by W. M. Welch

DAILY PROGRAM

FORENOON SESSION			
Time Begins	Length in Minutes	Class	BRANCHES
9:00	15	9:15	General Exercises
9:05	15	9:30	Phonics
9:30	12	9:42	B Numbers
9:42	12	9:54	A Numbers
9:54	12	10:06	C Arithmetic
10:06	12	10:18	B Arithmetic
10:18	12	10:30	A Arithmetic
10:30	15	10:45	Recess
10:45	10	10:55	B First Reader
10:55	10	11:05	A First Reader
11:05	10	11:15	C Spelling
11:15	10	11:25	B Spelling
11:25	15	11:40	A Spelling
11:40	15	11:45	Writing
11:45	5	11:50	Singing
11:50	5	11:55	Phys. Ex.
11:55	5	12:00	Dismissal
12:00	60		Noon
AFTERNOON SESSION			
1:00	15	all	General Exercises
1:15	15	B	First Reader
1:30	15	A	First Reader
1:45	15		Second Reader
2:00	15	B	Third Reader
2:15	15	A	Third Reader
2:30	15	all	Recess
2:45	15	B	Language
3:00	20	A	Physiology
3:20	15	B	Physiology
3:35	20	A	Language
4:00			Dismissal

Of School in District No. 122 Township of Chesterfield County of Macoupin  
For the Term commencing September 1 1908, and ending April 30 1909

Cassie M. Morris		Teacher		Grades on last 12-monthly ex																				SYLLABUS OF CLASSES									
Number	NAMES OF PUPILS	Age	Days Present	Grade	Month of Course Completed	Reading	Spelling	Grammar	Language	Arithmetic	Writing	Physiology	Geography	History U.S.	Hist. Illinois	Civics	Music	Agriculture	Household Arts	Drawing	Algebra	English	English Hist.	Phys. Geog.	Com. Geog.	Botany	Greek and Roman History	Class	Grade	Pupils Each Class (by number)	Text Book Used	Pages Canvassed	
																																From	To
1	Eddie Wright	16 6 9 1/2	7	8	Absent																									READING	Baldwin		
2	Kieth Peebles	12 4 5 1/2	"			82 83				79 80 75 80 63																		a	7	1-2-3-4-5-6			
3	Lester Ames	12 1 5 9	"			88 87				96 90 90 89 82																		b	6	7-8-9-10-11-12-13-14-15-16-40			
4	John Holmes	15 1 5 1/2	"			88 91				98 95 98 91 85																		c	5	17-18-19-20-21-22-23-24-25-26			
5	Nellie Sharp	14 1 2 1/2	"			90 54				60 80 80 73 57																		d	4	31-32-33-34-35-36-37			
6	Ferman Williams	13 8 6	"			85 83				73 40 80 90 85																		e	5	17-18-19-20-21-22-23-24-25-26			
7	Claudie Brannon	14 1 10 1/2	"			Absent																						f	6	7-8-9-10-11-12-13-14-15-16-40			
8	Elmer Banks	13 7 9 1/2	6			80 75				70 85 70 77																		g	5	17-18-19-20-21-22-23-24-25-26			
9	Charlie Curtis	13 1 4 6	"			82 86				85 93 87 98																		h	4	31-32-33-34-35-36-37-38-39			
10	Sylvester Buhlman	14 1 11	"			72 83				77 40 92 91																		i	7	1-2-3-4-5-6			
11	Ina Banks	12 8 1/2	"			67 97				88 83 90 77																		j	6	7-8-9-10-11-12-13-14-15			
12	Freda Fletcher	12 1 4 3	"			97 97				99 80 92 88																		k	5	17-18-19-20-21-22-23-24-25-26			
13	Rosey Rigsbey	14 1 9 1/2	"			50 86				61 75 90 95																		l	4	31-32-33-34-35-36-37-38-39			
14	Freda Bramley	11 1 3 1/2	"			90 85				88 90 91 96																		m	7	1-2-3-4-5-6			
15	Hester Wheeler	11 1 6 3	"			Absent																						n	6	7-8-9-10-11-12-13-14-15-16-40			
16	Wilbur Crouch	12 4 4 1/2	"			85 94				82 100 92 99																		o	5	17-18-19-20-21-22-23-24-25-26			
17	Frank Curtis	10 1 5 1/2	5			90 73				73 43 80 70 51																		p	5	17-18-19-20-21-22-23-24-25-26			
18	Ernest Wright	11 8 9 1/2	"			93 61				92 36 90 88 37																		q	4	31-32-33-34-35-36-37-38-39			
19	Theodore Stevens	16 1 10	"			Absent																							r	4	31-32-33-34-35-36-37-38-39		
20	Oliver Jackson	13 1 3 8	"			40 63				75 75 80 70 25																		s	5	17-18-19-20-21-22-23-24-25-26			
21	Roy Curtis	10 1 4 6	"			88 62				87 68 87 66 40																		t	4	31-32-33-34-35-36-37-38-39			
22	Claudie Walton	11 1 6 1/2	"			90 62				82 36 89 88 43																		u	6	7-8-9-10-11-12-13-14-15-16-40			
23	Jeese Davidson	10 1 3 3	"			97 77				92 50 89 90 42																		v	5	17-18-19-20-21-22-23-24-25-26			
24	Fannie Leonard	14 8 2	"			Absent																							w	7	1-2-3-4-5-6		
25	Hazel Harlan	13 1 3 8 1/2	"			98 90				94 78 90 83 71																		x	5	17-18-19-20-21-22-23-24-25-26			
26	Sylvia Dews	11 1 6 3 1/2	"			74 65				88 20 85 85 41																		y	4	31-32-33-34-35-36-37-38-39			
27	Bertha Dews	12 1 10 1/2	"			92 71				90 71 93 93 71																		z	7	1-2-3-4-5-6-7			
28	Fannie Haycraft	14 7 4 1/2	"			Absent																							aa	6	7-8-9-10-11-12-13-14-15-16-40		
29	Madaline Dams	11 7 4 1/2	"			"																							ab	7	1-2-3-4-5-6		
30	Ruby Dicksels	12 4 6	"			"																							ac	7	1-2-3-4-5-6		
31	Byron Walton	10 1 10 1/2	4			80 70				86 78 85 78																			ad	7	1-2-3-4-5-6		
32	Frank Phelps	9 1 6 0	"			87 94				84 85 98 96																			ae	7	1-2-3-4-5-6		
33	Lewis Banks	9 1 3 3	"			69 85				79 70 90 80																			af	7	1-2-3-4-5-6		
34	Ellis Rhoads	11 1 6 3 1/2	"			Absent																							ag	7	1-2-3-4-5-6		
35	Myron Wilton	8 1 4 0	"			75 60				81 83 90 50																			ah	7	1-2-3-4-5-6		
36	Violet Murphy	9 1 4 8 1/2	"			99 100				97 80 91 80																			ai	7	1-2-3-4-5-6		
37	Alvena Rigsbey	10 4 1 1/2	"			71 90				62 26 90 77																			aj	7	1-2-3-4-5-6		
38	Harry Buhlman	10 1 10 9 1/2	"			Absent																							ak	7	1-2-3-4-5-6		
39	Eliza Burrell	15 6 5	"			"																							al	7	1-2-3-4-5-6		
40	Roy Snider	13 8 6	"			"																							am	7	1-2-3-4-5-6		
41																													an	7	1-2-3-4-5-6		



### Teacher's Remarks to Superintendent

(NOTE—State what your school needs in apparatus, blackboards, etc.; also give the names of pupils not provided with books, naming the books needed. Suggest wherein the County Superintendent can co-operate with you for the advancement of your school, etc.)

We kneed new desks floor-board and helps. & everything in a delapidated condition but furniture that is new.

### TEACHER'S SUMMARY REPORT

ITEMS OF REPORT	Boys	Girls	Total
No. pupils enrolled - -	25	15	40
No. non-resident pupils enrolled		2	2
Total No. days attendance	2953	1479	4432
Average daily attendance -			22
Total No. days absence -			5167.5
No. cases tardiness - -	4	3	7
No. neither tardy nor absent -	1		1

Value of school apparatus \$50

No. volumes in library 30

No. living trees on ground Do not know but nice shade perhaps 12 or 15

Whole No. of days taught 160

Compensation of teacher per month \$50

Percentage of Attendance

I CERTIFY THAT THE ABOVE AND WITHIN REPORTS ARE CORRECT

Teacher Cissie Morris

District No. 122

Township Chesterfield

Copyright by W. M. Welch

### DAILY PROGRAM

FORENOON			
Time Begins	Length in Minutes	Grade	BRANCHES
9:00	10	all	Gen. Exercises
9:10	15	4	Arithmetic
9:25	15	5	"
9:40	20	7	"
10:00	15	6	"
10:15	15	7	"
10:30	15	all	Recess
10:45	15	4	Reading or Phy.
11:00	15	5	"
11:15	15	6	"
11:30	14	7	Geography
11:44	8	6	Spelling
11:52	8	7	Spelling
12:00	60	all	Noon.

### DAILY PROGRAM

AFTERNOON			
Time Begins	Length in Minutes	Grade	BRANCHES
1:00	05	all	Gen. Exercises
1:05	15	5	Geography
1:20	20	4	Spelling
1:40	20	6	History
2:00	15	5	Spelling
2:15	15	all	Write or Draw.
2:30	15	all	Recess.
2:45	15	4	Language
3:00	15	7	History
3:15	15	5	Language
3:30	15	6	"
3:45	15	7	Civics or Phy
4:00			

Of School in District No. 122 Township of Chesterfield County of Macoupin  
For the Term commencing Sept. 1st 1908, and ending Apr. 30th 1909.

[illegible]

(NOTE—State what your school needs in apparatus, blackboards, etc.; also give the names of pupils not provided with books, naming the books needed. Suggest wherein the County Superintendent can co-operate with you for the advancement of your school, etc.)

ITEMS OF REPORT	Boys	Girls	Total
No. pupils enrolled - -	13	17	30
No. non-resident pupils enrolled	6	5	11
Total No. days attendance -	25	12	
Average daily attendance -	21	75+	
Total No. days absence -			
No. cases tardiness - -	Very few		
No. neither tardy nor absent -			

No. living trees on ground 12

Percentage of Attendance\_\_\_\_\_

Township 9 - R. 9

Copyright by W. M. Welch

FORENOON			
Time Begins	Length in Minutes	Grade	BRANCHES
		9	Reading
		8	"
		9 & 10	Gen. Hist.
		8	U. S. Hist.
			<u>Recess</u>
		10	Algebra
		9	"
		8	Arithmetic

AFTERNOON			
Time Begins	Length in Minutes	Grade	BRANCHES
		8 & 10	Rhetoric
		8	Grammar
		9	Physiology
		all	Writing
			<u>Reces</u>
		9	Physical Geog.
		8	Geography
		all	Spelling

Of School in District No. 122 Township of Chesterfield County of Macoupin  
For the Term commencing Sept. 1, 1909, and ending April 30, 1910.

[illegible]

1910

Teacher's Remarks to Superintendent

(NOTE—State what your school needs in apparatus, blackboards, etc.; also give the names of pupils not provided with books, naming the books needed. Suggest wherein the County Superintendent can co-operate with you for the advancement of your school, etc.)

Very much in need of new black boards.

The fire-escape ought to be made larger by running it down the east side as well as the west.

Would like very much to have them adopt the Smith's Primary Arithmetic instead of White's First. There is only the one copy of Smith's and it is mine.

TEACHER'S SUMMARY REPORT

ITEMS OF REPORT	Boys	Girls	Total
No. pupils enrolled - -	27	14	41
No. non-resident pupils enrolled			
Total No. days attendance -	3572	1614	5186
Average daily attendance -	132.8 27	115.3 11	126.2 41
Total No. days absence -	390	208	598
No. cases tardiness - -	7	11	18
No. neither tardy nor absent -	8	2	10

Value of school apparatus \_\_\_\_\_  
No. volumes in library \_\_\_\_\_ 50  
No. living trees on ground At least fifteen possibly more.  
Whole No. of days taught \_\_\_\_\_ 162  
Compensation of teacher per month \$50.  
Percentage of Attendance 74.7%

I CERTIFY THAT THE ABOVE AND WITHIN REPORTS ARE CORRECT

Teacher Mary L. Erthal  
District No. 122  
Township Chesterfield

Copyright by W. M. Welch

DAILY PROGRAM

FORENOON			
Time Begins	Length in Minutes	Grade	BRANCHES
9:00	15	all	Opening Exercises
9:15	15	1	Chart Class
9:30	15	1	First Reader
9:45	15	2	Second Reader
10:00	15	3	Third Reader
10:15	15	all	Phonics
10:30	15	all	Recess
10:45	10	1	B Numbers
10:55	10	1	A Numbers
11:05	15	2	B Arithmetic
11:20	20	3	A Arithmetic
11:40	25	all	Writing
11:55	5	all	Dismissal
12:00	60	all	Noon

DAILY PROGRAM

AFTERNOON			
Time Begins	Length in Minutes	Grade	BRANCHES
1:00	15	all	General Exercises
1:15	15	1	Chart Class
1:30	20	1	First Reader
1:50	20	3	A Language
2:10	15	2	B Language
2:25	5	all	Phys. Cul.
2:30	15	all	Recess
2:45	20	3	A Physiology
3:05	15	1+2	B Physiology
3:20	10	1	Chart or C. Language
3:30	10	B	Spelling
3:40	15	A	Spelling
3:55	5	all	Dismissal
4:00			

Of School in District No. 122 Township of Chesterfield County of Macoupin  
For the term commencing September 1 1909, and ending April 30 1910

Teacher		BRANCHES																				SYLLABUS OF CLASSES																							
Number	NAMES OF PUPILS	Age	Days Present	Grade	Month of Course Completed	Reading	Spelling	Grammar	Language	Arithmetic	Writing	Physiology	Geography	History U.S.	Hist. Illinois	Civics	Music	Agriculture	Household Arts	Drawing	Algebra	English	English Hist.	Phys. Geog.	Com. Geog.	Botany	Greek and Roman History	Class	Grade	Pupils Each Class (by number)	Text Book Used	Pages Canvassed													
																																From	To												
1	Letha Curtis	9 1/2	4			91 96			97 84 89 94																			4	READING	Baldwin's Readers															
2	Cleo Riggsby	9 1/2				76 98			90 97 92 94																			5	12, 13, 14, 15, 16, 17																
3	Eva Stevens	9 13/16				89 93			93 71 90 87																			6	18, 19, 20																
4	Belle Drum	9 12/16				was sick & could not take examination																																	7	21, 22, 23, 24, 25, 26, 27, 28, 29, 30, 31, 32	Natural				
5	Raymond McCauley	11 1/2				83 91			82 96 87 84																			4	1-11																
6	Clifford Dewz	10 14/16				66 82			62 81 77 92																			5	12-20																
7	Gordon Fletcher	10 15 1/2				86 85			75 86 92 90																			6	21-31																
8	Nora Hewitt	11 13 1/2				53 86			70 52 89 50																			7	32-40																
9	Beatrice Wilton	11 15 1/2				30 86			70 52 89 50																																				
10	Charley Elkington	13 9 1/2				82 75			70 62 78 90																																				
11	Harry Buhlman	11 12 1/2				74 65			63 96 70 78																			4	1-11																
12	Bertie Drum	11 13 1/2	5			91 92			98 96 86 72 93																			5	12-20																
13	Roy Curtis	10 13 1/2				80 83			62 86 78 71 67																			6	21-31																
14	Frank Phelps	10 13 1/2				Did not take examination																																							
15	Lewis Banks	10 12 1/2				Did not take examination																																							
16	Violet Murphy	10 12				97 95			97 100 95 86 92																																				
17	Alvena Riggsby	11 15 1/2				95 93			83 82 95 83 77																																				
18	Myron Wilton	9 16 1/2				75 73			62 60 83 83 85																																				
19	Ellis Rhoads	12 11 1/2				82 60			85 60 68 79 73																																				
20	Alice Keller	11 31				Moved out of the district																																							
21	Roena Bolton	14 6 1/2	6			79 76			71 67 90 73 77 75																																				
22	Fannie Hayercraft	13 6 1/2				Did not take examination																																							
23	Hazel Harlan	11 12 1/2				96 88			96 99 94 87 93 90																																				
24	Ernest Wright	12 13 1/2				84 64			67 77 84 67 85 80																																				
25	Sylvia Dewz	12 13 1/2				76 82			87 82 81 75 76 70																																				
26	Jesse Davidson	11 8 1/2				Moved out of district																																							
27	Frank Curtis	12 13 1/2				Did not take examination																																							
28	Ruby Duckels	12 11 1/2				98 95			99 100 93 98 100 95																																				
29	Madaline Dams	12 15 1/2				73 76			60 88 92 72 84 70																																				
30	Bertha Dewz	13 13 1/2				Did not take examination																																							
31	Oliver Jackson	14 10 1/2				"			"																																				
32	Sylvester Buhlman	15 9 1/2	7			83 68			82 85 80 65 75 76 67																																				
33	Freda Bramley	12 7 1/2				71 93			97 94 93 81 90 90 80																																				
34	Wilbur Crouch	13 14 1/2				90 99			93 90 98 93 94 90 80																																				
35	Ina Banks	13 15 1/2				91 97			99 95 97 91 89 90 80																																				
36	Winifred Fletcher	14 14 1/2				91 99			88 95 97 90 93 91 82																																				
37	Charley Curtis	14 11 1/2				Did not take examination																																							
38	Claudie Brannan	14 13 1/2				"			"																																				
39	Rosey Riggsby	15 13 1/2				85 91			80 89 95 86 88 91 85																																				
40	Edmer Banks	16 10 1/2				Did not take examination																																							



1910

Teacher's Remarks to Superintendent

(NOTE—State what your school needs in apparatus, blackboards, etc.; also give the names of pupils not provided with books, naming the books needed. Suggest wherein the County Superintendent can co-operate with you for the advancement of your school, etc.)

The room needs a full supply of blackboards, some new maps and a dictionary

TEACHER'S SUMMARY REPORT

ITEMS OF REPORT	Boys	Girls	Total
No. pupils enrolled - -	20	20	40
No. non-resident pupils enrolled			
Total No. days attendance -	2613	2687	5300
Average daily attendance -			327
Total No. days absence -			982
No. cases tardiness - -	Very few		
No. neither tardy nor absent -	1	1	2

Value of school apparatus

No. volumes in library 62

No. living trees on ground 25

Whole No. of days taught 162

Compensation of teacher per month \$55

Percentage of Attendance 84+

I CERTIFY THAT THE ABOVE AND WITHIN REPORTS ARE CORRECT

Teacher Don A. Drum

District No. 122

Township Chesterfield

Copyright by W. M. Welch

DAILY PROGRAM

FORENOON			
Time Begins	Length in Minutes	Grade	BRANCHES
9:00	10	All	Opening Exercise
9:10	20	4	Arithmetic
9:30	20	5	"
9:50	20	7	"
10:10	20	6	"
10:30	15	All	Recess
10:45	10	"	Writing
10:55	10	7	Spelling
11:05	13	4	Reading
11:15	15	7	History
11:30	15	5	Reading
11:45	15	6	Reading or Physiology
12:00	60	All	Noon

DAILY PROGRAM

AFTERNOON			
Time Begins	Length in Minutes	Grade	BRANCHES
1:00	10	All	Opening Exercise
1:10	20	7	Geography
1:30	15	5	"
1:45	10	4	Spelling
1:55	15	6	History
2:10	12	7	Reading or Physiology
2:22	08	5	Spelling
2:30	15	All	Recess
2:45	10	6	Spelling
2:55	15	4	Lang. or Physiology
3:10	15	5	"
3:25	20	6	"
3:45	15	7	Civics
4:00			Dismissal

Of School in District No. 122 Township of Chesterfield County of Macoupin  
For the Year commencing September 5, 1900, and ending May 5, 1901.

[illegible]



Failure to file this Report in the Superintendent's Office will be entered in his Record against the Teacher as Dereliction of Duty.

This reporting sheet corresponds to a page of your Classification Register (*not Attendance Register*); please fill it out with ink from your Classification Register and return it to me at the end of the last month of the term. It will be kept for public inspection. Study the plan given below and follow it accurately. If you have not a Classification Register in your School *let me know at once*; also inform the President of your School Board or your Director.

The Register can be obtained at the County Superintendent's office.

Please endeavor to have a Register provided for your school *at once*, so that all the schools may be classified before the end of the term.

How to Classify Your School in the Classification Register.

1st. Read the course of study carefully; notice the number of grades and the work that each grade includes.

2d. Ascertain in which grade of the Course each pupil has *most* of his work, and classify him in that grade. If he has not all of his studies in this grade, mark the grade in which such other studies are found, under the headings for these respective studies. (See sample form in Register.)

3d. When a pupil has completed a study and passed a satisfactory examination, credit him with it in the column of "Studies Completed this Term," also record it in the "Record of Studies Completed," in the back part of the Register. This record should show every study which each pupil completes, until he finishes the course and graduates from the district school. The graduating of classes is one of the greatest incentives that can be used in keeping pupils from "dropping out" of school. Diplomas for graduation will be furnished by the County Superintendent for all pupils who finish the course of study.

4th. The "Syllabus of Classes" shows every class in each study, and the pupils (indicated by numbers) belonging to it, also the pages canvassed by each class during the term. The names of pupils belonging to each class may be found by referring to

the names, corresponding to each number, in the column of "Names of Pupils."

5th. The *first* classification of any school is the most difficult, and should be made with much care. Succeeding teachers should not change the classification left by their predecessors without good reason.

6th. The classification as left by each teacher should show the status of each pupil at the *close* of each term each being classified in the grade which he has just *finished*.

7th. A pupil changing from one school to any other in which this Register is used, may receive from his teacher a certificate of his standing, which will enable the teacher whose school he enters to classify him without examination.

8th. *Certificates of Promotion* and Monthly Reports to Parents may be found to be valuable helps.

9th. Be *just* and *fair* in your markings, neither too high nor too low, so as to avoid clashing of opinion by successive teachers.

Write Answers to the following Questions:

Is your daily program posted up in your school room? It is

Do you make *daily* preparation for your work? I do

Do you give Oral Language Lessons to the First and Second Reader classes, and have them write from ten to twenty minutes daily? I do

Do you spend at least fifteen minutes daily in giving special drills in writing to all grades? I do

Do you have those in the Third and Fourth Reader grades write at least one letter each week besides other language work? I do

Do you give Number Work to the lower grades daily? I do

Do you try to decorate your school room? I do

All persons are warned against making or publishing this blank, or any modification of it, as it belongs to a series consisting of "Welch's System of Supervision," and is under copyright.

Teacher's Remarks to Superintendent

(NOTE—State what your school needs in apparatus, blackboards, etc.; also give the names of pupils not provided with books, naming the books needed. Suggest wherein the County Superintendent can co-operate with you for the advancement of your school, etc.)

Still in need of new blackboards and the interior would be much improved if cleaned and painted.

Outbuildings are not as good as ought be. Conditions fair yet poor.

TEACHER'S SUMMARY REPORT

ITEMS OF REPORT	Boys	Girls	Total
No. pupils enrolled - -	23	14	37
No. non-resident pupils enrolled			
Total No. days attendance -	2951	1754	4705
Average daily attendance -	17.31	10.31	27.61
Total No. days absence -	270	341	611
No. cases tardiness - -	5	32	37
No. neither tardy nor absent -	0	1	1

Value of school apparatus

No. volumes in library 78

No. living trees on ground 29

Whole No. of days taught 120

Compensation of teacher per month \$50.

Average cost of tuition per month per pupil \$1.35

Percentage of Attendance 16.5

I CERTIFY THAT THE ABOVE AND WITHIN REPORTS ARE CORRECT

Teacher Mary L. Orthol

District No. 122

Township Chesterfield

Copyright by W. M. Welch

DAILY PROGRAM

FORENOON SESSION			
Time Begins	Length in Minutes	Class	BRANCHES
9:00	15	all	Opening Exercises
9:15	15		Chart Class
9:30	15	C	First Reader
9:45	15	B	Second Reader
10:10	15	all	Phonics
10:15	15	A	Third Reader
11:30	15	all	Recess
10:45	10		Numbers
10:55	10	C	Arithmetic
11:05	10	B	Arithmetic
11:25	20	A	Arithmetic
11:45	15	all	Writing
12:00	60	all	Noon
AFTERNOON SESSION			
1:00	15	all	General Exercises
1:15	15		Chart Class
1:30	20		First Reader
1:50	20	A	Language
2:10	20	B	Language
2:30	15	all	Recess
2:45	20	A	Physiology
3:05	15	B	Physiology
3:20	10	C	Language
3:30	10	B	Spelling
3:40	15	A	Spelling
4:55	5	all	Dismissal

TO BE FILLED OUT BY TEACHER OR PRINCIPAL

## TEACHERS' ANNUAL REPORT

For districts maintaining ten years of school work or less

Year of 1912-13

Name of School Chesterfield Public School No. 122 County, Illinois.

(2.) Enrollment for the year by grades. (Do not count any pupil more than once.)

1st Yr.		2nd Yr.		3rd Yr.		4th Yr.		5th Yr.		6th Yr.		7th Yr.		8th Yr.		9th Yr.		10th Yr.		Total	
Boys	Girls	Boys	Girls	Boys	Girls	Boys	Girls	Boys	Girls	Boys	Girls	Boys	Girls	Boys	Girls	Boys	Girls	Boys	Girls	Boys	Girls
13	11	7	5	9	3	7	4	8	8	3	1	10	5	5	5	6	5			68	47

(3.) Length of school year in months: 8 Actual number of days school was in session: 165

(4.) Whole number of different teachers employed during the year (include item 11 and

those who may have resigned during the year)..... Men 2 Women 1 Total 3(5.) Number of eighth grade graduates or promotions..... Boys 5 Girls 5 Total 10(6.) Number of pupils paying tuition..... Boys 7 Girls 1 Total 3(11.) Number of regular teachers (report only one teacher for each teaching position).... Men 2 Women 1 Total 3  
(If a room has been taught by more than one teacher, count only the one teaching the longer part of the term.)

(12.) Are you a graduate of a College and State Normal School?..... A College?..... A State Normal School?..... A four-year high school?..... If not a graduate, have you attended a State Normal School?..... A high school?.....

(Give only one school for each teacher.)

(13.) Amount of salary earned by teachers..... Men, \$ 1120 Women, \$ 1366 Total \$ 1480  
(If a room has been taught by more than one teacher, consider the salary paid to all for the one teaching the longer part of the term.)(14.) Total days' attendance of all pupils enrolled 13547(16.) Number of school houses..... Public 1 Rented 0 Total 1(17.) Number of seats or sittings for study (capacity) 120

(18.) Value of school property:

(a) Sites and buildings..... \$ 4500(b) Equipment (furniture, library, apparatus, etc.)..... \$ 200Total..... \$ 4700(19.) How many years have you taught in this district? One for each teacher (If more than one teacher is employed, as shown by item 11, give length of service of each, in district.)(20b.) Number of truant officers employed..... Men 1 Women 0 Total 1(21.) Amount of all taxes levied for school purposes, made August, 1912..... \$ 2000(22.) Amount of bonded indebtedness, July 1, 1913..... NONE(23.) Number of volumes in library exclusive of supplementary reading books for class use..... 250(24.) Number of private schools in the district: NONE

(a) Number of teachers employed..... Men..... Women..... Total.....

(b) Number of pupils enrolled..... Boys..... Girls..... Total.....

(25.) Number of persons between the ages of 12 and 21 who are unable to read and write Boys 0 Girls 0 Total 0(26.) Amount of endowment or permanent fund belonging to this district..... \$ 0

(Confer with the Clerk of the Board relative to questions 18, 21, 22, 24, 25 and 26.)

(The numbers in parentheses correspond to numbers in the Directors' Annual Report).

The foregoing is correct to the best of my knowledge and belief.

Date school closed:

May 1 1913.John Chapman

Teacher or Principal.

Make out in duplicate and file one copy with the Clerk of the Board, with your last schedule, and mail the other copy to the County Superintendent of Schools, at the close of school.

TO BE FILLED OUT BY TEACHER OR PRINCIPAL IN CHARGE OF BUILDING

TEACHERS' ANNUAL REPORT

YEAR OF 1913-14

Name of School Chesterfield School Dist. No. One hundred twenty two County, Illinois

2. Enrollment for the year by grades. (Do not count any pupil more than once.)

1st Yr.		2nd Yr.		3rd Yr.		4th Yr.		5th Yr.		6th Yr.		7th Yr.		8th Yr.		9th Yr.		10th Yr.		11th Yr.		12th Yr.	
Boys	Girls	Boys	Girls	Boys	Girls	Boys	Girls	Boys	Girls	Boys	Girls	Boys	Girls	Boys	Girls	Boys	Girls	Boys	Girls	Boys	Girls	Boys	Girls
6	10	10	5	10	4	4	3	8	5	7	9	6	3	9	2	3	4	1	3				
Total: Elementary.....												60	41	Secondary (High).....								4	7

3. Length of school year in months: 8 Actual number of days school was in session: 169

	MALE	FEMALE	TOTAL
4. Whole number of different persons employed as teachers in this building for the whole or part of the year, who have not been transferred to another building in this district.....	2	1	3
5. Number of eighth grade graduates or promotions.....	5	1	6
6. Number of elementary pupils paying tuition.....	0	0	0
7. Number of high school graduates.....		2	2
8. Number of high school tuition pupils.....	0	0	0
9. Administrative officers (does not apply to one-room districts):			
(a) Superintendents who do no teaching.....	0	0	0
(b) Principals and Supervisors who teach less than half time.....	0	0	0
10. Teachers and principals who teach half time or more (if more than one person has taught in a room, only count the one teaching the longer part of the term).....	1		
11. Total number of teaching positions (sum of 9 and 10) (show only the actual positions).....	2	1	3

12. Teachers' qualifications: Number graduates of a College and State Normal School? None A College? None  
A Normal School? One A four-year high school? One If not a graduate, how many have attended a college?  
1? A State Normal School? 3 A High School? 3 (Give only highest graduation or attendance of each teacher at work at end of term. The total must correspond with No. 11 above.)

13. Amount of annual salary earned by teachers: Men, \$ 1200; Women, \$ 400; Total, \$ 1600  
(If a position has been held by more than one person, give as annual salary the sum earned by all, but count the one (man or woman) who served longest.)

14. Total days' attendance of all pupils enrolled 11,916 (Three rooms)

16. Is the building owned or rented by district? Owned

17. Number of sittings for study (capacity) (double seats to be counted as two sittings) 123 (Three rooms)

18. Value of school property:  
(a) Sites and buildings..... \$ 5000  
(b) Equipment (furniture, library, apparatus, etc.)..... 1000  
Total..... \$ 6000

19. Give length of service in this district of teachers holding positions at close of school: 1 yr.?..... 2 yrs.? 3  
3 yrs.?..... 4 yrs.?..... 5 yrs.?..... 6 yrs.?..... 7 yrs.?..... 8 yrs.?..... 9 yrs.?.....  
10 yrs.?..... 11 yrs.?..... 12 yrs.?..... 13 yrs.?..... 14 yrs.?..... 15 yrs.?..... 16 yrs.?.....  
17 yrs.?..... 18 yrs.?..... 19 yrs.?..... 20 yrs. or more?..... (Time less than a year is to be counted as one year.)

20. Promotion of health and attendance:  
(a) Number of inspectors employed: Nurses..... 0 Physicians..... 0 Total..... 0  
(b) Number of truant officers employed: Men..... 1 Women..... 0 Total..... 1

21. Amount of all taxes levied for school purposes, made August, 1913..... \$ 2300

22. Amount of bonded indebtedness, July 1, 1914..... \$ None

23. Number of volumes in library exclusive of supplementary reading books for class use..... 100

24. Number of private schools in the district: None

(a) Number of teachers employed..... " Men..... None Women..... None Total..... None  
(b) Number of pupils enrolled..... " Boys..... " Girls..... " Total..... "

25. Number of persons between the ages of 12 and 21 who are unable to read and write. Boys..... 0 Girls..... 0 Total..... 0

26. Have you any departmental teachings below the high school? None If so, which years?.....

27. Amount of endowment or permanent fund belonging to this district..... \$ None  
(If you are unable to obtain the information called for in questions 18, 21, 22, 24, 25 and 27 readily, let the items remain blank.)

29. SALARIES OF TEACHERS.

Enter in the following table the number of teachers in day schools paid the different annual salaries.

SALARIES	ELEMENTARY		SECONDARY		SALARIES	ELEMENTARY		SECONDARY	
	Men	Women	Men	Women		Men	Women	Men	Women
Less than \$200 .....					\$1,200 to \$1,299 .....				
\$200 to \$299 .....					\$1,300 to \$1,399 .....				
\$300 to \$399 .....					\$1,400 to \$1,499 .....				
\$400 to \$499 .....		/			\$1,500 to \$1,599 .....				
\$500 to \$599 .....	/				\$1,600 to \$1,699 .....				
\$600 to \$699 .....	/				\$1,700 to \$1,799 .....				
\$700 to \$799 .....					\$1,800 to \$1,899 .....				
\$800 to \$899 .....					\$1,900 to \$1,999 .....				
\$900 to \$999 .....					\$2,000 to \$2,499 .....				
\$1,000 to \$1,099 .....					\$2,500 to \$2,999 .....				
\$1,100 to \$1,199 .....					\$3,000 and over .....				
Total (same as Item 11) .....									

NOTICE.

Make out this report in duplicate, except in districts having two or more buildings and a superintendent, and file one copy with the clerk of the school board and mail the other copy to the county superintendent at the close of school.

In districts having two or more buildings and a superintendent, only one copy is to be made by the Principal of each building and filed with the Superintendent who is to consolidate the several reports and make one copy for the Clerk of the school board and one to be mailed to the County Superintendent at the close of school.

Teachers' Annual Report

FOR

*Chesterfield* School  
Dist. No. *122*, *Macoupin* County,  
Illinois, for school year ending June 30, 1914.

School closed *April 30th* 1914.  
Made by *John Chapman*  
Teacher or Principal.

Filed 1914.  
Clerk or Co. Supt.

ILLINOIS PRINTING CO., DANVILLE, ILL.

TO BE FILLED OUT BY TEACHER OR PRINCIPAL IN CHARGE OF BUILDING

TEACHERS' ANNUAL REPORT

YEAR OF 1914-15

Name of School Westfield Public Dist. One hundred and twenty County, Illinois.

2. Enrollment for the year by grades. (Do not count any pupil more than once.)

1st Yr.		2nd Yr.		3rd Yr.		4th Yr.		5t Yr.		6th Yr.		7th Yr.		8th Yr.		9th Yr.		10th Yr.		11th Yr.		12th Yr.	
Boys	Girls	Boys	Girls	Boys	Girls	Boys	Girls	Boys	Girls	Boys	Girls	Boys	Girls	Boys	Girls	Boys	Girls	Boys	Girls	Boys	Girls	Boys	Girls
8	13	6	4	6	4	6	2	4	3	8	4	6	9	14	5	6	7						
Total: Elementary.....												Secondary (High).....											

2a. How many of the above were enrolled in some other district of this State before enrolling in this district, during the year..... Boys 2 Girls 2 Total 4

3. Length of school year in months Eight Actual number of days school was in session: 167

4. Whole number of different persons employed as teachers in this building for the whole or part of the year and who have not been transferred from another building in this district..... Men 2 Women 1 Total 3

5. Number of eighth grade graduates or promotions..... Boys 4 Girls 4 Total 8

6. Number of elementary pupils paying tuition..... Boys 1 Girls 0 Total 1

7. Number of high school graduates..... Boys 0 Girls 0 Total 0

8. Number of high school tuition pupils..... Boys 3 Girls 4 Total 7

9. Administrative officers (does not apply to one-room districts):  
(a) Superintendents who do no teaching..... Men — Women — Total —

(b) Principals and Supervisors who teach less than half time..... Men — Women — Total —

10. Teachers and principals who teach half time or more (if more than one person has taught in a room only count the one teaching the longer part of the term)..... Men 2 Women 1 Total 3

11. Total number of teaching positions (sum of 9 and 10) (show only the actual positions)..... Men 2 Women 1 Total 3

12. Qualifications of teachers: Number graduates of a College and State Normal School? None A College only? None  
A Normal School only? None A four-year High School only? 3 If not a graduate, how many have attended a college?  
.....? A State Normal School?..... A High School? 3  
(Give only highest graduation or attendance of each teacher at work at end of term. The total must not be more than No. 11 above.)

13. Amount of annual salary earned by teachers: Men, \$ 1200; Women, \$ 400; Total, \$ 1600  
(If a position has been held by more than one person, give as annual salary the sum earned by all for the sex holding the position longest.)

14. Total days' attendance of all pupils enrolled..... 14,408

16. Number of school houses:..... Public 1 Rented — Total 1

17. Number of sittings for study (capacity) (double seats to be counted as two sittings).....

18. Value of school property:  
(a) Sites and buildings..... \$ 5500  
(b) Equipment (furniture, library, apparatus, etc.)..... 900  
Total..... \$ 6400

19. Give length of service in this district of teachers holding positions at close of school: 1 yr.? 1 2 yrs.?.....  
3 yrs.? 2 4 yrs.?..... 5 yrs.?..... 6 yrs.?..... 7 yrs.?..... 8 yrs.?..... 9 yrs.?.....  
10 yrs.?..... 11 yrs.?..... 12 yrs.?..... 13 yrs.?..... 14 yrs.?..... 15 yrs.?..... 16 yrs.?.....  
17 yrs.?..... 18 yrs.?..... 19 yrs.?..... 20 yrs. or more?..... (Count part of a year as a year.)

20. Promotion of health: Number of nurses employed? None Physicians? None Amount paid nurses? None Physicians? None  
Number of pupils examined for physical defects or contagion? None Number found affected? None Number of homes visited by nurse or inspecting officer? None

Promotion of attendance: Number of truant officers employed? (1) Men? 1 Women? 0 Amount paid truant officers? 120  
Number of children not attending school between the ages of 7 and 14? None 14 and 16? None Number of children arrested and placed in charge of teacher? None Number sentenced by a court to a delinquent school? None Number of school and age certificates issued? None

21. Amount of all taxes levied for school purposes, made August 1914..... \$ 2000.

22. Amount of bonded indebtedness, July 1, 1915..... None \$ None

23. Number of volumes in library exclusive of supplementary reading books for class use.....

24. Number of private schools in the district? None Number of teachers employed?..... Men?..... Women?..... Number of pupils enrolled in elementary grades (1st to 8th): Boys?..... Girls?..... Secondary Grades (9th to 12th): Boys?..... Girls?..... College Grades (13th to 16th): Boys?..... Girls?.....

25. Number of persons between the ages of 12 and 21 who are unable to read and write: Boys None Girls None Total —

26. Have you any departmental teaching below the high school? None If so, which years?.....

27. Amount of endowment or permanent fund belonging to this district..... None \$ None  
(If you are unable to obtain the information called for in questions 18, 21, 22, 25 and 27 readily, let the items remain blank.)

29. SALARIES OF TEACHERS.

Enter in the following table the number of teachers in day schools paid the different annual salaries.

ELEMENTARY					SECONDARY				
SALARIES	Men	Women	Men	Women	SALARIES	Men	Women	Men	Women
Less than \$200.....					\$1,200 to \$1,299 .....				
\$200 to \$299.....					\$1,300 to \$1,399.....				
\$300 to \$399.....					\$1,400 to \$1,499.....				
\$400 to \$499.....		/			\$1,500 to \$1,599.....				
\$500 to \$599.....	/				\$1,600 to \$1,699.....				
\$600 to \$699.....			/		\$1,700 to \$1,799 .....				
\$700 to \$799.....					\$1,800 to \$1,899.....				
\$800 to \$899.....					\$1,900 to \$1,999.....				
\$900 to \$999.....					\$2,000 to \$2,499.....				
\$1,000 to \$1,099.....					\$2,500 to \$2,999.....				
\$1,100 to \$1,199.....					\$3,000 and over .....				
Total (same as Item 11).....									



TO BE FILLED OUT BY TEACHER OR PRINCIPAL IN CHARGE OF BUILDING

TEACHERS' ANNUAL REPORT

YEAR OF 1915-16

Name of School Chesterfield Public School Dist. 122 Macoupin County, Illinois.

1. School census:

All Under 21 Years of Age.		
Boys	Girls	Total

All Between 6 and 21 Years of Age.		
Boys	Girls	Total

Date of Census:

June.....1916

Elementary

Enrollment	Kindergarten		1st Yr.		2nd Yr.		3rd Yr.		4th Yr.		5th Yr.		6th Yr.		7th Yr.		8th Yr.		Total	
	Boys	Girls	Boys	Girls	Boys	Girls	Boys	Girls	Boys	Girls	Boys	Girls	Boys	Girls	Boys	Girls	Boys	Girls	Boys	Girls
	0	6	8	10	10	11	3	6	5	1	6	2	4	3	7	6	8	11	51	50

Secondary (High)

Enrollment	9th Yr.		10th Yr.		11th Yr.		12th Yr.		Total		Grand Total	
	Boys	Girls	Boys	Girls	Boys	Girls	Boys	Girls	Boys	Girls	Boys	Girls
	6	1	5	2					11	3	62	53

- 2a. How many of the above were enrolled in some other district of this State before enrolling in this district, during the year..... Boys None Girls None Total None
3. Length of school year in months..... Eight Actual number of days school was in session: 170
4. Number of vacancies caused by death?..... 0 Resignation, etc.?..... 0 Change of teachers for spring term?..... 0 Total..... 0
5. Number of eighth grade graduates or promotions..... Boys..... 7 Girls..... 10 Total..... 17
6. Number of elementary tuition pupils attending this school..... Boys..... Girls..... Total.....
7. Number of high school graduates..... Boys..... 1 Girls..... 4 Total..... 5
8. Number of high school tuition pupils attending this school..... Boys..... 3 Girls..... 1 Total..... 4
9. Administrative officers (does not apply to one-room districts):
- (a) Superintendents who do no teaching..... Men..... Women..... Total.....
- (b) Principals and Supervisors who teach less than half time..... Men..... Women..... Total.....
10. Teachers and principals who teach half time or more (if more than one person has taught in a room only count the one teaching the longer part of the term)..... Men..... 2 Women..... 1 Total..... 3
11. Total number of teaching positions (sum of 9 and 10) (show only the actual positions)..... Men..... 2 Women..... 1 Total..... 3
12. Qualifications of teachers: Number graduates of a College and State Normal School?..... 2 A College only?..... 0 A Normal School only?..... 1 A four-year High School only?..... 2 If not a graduate, how many have attended a college?..... 2 A State Normal School?..... A High School?..... Last two have attended both college and normal (Give only highest graduation or attendance of each teacher at work at end of term. The total must not be more than No. 11 above.)
13. Amount of annual salary earned by teachers: Men, \$..... 1200; Women, \$..... 440; Total, \$..... 1640 (If a position has been held by more than one person, give as annual salary the sum earned by all for the sex holding the position longest.)
14. Total days' attendance of all pupils enrolled.....
15. Number of teachers contributing to the Illinois State Teacher's Pension and Retirement Fund..... 0 Total amount contributed..... 0
16. Number of school houses:..... 1 Public..... Yes Rented..... None Total..... 1
17. Number of sittings for study (capacity) (double seats to be counted as two sittings)..... 121
18. Value of school property:
- (a) Sites and buildings..... X \$..... 4500
- (b) Equipment (furniture, library, apparatus, etc.)..... X \$..... 1700
- Total..... \$..... 6200
19. Give length of service in this district of teachers holding positions at close of school: 1 yr.?..... 2 yrs.?..... 3 yrs.?..... 4 yrs.?..... 5 yrs.?..... 6 yrs.?..... 7 yrs.?..... 8 yrs.?..... 9 yrs.?..... 10 yrs.?..... 1 11 yrs.?..... 12 yrs.?..... 13 yrs.?..... 14 yrs.?..... 15 yrs.?..... 16 yrs.?..... 17 yrs.?..... 18 yrs.?..... 19 yrs.?..... 20 yrs. or more?..... 1 (Count part of a year as a year.)
20. Promotion of health: Number of nurses employed?..... 0 Physicians?..... 0 Amount paid nurses?..... 0 Physicians?..... 0 Number of pupils examined for physical defects or contagion?..... 0 Number found affected?..... 0 Number of homes visited by nurse or inspecting officer?..... 0
- Promotion of attendance: Number of truant officers employed?..... X Men?..... 1 Women?..... Amount paid truant officers?..... 120 Number of children not attending school between the ages of 7 and 14?..... 0 14 and 16?..... 0 Number of children arrested and placed in charge of teacher?..... 0 Number sentenced by a court?..... 0 Number of school and age certificates issued?..... 0
21. Amount of all taxes levied for school purposes, made August 1915..... X \$..... 2300
22. Amount of bonded indebtedness, July 1, 1916..... X \$..... None
23. Number of volumes in library exclusive of supplementary reading books for class use..... 225
24. Number of private schools in the district?..... Number of teachers employed?..... 0 Men?..... 0 Women?..... 0 Number of pupils enrolled in elementary grades (1st to 8th): Boys?..... 0 Girls?..... 0 Secondary Grades (9th to 12th): Boys?..... 0 Girls?..... 0 College Grades (13th to 16th): Boys?..... 0 Girls?..... 0
25. Number of persons between the ages of 12 and 21 who are unable to read and write: Boys..... 0 Girls..... 0 Total..... 0
26. Have you any departmental teaching below the high school?..... 0 If so, which years?.....
27. Amount of endowment or permanent fund belonging to this district (not township fund)..... do not have \$..... None (If you are unable to obtain the information called for in questions 1, 18, 21, 22, 25 and 27 readily, let the items remain blank.)

29. SALARIES OF TEACHERS.

Enter in the following table the number of teachers in day schools paid the different annual salaries.

SALARIES	ELEMENTARY		SECONDARY		SALARIES	ELEMENTARY		SECONDARY	
	Men	Women	Men	Women		Men	Women	Men	Women
Less than \$200.....					\$1,200 to \$1,299 .....				
\$200 to \$299.....					\$1,300 to \$1,399.....				
\$300 to \$399.....					\$1,400 to \$1,499.....				
\$400 to \$499.....		1			\$1,500 to \$1,599.....				
\$500 to \$599.....	1				\$1,600 to \$1,699.....				
\$600 to \$699.....			1		\$1,700 to \$1,799 .....				
\$700 to \$799.....					\$1,800 to \$1,899.....				
\$800 to \$899.....					\$1,900 to \$1,999.....				
\$900 to \$999.....					\$2,000 to \$2,499.....				
\$1,000 to \$1,099.....					\$2,500 to \$2,999.....				
\$1,100 to \$1,199.....					\$3,000 and over.....				
Total (same as Item 11).....									

NOTICE.

DISTRICTS OF ONE BUILDING—Make out this report in duplicate, and file one copy with the clerk of the school board to be filed with the township treasurer, and mail the other copy to the county superintendent at the close of school.

IN OTHER DISTRICTS—In districts having two or more buildings and a superintendent, only one copy is to be made by the principal of each building and filed with the superintendent, who is to consolidate the several reports and make one copy for the clerk of the school board to be filed with the township treasurer, and one to be mailed to the county superintendent at the close of school.

Teachers' Annual Report

FOR

Chesterfield School

Dist. No. 12 & Marion County,

Illinois, for school year ending June 30, 1916.

Building is in Township 9 Range 9

School Closed May 12th 1916.

Made by John Chapman  
Teacher or Principal.  
Chesterfield P. O.

Filed May 29, 1916.

Geo. W. Solomon  
Clerk or Co. Supt.

ILLINOIS PRINTING CO., DANVILLE, ILL.

To be filled out in duplicate by Teacher or Principal in charge of building and both copies filed with the County Superintendent at the close of school

# TEACHERS' ANNUAL REPORT

YEAR OF 1916-17

Name of School Burgess Dist. 14 No. 1 County, Illinois.

\*1. School census:

All Under 21 Years of Age.		
Boys	Girls	Total
87	87	174

All Between 6 and 21 Years of Age.		
Boys	Girls	Total
57	55	112

Date of Census:

June 30 1917

## Elementary

Kindergarten		1st Yr.		2nd Yr.		3rd Yr.		4th Yr.		5th Yr.		6th Yr.		7th Yr.		8th Yr.		Total	
Boys	Girls	Boys	Girls	Boys	Girls	Boys	Girls	Boys	Girls	Boys	Girls	Boys	Girls	Boys	Girls	Boys	Girls	Boys	Girls
0	0	2	9	15	10	8	6	4	5	1	6	2	7	2	9	10	56	1	

2.

Enroll	Secondary (High)										Grand Total	
	9th Yr.		10th Yr.		11th Yr.		12th Yr.		Total			
	Boys	Girls	Boys	Girls	Boys	Girls	Boys	Girls	Boys	Girls	Boys	Girls
	6	10	2	2	Only Two y. H.S.						9	12

- 2a. How many of the above were enrolled in some other district of this State before enrolling in this district, during the year..... Boys 2 Girls 1 Total 3
3. Length of school year in months: Eight Actual number of days school was in session: 149
4. Number of vacancies caused by death? None Resignation, etc? None Change of teachers for spring term? None Total None
5. Number of eighth grade graduates or promotions..... Boys 4 Girls 2 Total 6
6. Number of elementary tuition pupils attending this school..... Boys 0 Girls 2 Total 2
7. Number of high school graduates..... Boys 2 Girls 2 Total 4
8. Number of high school tuition pupils attending this school..... Boys 5 Girls 7 Total 12
9. Superintendents who do no teaching (applies to grade schools only)..... Men 0 Women 0 Total 0
- 9a. Principals and Supervisors who teach less than half time (grade schools only)..... Men 0 Women 0 Total 0
10. Teachers and principals who teach half time or more (if more than one person has taught in a room only count the one teaching the longer part of the term)..... Men 1 Women 2 Total 3
11. Total number of teaching positions (sum of 9, 9a and 10) (show only the actual positions)..... Men 1 Women 2 Total 3
12. Qualifications of teachers: Number graduates of a College and State Normal School? None A College only? None  
A Normal School only? None A four-year High School only? None If not a graduate, how many have attended a college?  
all have attended Normal School or High School and are college!  
(Give only highest graduation or attendance of each teacher at work at end of term. The total will not be more than No. 11 above.)
13. Amount of annual salary earned by teachers: Men, \$ 680; Women, \$ 880; Total, \$ 1560  
(If a position has been held by more than one person, give as annual salary the sum earned by all for the teacher holding the position longest.)
14. Total days' attendance of all pupils enrolled..... 1200
15. Number of teachers contributing to the Illinois State Teachers' Pension and Retirement Fund..... Total amount contributed None
16. Number of school houses:..... Public..... Rented 0 Total 1
17. Number of sittings for study (capacity) (double seats to be counted as two sittings).....
- \*18. Value of school property:  
(a) Sites and buildings..... \$ 45.00  
(b) Equipment (furniture, library, apparatus, etc.)..... \$ 12.00  
Total..... \$ 57.00
19. Give length of service in this district of teachers holding positions at close of school: 1 yr.? 1 2 yrs.?.....  
3 yrs.?..... 4 yrs.?..... 5 yrs.?..... 6 yrs.?..... 7 yrs.?..... 8 yrs.?..... 9 yrs.?.....  
10 yrs.?..... 11 yrs.?..... 12 yrs.?..... 13 yrs.?..... 14 yrs.?..... 15 yrs.?..... 16 yrs.?.....  
17 yrs.?..... 18 yrs.?..... 19 yrs.?..... 20 yrs. or more?..... (Count part of a year as a year.)
20. Promotion of health: Number of nurses employed? 0 Physicians? 0 Amount paid nurses? 0 Physicians? 0  
Number of pupils examined for physical defects or contagion? 0 Number found affected? 0 Number of homes visited by nurse or inspecting officer? 0  
Promotion of attendance: Number of truant officers employed?..... Men? 1 Women? 0 Amount paid truant officers? 1.20  
Number of children not attending school between the ages of 7 and 14? 0 14 and 16? 0 Number of children arrested and placed in charge of teacher? 0 Number sentenced by a court? 0 Number of school and age certificates issued? 0
- \*21. Amount of all taxes levied for school purposes, made August 1916..... \$.....
- \*22. Amount of bonded indebtedness, July 1, 1917..... \$ 7.00
23. Number of volumes in library exclusive of supplementary reading books for class use..... 225
24. Number of private schools in the district?..... Number of teachers employed?..... Men? 0 Women? 0 Number of pupils enrolled in elementary grades (1st to 8th): Boys? 0 Girls? 0 Secondary Grades (9th to 12th): Boys? 0 Girls? 0 College Grades (13th to 16th): Boys? 0 Girls? 0
- \*25. Number of persons between the ages of 12 and 21 who are unable to read and write: Boys None Girls None Total.....
26. Have you any departmental teaching below the high school?..... If so, which years?.....
- \*27. Amount of endowment or permanent fund belonging to this district (not township fund)..... \$.....  
(Do not answer items marked by a star unless the information given is confirmed by the clerk of the board.)

(OVER)

# 29. SALARIES OF TEACHERS.

Enter in the following table the number of teachers in day schools paid the different annual salaries.

SALARIES	ELEMENTARY		SECONDARY		SALARIES	ELEMENTARY		SECONDARY	
	Men	Women	Men	Women		Men	Women	Men	Women
Less than \$200.....					\$1,200 to \$1,299.....				
\$200 to \$299.....					\$1,300 to \$1,399.....				
\$300 to \$399.....					\$1,400 to \$1,499.....				
\$400 to \$499.....		2			\$1,500 to \$1,599.....				
\$500 to \$599.....					\$1,600 to \$1,699.....				
\$600 to \$699.....			1		\$1,700 to \$1,799.....				
\$700 to \$799.....					\$1,800 to \$1,899.....				
\$800 to \$899.....					\$1,900 to \$1,999.....				
\$900 to \$999.....					\$2,000 to \$2,499.....				
\$1,000 to \$1,099.....					\$2,500 to \$2,999.....				
\$1,100 to \$1,199.....					\$3,000 and over.....				
Total (same as Item 11).....							2	1	

## NOTICE.

In districts having two or more buildings and a superintendent, only one copy is to be made by the principal of each building and filed with the superintendent, who is to consolidate the several reports and make two copies of the same and file with the county superintendent at the close of school.

Teachers are requested to fill out each item of this report. This is the initial report for data that is consolidated for the State and forwarded to the U. S. Commissioner of Education. Much depends upon the accuracy of your answers.

## Teachers' Annual Report

FOR  
*Chesterfield Public School*  
 Dist. No. *22* *Marion* County,

Illinois, for school year ending June 30, 1917.  
 Building is in Township *9* Range *9*

School closed *May 3rd,* 1917

Made by  
*John H. Chapman*  
 Teacher or Principal.  
*Calumet, Illinois*

Filed *May 23,* 1917.  
*Geo. W. Solomon*  
 Co. Supt.

ILLINOIS PRINTING CO., DANVILLE, ILL.

# GRADE TEACHERS' ANNUAL REPORT

YEAR OF 1917-18

Name of School..... Dist. No..... County, Illinois.

\*1. School census:

All Under 21 Years of Age.		
Boys	Girls	Total

All Between 6 and 21 Years of Age.		
Boys	Girls	Total

Date of Census:

June.....1918

Elementary. To be listed as they are at the close of the year before promotion.

ent

Kindergarten		1st Yr.		2nd Yr.		3rd Yr.		4th Yr.		5th Yr.		6th Yr.		7th Yr.		8th Yr.		Total	
Boys	Girls	Boys	Girls	Boys	Girls	Boys	Girls	Boys	Girls	Boys	Girls	Boys	Girls	Boys	Girls	Boys	Girls	Boys	Girls
		6	8	2	6	10	7	5	5	2	2	7	2	3	1	6	3	41	34

Enrollment

Secondary (High)

9th Yr.		10th Yr.		11th Yr.		12th Yr.		Total		Grand Total	
Boys	Girls	Boys	Girls	Boys	Girls	Boys	Girls	Boys	Girls	Boys	Girls
1	7	0	5					1	12	42	46

- 2a. How many of the above were enrolled this year in some other district of this State before enrolling in this district..... Boys... 3 Girls... 3 Total... 6
3. Length of school year in months: nine Actual number of days school was in session: 178
4. Vacancies of teachers caused by death? 0 by resignation 1 by change for spring term? 0 Total 1
5. Number of eighth grade graduates or promotions..... Boys... 2 Girls... 0 Total... 2
6. Number of elementary tuition pupils attending this school..... Boys... 0 Girls... 1 Total... 1
7. Number of high school graduates..... Boys... 9 Girls... 4 Total... 4
8. Number of high school tuition pupils attending this school..... Boys... 0 Girls... 5 Total... 5
9. Superintendents who do no teaching..... Men... 0 Women... 0 Total... 0
- 9a. Principals and Supervisors who teach less than half time..... Men... 0 Women... 0 Total... 0
10. Teachers and principals who teach half time or more (if more than one person has taught in a room only count the one teaching the longer part of the term)..... Men... 1 Women... 0 Total... 1
11. Total number of teaching positions (sum of 9, 9a and 10) (show only the actual positions)..... Men... 1 Women... 2 Total... 3
12. Qualifications of teachers: Number graduates of a College and State Normal School?..... A College only?..... A Normal School only?..... A four-year High School only? 2 If not a graduate, how many have attended a college?..... A State Normal School? 2 A High School? 1  
(Give only highest graduation or attendance of each teacher at work at end of term. The total will not be more than No. 11 above.)
13. Amount of annual salary earned by teachers: Men, \$ 1050; Women, \$ 1000; Total, \$ 2050  
(If a position has been held by more than one person, give as annual salary the sum earned by all for the teacher holding the position.)
14. Total days attendance of all pupils enrolled... 13402 1/2
15. Number of teachers contributing to the Illinois State Teachers' Pension and Retirement Fund... 1 Amount contributed this year, \$ 6.20
16. Number of school houses in the district:..... Public... 1 Rented... Total... 1
17. Number of sittings for study (capacity) (double seats to be counted as one sitting)... 115
- \*18. Value of school property:  
(a) Sites and buildings..... \$.....  
(b) Equipment (furniture, library, apparatus, etc.)..... \$.....  
Total..... \$.....
19. Give length of service in this district of teachers holding positions at close of school: 1 yr.? 1 2 yrs.? 1  
3 yrs.?..... 4 yrs.? 1 5 yrs.?..... 6 yrs.?..... 7 yrs.?..... 8 yrs.?..... 9 yrs.?.....  
10 yrs.?..... 11 yrs.?..... 12 yrs.?..... 13 yrs.?..... 14 yrs.?..... 15 yrs.?..... 16 yrs.?.....  
17 yrs.?..... 18 yrs.?..... 19 yrs.?..... 20 yrs. or more?..... (Count part of a year as a year.)
20. Promotion of health: Number of nurses employed? 0 Physicians? 0 Amount paid nurses?..... Physicians?.....  
Number of pupils examined for physical defects or contagion..... Number found affected..... Number of homes visited by nurse or inspecting officer?.....  
Promotion of attendance: Number of truant officers employed?..... Men?..... Women?..... Amount paid truant officers?.....  
Number of children not attending school between the ages of 7 and 14?..... 14 and 16?..... Number of children arrested and placed in charge of teacher?..... Number sentenced by a court?..... Number of school and age certificates issued?.....
- \*21. Amount of all taxes levied for school purposes, made August 1917..... \$.....
- \*22. Amount of bonded indebtedness, July 1, 1918..... \$.....
23. Number of volumes in library exclusive of supplementary reading books for class use... 225
24. Number of private schools in the district?..... Number of teachers employed?..... Men?..... Women?..... Number of pupils enrolled in elementary grades (1st to 8th): Boys?..... Girls?..... Secondary Grades (9th to 12th): Boys?..... Girls?..... College Grades (13th to 16th): Boys?..... Girls?.....
- \*25. Number of persons between the ages of 12 and 21 who are unable to read and write: Boys..... Girls..... Total.....
26. Have you any departmental teaching below the high school? no If so, which years?.....
- \*27. Amount of endowment or permanent fund belonging to this district (not township fund)..... \$.....

\*NOTE.—Do not answer items marked by a star unless the information given is confirmed by the clerk of the board.

(OVER)

28. SALARIES OF TEACHERS.

Enter in the following table the number of teachers in day schools paid the different annual salaries.

ELEMENTARY					SECONDARY				
ELEMENTARY					SECONDARY				
SALARIES.	Men	Women	Men	Women	SALARIES.	Men	Women	Men	Women
Less than \$200.....					\$1,200 to \$1,299.....				
\$200 to \$299.....					\$1,300 to \$1,399.....				
\$300 to \$399.....					\$1,400 to \$1,499.....				
\$400 to \$499.....		1			\$1,500 to \$1,599.....				
\$500 to \$599.....		1			\$1,600 to \$1,699.....				
\$600 to \$699.....					\$1,700 to \$1,799.....				
\$700 to \$799.....					\$1,800 to \$1,899.....				
\$800 to \$899.....					\$1,900 to \$1,999.....				
\$900 to \$999.....					\$2,000 to \$2,499.....				
\$1,000 to \$1,099.....			1		\$2,500 to \$2,999.....				
\$1,100 to \$1,199.....					\$3,000 and over.....				
Total (same as Item 11).....							2	1	

NOTICE.

This information is to be collected by the principal or the teacher in charge of a building from the teachers under his supervision and summarized in this report.

From the several buildings the reports are to be embodied in one report by the Superintendent who is to send two copies to the County Superintendent of Schools on or before July 15th.

Teachers are requested to fill out each item of this report. This is the initial report for data that is consolidated for the State and forwarded to the U. S. Commissioner of Education. Much depends upon the accuracy of your answers.



(4041-15M)

Grade  
Teachers' Annual Report

FOR  
Chesterfield Public School  
Dist. No. 122, Macoupin County,

Illinois, for school year ending June 30, 1918.

Building is in Township 9 Range 9

School closed June 2<sup>nd</sup> 1918.

Made by  
C. H. Rutherford  
Teacher or Principal.  
Chesterfield, Ill., P. O.

Filed 1918.

Co. Supt.

ILLINOIS PRINTING CO., DANVILLE, ILL.



# TEACHERS' ANNUAL REPORT

SCHOOL YEAR OF 1920-1921

To the Teacher or Superintendent: The State and National authorities need and demand all the data called for in this report. You are rendering a valued service by a careful and prompt filling out of each item. For common schools of one teacher, items with starred numbers only are to be filled. In schools of two or more teachers the data should be collected by the Superintendent or Principal and embodied in one report. Two copies are to be filed with the County Superintendent within one week after the close of school.

\*1. Name of School Chesterfield Public Dist. No. 122 Macoupin County, Illinois

Elementary. To be listed as they are at the close of the year before promotion.

Enrollment	Kindergarten.		1st Yr.		2nd Yr.		3rd Yr.		4th Yr.		5th Yr.		6th Yr.		7th Yr.		8th Yr.		Total	
	Boys	Girls	Boys	Girls	Boys	Girls	Boys	Girls	Boys	Girls	Boys	Girls	Boys	Girls	Boys	Girls	Boys	Girls	Boys	Girls
			2	5	10	7	7	3	2	5	3	8	7	6	7	4	5	2	43	40

Enrollment	9th Yr.		10th Yr.		11th Yr.		12th Yr.		Total		Grand Total	
	Boys	Girls	Boys	Girls	Boys	Girls	Boys	Girls	Boys	Girls	Boys	Girls

\*2a. How many of the above were enrolled this year in some other district of this State before

enrolling in this district Boys 2 Girls 1 Total 3

\*3e. Length of school year in months 8 1/2

\*3f. Actual number of days school was in session 174

\*4. Total days attendance of all pupils enrolled in both elementary and high school 13976 1/2

4a. Of all high school pupils (above 8th grade) Boys 5 Girls 2 Total 7

\*5. Number of eighth grade graduates or promotions Boys 2 Girls 1 Total 3

\*6. Number of elementary tuition pupils attending this school Boys 2 Girls 1 Total 3

7. Number of high school graduates Boys        Girls        Total       

8. Number of high school tuition pupils attending this school Boys        Girls        Total       

9. Superintendents who do no teaching Men        Women        Total       

9a. Principals and Supervisors who teach less than half time Men        Women        Total       

\*10. Teachers and principals who teach half time or more (if more than one person has taught in a room count only the one teaching the longer part of the term) Men        Women 3 Total 3

\*11. Total number of all teaching positions (sums of 9, 9a, and 10) (show only the actual positions) Men        Women 3 Total 3

11a. Total number of high school teaching positions (show only the actual positions) Men        Women        Total       

\*12. Qualifications of all teachers: (Give only highest graduation or attendance of each teacher at work at end of term. The total will not be more than No. 11 above.) Number graduates of a College and State Normal School        A College Only         
A Normal School only        A Four-year High School only 3 If not a graduate, how many have attended a College       ? A State Normal School 3? A High School       ?

12a. Qualifications of high school teachers: (Give only highest graduation or attendance of each teacher at work at end of term. The total will not be more than No. 11a above.) Number graduates of a College and State Normal School        A College only         
A Normal School only        A four-year High School only        If not a graduate, how many have attended a College       ? A State Normal School       ? A High School       ?

\*13. Vacancies of teachers caused by death None by resignation None by change for spring term None Total None

\*15. Amount of annual salary earned by all teachers: Men, \$       ; Women \$ 2528.75 Total, \$ 2528.75

15a. Amount of annual salary earned by high school teachers only: Men, \$       ; Women \$        Total, \$         
(If a position has been held by more than one person, give as annual salary the sum earned by all for the teacher holding the position at end of term.)

\*16. Number of teachers contributing to the Illinois State Teachers' Pension and Retirement Fund 1; Amount contributed this year, \$ 5

\*17. Number of all public school houses in the district: 1 Public        Rented        Total 1

17a. Number of school houses in the district used by high schools only        Public        Rented        Total       

\*18. Number of sittings for study: (Double seats to be counted as one sitting) 96

\*20. Give length of service in this district of teachers holding positions at close of school: 1 yr. 1 2 yrs.         
3 yrs. 1 4 yrs.        5 yrs.        6 yrs.        7 yrs. 1 8 yrs.        9 yrs.         
10 yrs.        11 yrs.        12 yrs.        13 yrs.        14 yrs.        15 yrs.        16 yrs.         
17 yrs.        18 yrs.        19 yrs.        20 yrs. or more        (Count part of a year as a year. Total should equal that of No. 11.)

\*24. Number of volumes in library exclusive of supplementary reading books for class use 106

\*26. Number of private schools in the district None Number of teachers employed        Men        Women 3 Number of pupils enrolled in elementary grades (1st to 8th): Boys 43 Girls 40 Secondary Grades (9th to 12th): Boys        Girls        College Grades (13th to 16th): Boys        Girls       

\*27. Promotion of health: Number of nurses employed None Physicians None Amount paid nurses None Physicians None  
Number of pupils examined for physical defects or contagion 1 Number found affected 1 Number of homes visited by nurse or inspecting officer None

Promotion of attendance: Number of truant officers employed        Men None Women None Amount paid truant officers None  
Number of children not attending school between the ages of 7 and 14 1 14 and 16 2 Number of children arrested and placed in charge of teacher None Number sentenced by a court None Number of school and age certificates issued None

29. Number of years of high school work offered in the following courses: Academic (classical, scientific, etc.)        Commercial         
Technical (M. T.)        Agricultural        Domestic Science        Normal        Vocational (under State Board)       

(OVER)

14. SALARIES OF TEACHERS.

Enter in the following table the number of teachers in day schools paid the different annual salaries.

ELEMENTARY					SECONDARY				
ELEMENTARY					SECONDARY				
SALARIES	Men	Women	Men	Women	SALARIES	Men	Women	Men	Women
Less than \$200					\$1,200 to \$1,299				
\$200 to \$299					\$1,300 to \$1,399				
\$300 to \$399					\$1,400 to \$1,499				
\$400 to \$499					\$1,500 to \$1,599				
\$500 to \$599					\$1,600 to \$1,699				
\$600 to \$699					\$1,700 to \$1,799				
\$700 to \$799		1			\$1,800 to \$1,899				
\$800 to \$899		1			\$1,900 to \$1,999				
\$900 to \$999		1			\$2,000 to \$2,499				
\$1,000 to \$1,099					\$2,500 to \$2,999				
\$1,100 to \$1,199					\$3,000 and over				
Total (same as Item 11)							3		

11

Teachers' Annual Report

FOR

Chesterfield Public School

Dist. No. 132

Macoupin County,

Illinois, for school year ending June 30, 1921.

Building is in Township 9

Range 9

School closed May 20 1921

Made by Verda D. Malone

Teacher or Principal.

Chesterfield, Ill. P. O.

Filed May 25 1921

G. W. Colburn

Co. Supt.

# TEACHERS' ANNUAL REPORT

SCHOOL YEAR OF 1921-1922

To the Teacher or Superintendent: The State and National authorities need and demand all the data called for in this report. You are rendering a valued service by a careful and prompt filling out of each item. For common schools of one teacher, items with starred numbers only are to be filled. In schools of two or more teachers the data should be collected by the Superintendent or Principal and embodied in one report. Two copies are to be filed with the County Superintendent within one week after the close of school.

- \* 1. Name of School Chesterfield Grade Dist. 122 Macoupin County, Illinois  
Elementary. To be listed as they are at the close of the year before promotion.

Enrollment	Kindergarten.		1st Yr.		2nd Yr.		3rd Yr.		4th Yr.		5th Yr.		6th Yr.		7th Yr.		8th Yr.		Total	
	Boys	Girls	Boys	Girls	Boys	Girls	Boys	Girls	Boys	Girls	Boys	Girls	Boys	Girls	Boys	Girls	Boys	Girls	Boys	Girls
			3	1	4	4	7	3	9	3	2	6	3	7	7	7	3	4	38	35

- \* 2. Enrollment Secondary (High)

Enrollment	9th Yr.		10th Yr.		11th Yr.		12th Yr.		Total		Grand Total	
	Boys	Girls	Boys	Girls	Boys	Girls	Boys	Girls	Boys	Girls	Boys	Girls

- \* 2a. How many of the above were enrolled this year in some other district of this state before enrolling in this district..... Boys 2 Girls 3 Total 5
- \* 3a. Length of school year in months..... 8 1/2 mos.
- \* 3f. Actual number of days school was in session..... 171 days
- \* 4. Total days attendance of all pupils enrolled in both elementary and high school..... 12,188
- \* 4a. Average daily attendance of all pupils enrolled in both elementary and high school (See note below)..... 71
- \* 4b. Total days attendance of all high school pupils (above 8th grade) .....
- \* 4c. Average daily attendance of all high school pupils (above 8th grade) (See note below).....
- (Note—The average daily attendance in a one-room school is found by dividing the total days attendance by the number of days the school was actually in session. In schools of two or more rooms, or in schools whose records of attendance are kept by session teachers, the average daily attendance is the sum of the averages of the units composing the group. For example: The principal of a two-room school should enter in item 4a the sum of the averages of the two rooms. The principal of a school containing several rooms whose work includes the eight grades and a high school should enter in item 4a the sum of the averages of the grade rooms and of the high school. The superintendent of a city system of schools should enter in item 4a the sum of the averages of the various ward schools and of the high school. The principal of each ward school and the principal of each high school should report the average for his school found by adding the averages of the various rooms or session groups composing the school.)
- \* 5. Number of eighth grade graduates or promotions..... Boys 3 Girls 4 Total 7
- \* 6. Number of elementary tuition pupils attending this school..... Boys..... Girls..... Total.....
- \* 7. Number of high school graduates..... Boys..... Girls..... Total.....
- \* 8. Number of high school tuition pupils attending this school..... Boys..... Girls..... Total.....
- \* 9. Superintendents who do no teaching..... Men..... Women..... Total.....
- \* 9a. Principals and Supervisors who teach less than half time..... Men..... Women..... Total.....
- \* 10. Teachers and principals who teach half time or more (if more than one person has taught in a room count only the one teaching the longer part of the term)..... Men 1 Women 2 Total 3
- \* 11. Total number of all teaching positions (sum of 9, 9a, and 10) (show only the actual positions)..... Men 1 Women 2 Total 3
- \* 11a. Total number of high school teaching positions (show only the actual positions) .....
- \* 12. Qualifications of all teachers: (Give only highest graduation or attendance of each teacher at work at end of term. The total will not be more than No. 11 above.) Number graduates of a College and State Normal School..... A College Only.....  
A Normal School only..... A Four-year High School only..... 3 If not a graduate, how many have attended a College.....? A State Normal School.....? A High School.....?
- \* 12a. Qualifications of high school teachers: (Give only highest graduation or attendance of each teacher at work at end of term. The total will not be more than No. 11a above.) Number graduates of a College and State Normal School..... A College only.....  
A Normal School only..... A Four-year High School only..... If not a graduate, how many have attended a College.....? A State Normal School.....? A High School.....?
- \* 13. Vacancies of teachers caused by death..... by resignation..... by change for spring term..... Total.....
- \* 15. Amount of annual salary earned by all teachers: Men, \$..... 830; Women, \$..... 1806.50 Total, \$..... 2636.50
- \* 15a. Amount of annual salary earned by high school teachers only: Men, \$.....; Women, \$..... Total, \$.....  
(If a position has been held by more than one person, give as annual salary the sum earned by all for the teacher holding the position at end of term.)
- \* 16. Number of teachers contributing to the Illinois State Teachers' Pension and Retirement Fund..... 2; Amount contributed this year, \$..... 10
- \* 17. Number of all public school houses in the district..... Public..... Rented..... Total.....
- \* 17a. Number of school houses in the district used by high schools only..... Public..... Rented..... Total.....
- \* 18. Number of sittings for study: (Double seats to be counted as one sitting)..... 94
- \* 20. Give length of service in this district of teachers holding positions at close of school: 1 yr..... 1 2 yrs..... 1  
3 yrs..... 4 yrs..... 5 yrs..... 6 yrs..... 7 yrs..... 8 yrs..... 9 yrs.....  
10 yrs..... 11 yrs..... 12 yrs..... 13 yrs..... 14 yrs..... 15 yrs..... 16 yrs.....  
17 yrs..... 18 yrs..... 19 yrs..... 20 yrs or more..... (Count part of a year as a year. Total should equal that of No. 11.)
- \* 24. Number of volumes in library exclusive of supplementary reading books for class use..... 160
- \* 26. Number of private schools in the district..... Number of teachers employed..... Men..... Women..... Number of pupils enrolled in elementary grades (1st to 8th): Boys..... Girls..... Secondary Grades (9th to 12th): Boys..... Girls.....  
College Grades (13th to 16th): Boys..... Girls.....
- \* 27. Promotion of health: Number of nurses employed..... Physicians..... Amount paid nurses \$..... Physicians \$.....  
Number of pupils examined for physical defects or contagion..... Number found affected..... Number of homes visited by nurse or inspecting officer.....
- Promotion of attendance: Number of truant officers employed..... Men..... Women..... Amount paid truant officers \$.....  
Number of children not attending school between the ages of 7 and 14..... 14 and 16 ..... Number of children arrested and placed in charge of teacher..... Number sentenced by a court..... Number of school and age certificates issued.....
- \* 29. Number of years of high school work offered in the following courses: Academic (classical, scientific, etc.)..... Commercial.....  
Technical (M. T.)..... Agricultural..... Domestic Science..... Normal..... Vocational (under State Board).....

(IMPORTANT—Two items to be filled are on back of this sheet.)

(OVER)

14. SALARIES OF TEACHERS.

Enter in the following table the number of teachers in day schools paid the different annual salaries.

Elementary					Secondary				
Salaries	Men	Women	Men	Women	Salaries	Men	Women	Men	Women
Less than \$200					\$1,200 to \$1,299				
\$200 to \$299					\$1,300 to \$1,399				
\$300 to \$399					\$1,400 to \$1,499				
\$400 to \$499					\$1,500 to \$1,599				
\$500 to \$599					\$1,600 to \$1,699				
\$600 to \$699					\$1,700 to \$1,799				
\$700 to \$799					\$1,800 to \$1,899				
\$800 to \$899	1	1			\$1,900 to \$1,999				
\$900 to \$999		1			\$2,000 to \$2,499				
\$1,000 to \$1,099					\$2,500 to \$2,999				
\$1,100 to \$1,199					\$3,000 and over				
Total (same as Item 11)....						1	2		

58. SPECIAL REPORT IF A CONSOLIDATED SCHOOL.

(a) Dist. No.....; (b) Number of Districts consolidated.....; (c) Are the grade school pupils all assembled in one building?..... If not, in how many buildings?..... (d) Area in square miles.....; (e) Number of teachers: Elementary....., High School.....; (f) Number of students: Elementary....., High School.....; (g) Check Vocational Subjects taught: Agriculture....., Manual Training....., Sewing....., Cooking.....; (h) Transportation furnished by district. Yes....., No.....; Number of vehicles.....; Annual cost of transportation \$.....

Teachers' Annual Report

FOR

Chesterfield Grade School

Dist. No. 122 Macomb County, Illinois, for school year ending June 30, 1922.

Building is in Township 2 N. Range 9 W.

School closed May 19 1922

Made by Oliver L. Wheeler Teacher or Principal Chesterfield, Ill. P. O.

Filed 1922

Co. Supt.

# TEACHERS' ANNUAL REPORT

SCHOOL YEAR 1922-1923

To the Teacher or Superintendent: The State and National authorities need and demand all the data called for in this report. You are rendering a valuable service by a careful and prompt filling out of each item. For common schools of one teacher, items with starred numbers only are to be filled. In schools of two or more teachers the data should be collected by the Superintendent or Principal and embodied in one report. Two copies are to be filed with the County Superintendent within one week after the close of school.

\* 1. Name of School Chesterfield Grade Dist. 122 Macoupin County, Illinois.  
Enrollment Note: All whose names have been enrolled during the year should be reported and classified as they are at the close of the year before promotion, or at the time they may have left the district.  
Elementary

	Kindergarten		1st Yr.		2nd Yr.		3rd Yr.		4th Yr.		5th Yr.		6th Yr.		7th Yr.		8th Yr.		Total	
	Boys	Girls	Boys	Girls	Boys	Girls	Boys	Girls	Boys	Girls	Boys	Girls	Boys	Girls	Boys	Girls	Boys	Girls	Boys	Girls
			4	4	3	2	4	5	7	4	9	4	2	5	3	7	7	7	39	38

\* 2. Enrollment Secondary (High)—(See note after "Enrollment" above).

	9th Yr.		10th Yr.		11th Yr.		12th Yr.		Total		Grand Total (Elem. and High)	
	Boys	Girls	Boys	Girls	Boys	Girls	Boys	Girls	Boys	Girls	Boys	Girls

\* 2a. How many of the above were enrolled this year in some other district of this state before enrolling in this district..... Boys..... Girls..... 3 Total..... 3

\* 3e. Length of school year in months..... eight and one half

\* 3f. Actual number of days school was in session..... 169

\* 4. Total days attendance of all pupils enrolled in both elementary and high school..... 11,837

\* 4a. Average daily attendance of all pupils enrolled in both elementary and high school (See note below 4c)..... 90+

4b. Total days attendance of all high school pupils (above 8th grade).....

4c. Average daily attendance of all high school pupils (above 8th grade) (See note below)  
(Note—The average daily attendance in a one-room school is found by dividing the total days attendance by the number of days the school was actually in session. In schools of two or more rooms, or in schools whose records of attendance are kept by session teachers, the average daily attendance is the sum of the averages of the units composing the group. For example: The principal of a two-room school should enter in item 4a the sum of the averages of the two rooms. The principal of a school containing several rooms whose work includes the eight grades and a high school should enter in item 4a the sum of the averages of the grade rooms and of the high school. The superintendent of a city system of schools should enter in item 4a the sum of the averages of the various ward schools and of the high school. The principal of each ward school and the principal of each high school should report the average for his school found by adding the averages of the various rooms or session groups composing the school.)

\* 5. Number of eighth grade graduates or promotions..... Boys..... 7 Girls..... 7 Total..... 14

\* 6. Number of elementary tuition pupils attending this school..... Boys..... 3 Girls..... 2 Total..... 5

7. Number of high school graduates..... Boys..... Girls..... Total.....

8. Number of high school tuition pupils attending this school..... Boys..... Girls..... Total.....

9. Superintendents who do no teaching..... Men..... Women..... Total.....

9a. Principals and Supervisors who teach less than half time..... Men..... Women..... Total.....

\* 10. Teachers and principals who teach half time or more (if more than one person has taught in a room count only the one teaching at the end of the term)..... Men..... Women..... Total.....

\* 11. Total number of all teaching positions (sum of 9, 9a, and 10) (show only the actual positions)..... Men..... 1 Women..... 2 Total..... 3

11a. Total number of high school teaching positions (show only the actual positions)..... Men..... Women..... Total.....

\* 12. Qualifications of all teachers: (Give only highest graduation or attendance of each teacher at work at end of term. The total will not be more than No. 11 above). Number graduates of a College and State Normal School..... A College only.....  
A Normal School only..... A Four-year High School only..... 3 If not a graduate, how many have attended a College.....? A State Normal School..... 3 A High School.....?

12a. Qualifications of high school teachers: (Give only highest graduation or attendance of each teacher at work at end of term. The total will not be more than 11a above.) Number graduates of a College and State Normal School..... A College only.....  
A Normal School only..... A Four-year High School only..... If not a graduate, how many have attended a College.....? A State Normal School.....? A High School.....?

\* 13. Vacancies of teachers caused by death.....by resignation.....by change for spring term.....Total.....

\* 15. Amount of annual salary earned by all teachers: Men, \$..... 850 ; Women, \$..... 1806 Total, \$..... 2656  
(If a position has been held by more than one person, give as annual salary the sum earned by all for the teacher holding the position at end of term.)

15a. Amount of annual salary earned by high school teachers only: Men, \$.....; Women, \$.....; Total, \$.....

\* 16. Number of teachers contributing to the Illinois State Teachers' Pension and Retirement Fund..... two ; Amount contributed this year, \$..... 10

\* 17. Number of all public school houses in the district..... 730 Public..... 1 Rented..... Total..... one

17a. Number of school houses in the district used by high schools only..... Public..... Rented..... Total.....

\* 18. Number of sittings for study: (A double seat to be counted as one sitting)..... 92

\* 20. Give length of service in this district of teachers holding positions at close of school: 1 yr..... two 2 yrs.....

3 yrs..... 4 yrs..... 5 yrs..... 6 yrs..... 7 yrs..... 8 yrs..... 9 yrs..... one

10 yrs..... 11 yrs..... 12 yrs..... 13 yrs..... 14 yrs..... 15 yrs..... 16 yrs.....

17 yrs..... 18 yrs..... 19 yrs..... 20 yrs or more..... (Count part of a year as a year. Total should equal that of No. 11.)

\* 24. Number of volumes in library exclusive of supplementary reading books for class use..... 153

\* 26. Number of private schools in the district..... Number of teachers employed..... Men..... Women..... Number of pupils enrolled in elementary grades (1st to 8th): Boys..... Girls..... Secondary Grades (9th to 12th): Boys..... Girls..... College Grades (13th to 16th): Boys..... Girls.....

\* 27. Promotion of health: Number of nurses employed..... Physicians..... Amount paid nurses \$..... Physicians \$.....  
Number of pupils examined for physical defects or contagion..... Number found affected..... Number of homes visited by nurse or inspecting officer.....

Promotion of attendance: Number of truant officers employed..... Men..... Women..... Amount paid truant officers \$.....

Number of children not attending school between the ages of 7 and 14..... 14 and 16..... Number of children arrested and placed in charge of teacher..... Number sentenced by a court..... Number of school and age certificates issued.....

29. Number of years of high school work offered in the following courses: Academic (classical, scientific, etc.)..... Commercial.....  
Technical (M. T.)..... Agricultural..... Domestic Science..... Normal..... Vocational (under State Board).....

14. SALARIES OF TEACHERS.

Enter in the following table the number of teachers in day schools paid the different annual salaries.

Elementary					Secondary				
Elementary					Secondary				
Salaries	Men	Women	Men	Women	Salaries	Men	Women	Men	Women
Less than \$200.....					\$1,200 to \$1,299.....				
\$200 to \$299.....					\$1,300 to \$1,399.....				
\$300 to \$399.....					\$1,400 to \$1,499.....				
\$400 to \$499.....					\$1,500 to \$1,599.....				
\$500 to \$599.....					\$1,600 to \$1,699.....				
\$600 to \$699.....					\$1,700 to \$1,799.....				
\$700 to \$799.....					\$1,800 to \$1,899.....				
\$800 to \$899.....					\$1,900 to \$1,999.....				
\$900 to \$999.....	1	1			\$2,000 to \$2,499.....				
\$1,000 to \$1,099.....		1			\$2,500 to \$2,999.....				
\$1,100 to \$1,199.....					\$3,000 and over.....				
Total (same as Item 11)....									

58. SPECIAL REPORT IF A CONSOLIDATED SCHOOL.

(a) Dist. No.....; (b) Number of Districts consolidated.....; (c) Are the grade school pupils all assembled in one building?..... If not, in how many buildings?..... (d) Area in square miles.....; (e) Number of teachers: Elementary.....; High School.....; (f) Number of students: Elementary.....; High School.....; (g) Check Vocational Subjects taught; Agriculture.....; Manual Training....., Sewing....., Cooking.....; (h) Transportation furnished by district. Yes....., No.....; Number of vehicles.....; Annual cost of transportation \$..... (Note: If vehicle is owned by the district, one-fifth of its cost should be counted as a part of the annual cost of transportation.)

Teacher's Annual Report

FOR

*Chatterfield* School

Dist. No. *122* Macoupin County, Illinois, for school year ending June 30, 1923.

Building is in Township *9 N.* Range *8 W.*

School closed *May 18*, 1923  
Made by

*William H. B. B. B.*  
Teacher or Principal

*Chatterfield*, P. O.

Filed ..... 1923

Co. Supt.



# TEACHERS' ANNUAL REPORT

## SCHOOL YEAR 1923-1924

To the Teacher or Superintendent: The State and National authorities need and demand all the data called for in this report. You are rendering a valuable service by a careful and prompt filling out of each item. For common schools of one teacher, items with starred numbers only are to be filled. In schools of two or more teachers the data should be collected by the Superintendent or Principal and embodied in one report. Two copies are to be filed with the County Superintendent within one week after the close of school.

\* 1. Name of School Chesterfield 122 Dist. No. Macoupin County, Illinois.

Enrollment Note: All whose names have been enrolled during the year should be reported and classified as they are at the close of the year before promotion or at the time they may have left the district.

Elementary

Enrollment	Kindergarten		1st Yr.		2nd Yr.		3rd Yr.		4th Yr.		5th Yr.		6th Yr.		7th Yr.		8th Yr.		Total	
	Boys	Girls	Boys	Girls	Boys	Girls	Boys	Girls	Boys	Girls	Boys	Girls	Boys	Girls	Boys	Girls	Boys	Girls	Boys	Girls
			4	3	4	5	2	1	2	6	7	3	9	4	2	5	3	7	33	34

\* 2. Secondary (High)—(See note after "Enrollment" above).

Enrollment	9th Yr.		10th Yr.		11th Yr.		12th Yr.		Total		Grand Total (Elem. and High)	
	Boys	Girls	Boys	Girls	Boys	Girls	Boys	Girls	Boys	Girls	Boys	Girls

\* 2a. How many of the above were enrolled this year in some other district of this state before enrolling in this district

Boys 1 Girls 1 Total 1

\* 3a. Length of school year in months Nine

\* 3f. Actual number of days school was in session 189

\* 4. Total days attendance of all pupils enrolled in both elementary and high school 11,462 1/2

\* 4a. Average daily attendance of all pupils enrolled in both elementary and high school (See note below 4c) 61

\* 4b. Total days attendance of all high school pupils (above 8th grade)

\* 4c. Average daily attendance of all high school pupils (above 8th grade) (See note below).  
(Note—The average daily attendance in a one-room school is found by dividing the total days attendance by the number of days the school was actually in session. In schools of two or more rooms, or in schools whose records of attendance are kept by session teachers, the average daily attendance is the sum of the averages of the units composing the group. For example: The principal of a two-room school should enter in item 4a the sum of the averages of the two rooms. The principal of a school containing several rooms whose work includes the eight grades and a high school should enter in item 4a the sum of the averages of the grade rooms and of the high school. The superintendent of a city system of schools should enter in item 4a the sum of the averages of the various ward schools and of the high school. The principal of each ward school and the principal of each high school should report the average for his school found by adding the averages of the various rooms or session groups composing the school.)

\* 5. Number of eighth grade graduates or promotions See graduates Boys 3 Girls 7 Total 10

\* 6. Number of elementary tuition pupils attending this school Boys 1 Girls 2 Total 3

\* 7. Number of high school graduates Boys Girls Total

\* 8. Number of high school tuition pupils attending this school Boys Girls Total

\* 9. Superintendents who do no teaching Men Women Total

\* 9a. Principals and Supervisors who teach less than half time Men Women Total

\* 10. Teachers and principals who teach half time or more (if more than one person has taught in a room count only the one teaching at the end of the term) Men Women Total

\* 11. Total number of all teaching positions (sum of 9, 9a, and 10) (show only the actual positions) Men 3 Women 3 Total 3

\* 11a. Total number of high school teaching positions (show only the actual positions) Men Women Total

\* 12. Qualifications of all teachers: (Give only highest graduation or attendance of each teacher at work at end of term. The total will not be more than No. 11 above.) Number graduates of a College and State Normal School 3 A College only

A Normal School only A Four-year High School only If not a graduate, how many have attended

a College? A State Normal School? A High School?

\* 12a. Qualifications of high school teachers: (Give only highest graduation or attendance of each teacher at work at end of term. The total will not be more than 11a above.) Number graduates of a College and State Normal School A College only

A Normal School only A Four-year High School only If not a graduate, how many have attended

a College? A State Normal School? A High School?

\* 13. Vacancies of teachers caused by death by resignation by change for spring term Total

\* 15. Amount of annual salary earned by all teachers: Men, \$ 812 1/2; Women, \$ 1812 1/2 Total, \$ 1812 1/2  
(If a position has been held by more than one person, give as annual salary the sum earned by all for the teacher holding the position at end of term.)

\* 15a. Amount of annual salary earned by high school teachers only: Men, \$; Women, \$; Total, \$

\* 16. Number of teachers contributing to the Illinois State Teachers' Pension and Retirement Fund 2; Amount contributed this year, \$ 10

\* 17. Number of all public school houses in the district Public 1 Rented Total 1

\* 17a. Number of school houses in the district used by high schools only Public Rented Total

\* 18. Number of sittings for study: (A double seat to be counted as one sitting) 66

\* 20. Give length of service in this district of teachers holding positions at close of school: 1 yr. 1 2 yrs. 2

3 yrs. 4 yrs. 5 yrs. 6 yrs. 7 yrs. 8 yrs. 9 yrs.

10 yrs. 1 11 yrs. 12 yrs. 13 yrs. 14 yrs. 15 yrs. 16 yrs.

17 yrs. 18 yrs. 19 yrs. 20 yrs. or more (Count part of a year as a year. Total should equal that of No. 11.)

\* 24. Number of volumes in library exclusive of supplementary reading books for class use 105

\* 26. Number of private schools in the district Number of teachers employed Men Women Number of pupils

enrolled in elementary grades (1st to 8th): Boys Girls Secondary Grades (9th to 12th): Boys Girls

College Grades (13th to 16th): Boys Girls

\* 27. Promotion of health: Number of nurses employed Physicians Amount paid nurses \$ Physicians \$

Number of pupils examined for physical defects or contagion Number found affected Number of homes visited

by nurse or inspecting officer

Promotion of attendance: Number of truant officers employed Men Women Amount paid truant officers \$

Number of children not attending school between the ages of 7 and 14 14 and 16 Number of children arrested and

placed in charge of teacher Number sentenced by a court Number of school and age certificates issued

\* 29. Number of years of high school work offered in the following courses: Academic (classical, scientific, etc.) Commercial

Technical (M. T.) Agricultural Domestic Science Normal Vocational (under State Board)

(IMPORTANT—Two items to be filled are on back of this sheet.)

(OVER)

14. SALARIES OF TEACHERS.

Enter in the following table the number of teachers in day schools paid the different annual salaries.

Salaries	Elementary		Secondary		Salaries	Elementary		Secondary	
	Men	Women	Men	Women		Men	Women	Men	Women
Less than \$200.....					\$1,200 to \$1,299.....				
\$200 to \$299.....					\$1,300 to \$1,399.....				
\$300 to \$399.....					\$1,400 to \$1,499.....				
\$400 to \$499.....					\$1,500 to \$1,599.....				
\$500 to \$599.....					\$1,600 to \$1,699.....				
\$600 to \$699.....					\$1,700 to \$1,799.....				
\$700 to \$799.....					\$1,800 to \$1,899.....				
\$800 to \$899.....					\$1,900 to \$1,999.....				
\$900 to \$999.....		2			\$2,000 to \$2,499.....				
\$1,000 to \$1,099.....		1			\$2,500 to \$2,999.....				
\$1,100 to \$1,199.....					\$3,000 and over.....				
Total (same as Item 11).....							3		

58. SPECIAL REPORT IF A CONSOLIDATED SCHOOL.

(a) Dist. No. 122; (b) Number of Districts consolidated.....; (c) Are the grade school pupils all assembled in one building? Yes If not, in how many buildings?..... (d) Area in square miles.....; (e) Number of teachers: Elementary 3; High School.....; (f) Number of students. Elementary.....; High School.....; (g) Check Vocational Subjects taught; Agriculture.....; Manual Training....., Sewing....., Cooking.....; (h) Transportation furnished by district. Yes....., No.....; Number of vehicles.....; Annual cost of transportation \$..... (Note: If vehicle is owned by the district, one-fifth of its cost should be counted as a part of the annual cost of transportation.)

Teachers' Annual Report

FOR

Chesterfield School

Dist. No. 122 Macoupin County, Illinois, for school year ending June 30, 1924.

Building is in Township 9 Range 9

School closed June 2 1924

Made by Charles C. Wheeler

Teacher or Principal Chesterfield, Ill. I. P. O.

Filed June 2 1924

George W. Solomon Co. Supt.

TEACHERS' ANNUAL REPORT

SCHOOL YEAR 1924-1925

To the Teacher or Superintendent: The State and National authorities need and demand all the data called for in this report. You are rendering a valuable service by a careful and prompt filling out of each item. For common schools of one teacher, items with starred numbers only are to be filled. In schools of two or more teachers the data should be collected by the Superintendent or Principal and embodied in one report. Two copies are to be filed with the County Superintendent within one week after the close of school.

\* 1. Name of School Chesterfield Grade Dist. Macoupin County, Illinois.  
Enrollment Note: All whose names have been enrolled during the year should be reported and classified as they are at the close of the year before promotion, or at the time they may have left the district.

Elementary

	Kindergarten		1st Yr.		2nd Yr.		3rd Yr.		4th Yr.		5th Yr.		6th Yr.		7th Yr.		8th Yr.		Total	
	Boys	Girls	Boys	Girls	Boys	Girls	Boys	Girls	Boys	Girls	Boys	Girls	Boys	Girls	Boys	Girls	Boys	Girls	Boys	Girls
			2	5	3	3	4	5	3	1	5	5	7	4	8	1	3	6	35	30

\* 2. Secondary (High)—(See note after "Enrollment" above).

	9th Yr.		10th Yr.		11th Yr.		12th Yr.		Total		Grand Total (Elem. and High)	
	Boys	Girls	Boys	Girls	Boys	Girls	Boys	Girls	Boys	Girls	Boys	Girls

\* 2a. How many of the above were enrolled this year in some other district of this state before enrolling in this district Boys 8 Girls 3 Total 11

\* 3e. Length of school year in months 9

\* 3f. Actual number of days school was in session 189

\* 4. Total days attendance of all pupils enrolled in both elementary and high school 11,067

\* 4a. Average daily attendance of all pupils enrolled in both elementary and high school (See note below 4c) 59-

4b. Total days attendance of all high school pupils (above 8th grade)

4c. Average daily attendance of all high school pupils (above 8th grade) (See note below)

(Note—The average daily attendance in a one-room school is found by dividing the total days attendance by the number of days the school was actually in session. In schools of two or more rooms, or in schools whose records of attendance are kept by session teachers, the average daily attendance is the sum of the averages of the units composing the group. For example: The principal of a two-room school should enter in item 4a the sum of the averages of the two rooms. The principal of a school containing several rooms whose work includes the eight grades and a high school should enter in item 4a the sum of the averages of the grade rooms and of the high school. The superintendent of a city system of schools should enter in item 4a the sum of the averages of the various ward schools and of the high school. The principal of each ward school and the principal of each high school should report the average for his school found by adding the averages of the various rooms or session groups composing the school.)

\* 5. Number of eighth grade graduates or promotions Boys 3 Girls 6 Total 9

\* 6. Number of elementary tuition pupils attending this school Boys 2 Girls 1 Total 3

7. Number of high school graduates Boys Girls Total

8. Number of high school tuition pupils attending this school Boys Girls Total

9. Superintendents who do no teaching Men Women Total

9a. Principals and Supervisors who teach less than half time Men Women 3 Total 3

\* 10. Teachers and principals who teach half time or more (if more than one person has taught in a room count only the one teaching at the end of the term) Men Women Total

\* 11. Total number of all teaching positions (sum of 9, 9a, and 10) (show only the actual positions) Men Women 3 Total 3

11a. Total number of high school teaching positions (show only the actual positions) Men Women Total

\* 12. Qualifications of all teachers: (Give only highest graduation or attendance of each teacher at work at end of term. The total will not be more than No. 11 above). Number graduates of a College and State Normal School A College only

A Normal School only 1 A Four-year High School only 2 If not a graduate, how many have attended a College ? A State Normal School 2 ? A High School ?

12a. Qualifications of high school teachers: (Give only highest graduation or attendance of each teacher at work at end of term. The total will not be more than 11a above.) Number graduates of a College and State Normal School A College only

A Normal School only A Four-year High School only If not a graduate, how many have attended a College ? A State Normal School ? A High School ?

\* 13. Vacancies of teachers caused by death by resignation by change for spring term Total

\* 15. Amount of annual salary earned by all teachers: Men, \$ ; Women, \$ 2,812.50 Total, \$ 2,812.50  
(If a position has been held by more than one person, give as annual salary the sum earned by all for the teacher holding the position at end of term.)

15a. Amount of annual salary earned by high school teachers only: Men, \$ ; Women, \$ ; Total, \$

\* 16. Number of teachers contributing to the Illinois State Teachers' Pension and Retirement Fund 2 ; Amount contributed this year, \$ 10

\* 17. Number of all public school houses in the district 1 Public Rented Total 1

17a. Number of school houses in the district used by high schools only Public Rented Total

\* 18. Number of sittings for study: (A double seat to be counted as one sitting) 73

\* 20. Give length of service in this district of teachers holding positions at close of school: 1 yr. 2 yrs. 1

3 yrs. 1 4 yrs. 5 yrs. 6 yrs. 7 yrs. 8 yrs. 9 yrs.

10 yrs. 11 yrs. 1 12 yrs. 13 yrs. 14 yrs. 15 yrs. 16 yrs.

17 yrs. 18 yrs. 19 yrs. 20 yrs. or more. (Count part of a year as a year. Total should equal that of No. 11.)

\* 24. Number of volumes in library exclusive of supplementary reading books for class use 50

\* 26. Number of private schools in the district Number of teachers employed Men Women Number of pupils enrolled in elementary grades (1st to 8th): Boys Girls Secondary Grades (9th to 12th): Boys Girls College Grades (13th to 16th): Boys Girls

\* 27. Promotion of health: Number of nurses employed Physicians Amount paid nurses \$ Physicians \$ Number of pupils examined for physical defects or contagion Number found affected Number of homes visited by nurse or inspecting officer

Promotion of attendance: Number of truant officers employed Men Women Amount paid truant officers \$

Number of children not attending school between the ages of 7 and 14 14 and 16 Number of children arrested and placed in charge of teacher Number sentenced by a court Number of school and age certificates issued

29. Number of years of high school work offered in the following courses: Academic (classical, scientific, etc.) Commercial

Technical (M. T.) Agricultural Domestic Science Normal Vocational (under State Board)

(IMPORTANT—Two items to be filled are on back of this sheet.)

(OVER)

14. SALARIES OF TEACHERS.

Enter in the following table the number of teachers in day schools paid the different annual salaries.

Elementary					Secondary				
Salaries		Men	Women		Salaries		Men	Women	
Less than \$200					\$1,200 to \$1,299				
\$200 to \$299					\$1,300 to \$1,399				
\$300 to \$399					\$1,400 to \$1,499				
\$400 to \$499					\$1,500 to \$1,599				
\$500 to \$599					\$1,600 to \$1,699				
\$600 to \$699					\$1,700 to \$1,799				
\$700 to \$799					\$1,800 to \$1,899				
\$800 to \$899					\$1,900 to \$1,999				
\$900 to \$999			2		\$2,000 to \$2,499				
\$1,000 to \$1,099			1		\$2,500 to \$2,999				
\$1,100 to \$1,199					\$3,000 and over				
Total (same as Item 11)....							3		

58. SPECIAL REPORT IF A CONSOLIDATED SCHOOL.

(a) Dist. No. ....; (b) Number of Districts consolidated .....; (c) Are the grade school pupils all assembled in one building? ..... If not, in how many buildings? ..... (d) Area in square miles .....; (e) Number of teachers: Elementary .....; High School .....; (f) Number of students; Elementary .....; High School .....; (g) Check Vocational Subjects taught; Agriculture .....; Manual Training .....; Sewing .....; Cooking .....; (h) Transportation furnished by district. Yes .....; No .....; Number of vehicles .....; Annual cost of transportation \$ ..... (Note: If vehicle is owned by the district, one-fifth of its cost should be counted as a part of the annual cost of transportation.)

Teachers' Annual Report

FOR

Chesterfield Grade School

Dist. No. 123 Macoupin County, Illinois, for school year ending June 30, 1925.

Building is in Township 9 N. Range 9 W.

School closed May 29 1925

Made by Fay Douglas Teacher or Principal

Chesterfield P. O.

Filed May June 1 1925

George W. Solomon Co. Supt.

# TEACHERS' ANNUAL REPORT

## SCHOOL YEAR 1925-1926

To the Teacher or Superintendent: The State and National authorities need and demand all the data called for in this report. You are rendering a valuable service by a careful and prompt filling out of each item. For common schools of one teacher, items with starred numbers only are to be filled. In schools of two or more teachers the data should be collected by the Superintendent or Principal and embodied in one report. Two copies are to be filed with the County Superintendent within one week after the close of school.

1. Name of School Chesterfield Dist. 122 Macoupin County, Illinois.  
 Enrollment; Note: All whose names have been enrolled during the year should be reported and classified as they are at the close of the year before promotion, or at the time they may have left the district.  
 Elementary

ent

Kindergarten		1st Yr.		2nd Yr.		3rd Yr.		4th Yr.		5th Yr.		6th Yr.		7th Yr.		8th Yr.		Total	
Boys	Girls	Boys	Girls	Boys	Girls	Boys	Girls	Boys	Girls	Boys	Girls	Boys	Girls	Boys	Girls	Boys	Girls	Boys	Girls
1	2	2	2	1	4	2	3	4	6	2	2	3	4	7	5	6	3	28	31

2. Secondary (High)—(See note after "Enrollment" above).

9th Yr.	10th Yr.	11th Yr.	12th Yr.	Total	Grand Total (Elem. and High.)
Boys	Girls	Boys	Girls	Boys	Girls

- 2a. How many of the above were enrolled this year in some other district of this state before enrolling in this district. Boys 1 Girls 1 Total 2

- 2b. Length of school year in months 9 1/8

- 2c. Actual number of days school was in session 188

- 2d. Number of days when fewer than 5 pupils were present ✓

3. Total days attendance of all pupils enrolled in both elementary and high school 10,940

- 4a. Average daily attendance of all pupils enrolled in both elementary and high school (See note below 4c) 58+

- 4b. Total days attendance of all high school pupils (above 8th grade) ✓

- 4c. Average daily attendance of all high school pupils (above 8th grade) (See note below)  
 (Note—The average daily attendance in a one-room school is found by dividing the total days attendance by the number of days the school was actually in session. In schools of two or more rooms, or in schools whose records of attendance are kept by session teachers, the average daily attendance is the sum of the averages of the units composing the group. For example: The principal of a two-room school should enter in item 4a the sum of the averages of the two rooms. The principal of a school containing several rooms whose work includes the eight grades and a high school should enter in item 4a the sum of the averages of the grade rooms and of the high school. The superintendent of a city system of schools should enter in item 4a the sum of the averages of the various ward schools and of the high school. The principal of each ward school and the principal of each high school should report the average for his school found by adding the averages of the various rooms or session groups composing the school.)

5. Number of eighth grade graduates or promotions. Boys 6 Girls 3 Total 9

6. Number of elementary tuition pupils attending this school. Boys 1 Girls 1 Total 2

7. Number of high school graduates. Boys \_\_\_\_\_ Girls \_\_\_\_\_ Total \_\_\_\_\_

8. Number of high school tuition pupils attending this school. Boys \_\_\_\_\_ Girls \_\_\_\_\_ Total \_\_\_\_\_

9. Superintendents who do no teaching. Men \_\_\_\_\_ Women \_\_\_\_\_ Total \_\_\_\_\_

- 9a. Principals and Supervisors who teach less than half time. Men \_\_\_\_\_ Women \_\_\_\_\_ Total \_\_\_\_\_

10. Teachers and principals who teach half time or more (If more than one person has taught in a room count only the one teaching at the end of the term) Men \_\_\_\_\_ Women 3 Total 3

11. Total number of all teaching positions (sum of 9, 9a, and 10) (show only the actual positions) Men \_\_\_\_\_ Women 3 Total 3

- 11a. Total number of high school teaching positions (show only the actual positions) Men \_\_\_\_\_ Women \_\_\_\_\_ Total \_\_\_\_\_

12. Qualifications of all teachers. (Total not to exceed total of item 11.) Number of graduates of College and State Normal School \_\_\_\_\_; College only \_\_\_\_\_; Normal School only \_\_\_\_\_; Graduates of 4 year High School and attended College 3 years \_\_\_\_\_, College 2 years \_\_\_\_\_, College or Normal School 1 year \_\_\_\_\_, neither College nor Normal School 3 \_\_\_\_\_; Attended High School only three years \_\_\_\_\_, two years \_\_\_\_\_, one year \_\_\_\_\_

- 12a. Qualifications of High School teachers. (Total not to exceed total of item 11a) Number of graduates of College and State Normal School \_\_\_\_\_; College only \_\_\_\_\_; Normal School only \_\_\_\_\_; Graduates of 4 year high school and attended College three years \_\_\_\_\_, College two years \_\_\_\_\_, College or Normal School one year \_\_\_\_\_, neither College nor Normal School \_\_\_\_\_; Attended High School only three years \_\_\_\_\_, two years \_\_\_\_\_, one year \_\_\_\_\_

13. Vacancies of teachers caused by death \_\_\_\_\_ by resignation \_\_\_\_\_ by change for spring term \_\_\_\_\_ Total \_\_\_\_\_

15. Amount of annual salary earned by all teachers: Men, \$ \_\_\_\_\_; Women, \$ 1192.50; Total, \$ 1192.50  
 (If a position has been held by more than one person, give as annual salary the sum earned by all for the teacher holding the position at end of term.)

- 15a. Amount of annual salary earned by high school teachers only: Men, \$ \_\_\_\_\_; Women, \$ \_\_\_\_\_; Total, \$ \_\_\_\_\_

16. Number of teachers contributing to the Illinois State Teachers' Pension and Retirement Fund 2; Amount contributed this year, \$ 410

17. Number of all public school houses in the district 1 Public yes Rented ✓ Total 1

- 17a. Number of school houses in the district used by high schools only \_\_\_\_\_ Public 81 Rented \_\_\_\_\_ Total \_\_\_\_\_

18. Number of sittings for study: (A double seat to be counted as one sitting) \_\_\_\_\_

20. Give length of service in this district of teachers holding positions at close of school: 1 yr. \_\_\_\_\_ 2 Yrs. \_\_\_\_\_

- 3 yrs. 1 4 yrs. 1 5 yrs. \_\_\_\_\_ 6 yrs. \_\_\_\_\_ 7 yrs. \_\_\_\_\_ 8 yrs. \_\_\_\_\_ 9 yrs. \_\_\_\_\_

- 10 yrs. \_\_\_\_\_ 11 yrs. \_\_\_\_\_ 12 yrs. 1 13 yrs. \_\_\_\_\_ 14 yrs. \_\_\_\_\_ 15 yrs. \_\_\_\_\_ 16 yrs. \_\_\_\_\_

- 17 yrs. \_\_\_\_\_ 18 yrs. \_\_\_\_\_ 19 yrs. \_\_\_\_\_ 20 yrs. or more \_\_\_\_\_ (Count part of a year as a year. Total should equal that of No. 11.)

24. Number of volumes in library exclusive of supplementary reading books for class use \_\_\_\_\_

26. Number of private schools in the district \_\_\_\_\_ Number of teachers employed \_\_\_\_\_ Men \_\_\_\_\_ Women \_\_\_\_\_ Number of pupils

- enrolled in elementary grades (1st to 8th): Boys 22 Girls 31 Secondary Grades (9th to 12th) Boys \_\_\_\_\_ Girls \_\_\_\_\_

- College Grades (13th to 16th): Boys \_\_\_\_\_ Girls \_\_\_\_\_

27. Promotion of health: Number of nurses employed \_\_\_\_\_ physicians \_\_\_\_\_ Amount paid nurses \$ \_\_\_\_\_ physicians \$ \_\_\_\_\_

- Number of pupils examined for physical defects or contagion 59 Number found affected 8 Number of homes visited by nurse or inspecting officer 1

- Promotion of attendance: Number of truant officers employed \_\_\_\_\_ Men \_\_\_\_\_ Women \_\_\_\_\_ Amount paid truant officers \$ \_\_\_\_\_

- Number of children not attending school between the ages of 7 and 14 \_\_\_\_\_ 14 and 16 \_\_\_\_\_ Number of children arrested and placed in charge of teacher \_\_\_\_\_ Number sentenced by a court \_\_\_\_\_ Number of school and age certificates issued \_\_\_\_\_

29. Number of years of high school work offered in the following courses: Academic (classical, scientific, etc.) \_\_\_\_\_ Commercial \_\_\_\_\_

- Trades and Industries \_\_\_\_\_ Agricultural \_\_\_\_\_ Domestic Science \_\_\_\_\_ Normal \_\_\_\_\_ Vocational (under State Board) \_\_\_\_\_

(IMPORTANT—Six items to be filled are on back of this sheet.)

(OVER)

# 14. SALARIES OF TEACHERS

Enter in the following table the number of teachers in day schools paid the different annual salaries.

Elementary		Secondary		Elementary		Secondary	
Salaries	Men	Women	Men	Women	Salaries	Men	Women
Less than \$200					\$1,200 to \$1,299		
\$200 to \$299					\$1,300 to \$1,399		
\$300 to \$399					\$1,400 to \$1,499		
\$400 to \$499					\$1,500 to \$1,599		
\$500 to \$599					\$1,600 to \$1,699		
\$600 to \$699					\$1,700 to \$1,799		
\$700 to \$799					\$1,800 to \$1,899		
\$800 to \$899					\$1,900 to \$1,999		
\$900 to \$999		2			\$2,000 to \$2,499		
\$1,000 to \$1,099		1			\$2,500 to \$2,999		
\$1,100 to \$1,199					\$3,000 and over		
Total (same as Item 11)						3	

## 58. SPECIAL REPORT IF A CONSOLIDATED SCHOOL.

(a) Dist. No. \_\_\_\_\_; (b) Number of Districts consolidated \_\_\_\_\_; (c) Are the grade school pupils all assembled in one building? \_\_\_\_\_ If not, in how many buildings? \_\_\_\_\_ (d) Area in square miles \_\_\_\_\_; (e) Number of teachers: Elementary \_\_\_\_\_; High School \_\_\_\_\_; (f) Number of students; Elementary \_\_\_\_\_; High School \_\_\_\_\_; (g) Check Vocational Subjects taught; Agriculture \_\_\_\_\_; Manual Training \_\_\_\_\_; Sewing \_\_\_\_\_; Cooking \_\_\_\_\_; (h) Transportation furnished by district. Yes \_\_\_\_\_, No \_\_\_\_\_; Number of vehicles \_\_\_\_\_; Annual cost of transportation \$ \_\_\_\_\_ (Note: If vehicle is owned by the district, one-fifth of its cost should be counted as a part of the annual cost of transportation.)

## 59. SPECIAL REPORT ON PUBLIC SCHOOL KINDERGARTENS.

(a) Number in district \_\_\_\_\_; (b) Enrollment: Boys \_\_\_\_\_; Girls \_\_\_\_\_; (c) Number teachers \_\_\_\_\_; (d) Salaries of teachers \$ \_\_\_\_\_

## 60. SPECIAL REPORT ON DEAF AND DUMB AND BLIND CHILDREN.

(a) Number, ages 3 to 21, in district \_\_\_\_\_; (b) Number in State or private institutions \_\_\_\_\_; (c) Number in special school or classes of district \_\_\_\_\_; (d) Number of teachers: Men \_\_\_\_\_; Women \_\_\_\_\_; (e) Number of separate schools \_\_\_\_\_; (f) Value of building, grounds and equipment \$ \_\_\_\_\_

## 61. SPECIAL REPORT ON CRIPPLED CHILDREN.

(a) Number, ages 5 to 21, reported by truant officer \_\_\_\_\_; (b) Number enrolled in special district school or classes: Boys \_\_\_\_\_; Girls \_\_\_\_\_; (c) Number teachers: Men \_\_\_\_\_; Women \_\_\_\_\_; (d) Number separate schools \_\_\_\_\_; (e) Value of building, grounds and equipment \$ \_\_\_\_\_

## 62. SPECIAL REPORT ON DELINQUENT CHILDREN.

(a) Number schools \_\_\_\_\_; (b) Enrollment: Boys \_\_\_\_\_; Girls \_\_\_\_\_; (c) Number teachers: Men \_\_\_\_\_; Women \_\_\_\_\_; (d) Number separate schools \_\_\_\_\_; (e) Value of building, grounds and equipment \$ \_\_\_\_\_

Teachers' Annual Report

FOR  
*Chesterfield*

School  
 Dist. No. *122* *Macoupin* County,  
 Illinois, for school year ending June 30, 1926.

Building is in Township *9* Range *9*

School closed *May 31* 1926

Made by *Miss E. W. Wacker*

Teacher or Principal

P. O.

Filed *June 4* 1926

*George W. Solomon*  
 Co. Supt.



# TEACHER'S ANNUAL REPORT

SCHOOL YEAR 1943-1944

To the Teacher or Superintendent: The State and National authorities need and demand all the data called for in this report. You are rendering a valuable service by a careful and prompt filling out of each item. For common schools of one teacher, items with starred numbers only are to be filled. In schools of two or more teachers the data should be collected by the Superintendent or Principal and embodied in one report. One copy is to be filed with the County Superintendent within one week after the close of school.

Name of School Chesterfield Grade Dist. No. 122 County, Illinois

Enrollment; Note: All whose names have been enrolled during the year should be reported and classified as they are at the close of the year before promotion, or at the time they may have left the district.

## 1. TEACHERS AND ENROLLMENT

Elementary (See note after "Enrollment" above.)

Number of Teachers			Kinder- garten	1st Yr.	2nd Yr.	3rd Yr.	4th Yr.	5th Yr.	6th Yr.	7th Yr.	8th Yr.	Total
Men	Women	Total	-	6	5	1	7	3	2	4	7	35

\*1. High School (See note after "Enrollment" above.)

Number of Teachers			9th Yr.	10th Yr.	11th Yr.	12th Yr.	Post Graduates	Total	Grand Total (Elem. and High)
Men	Women	Total							

\* 1a. How many of the above were enrolled this year in some other district of this state before

enrolling in this district: Elementary 1 High School \_\_\_\_\_

\* 2. Length of school year in months 9

\* 2a. Actual number of days school was in session 185

\* 3. Total days attendance of all pupils enrolled in grades one to eight inclusive 5497

\* 3a. Average daily attendance of all pupils enrolled in grades one to eight inclusive. (See note below 3cx) 29.71

\* 3x. Total days attendance of all pupils in grades one to eight inclusive, exclusive of tuition pupils 5497

\* 3ax. Average daily attendance of all pupils in grades one to eight inclusive, exclusive of tuition pupils (must agree with item 6a of State Aid claim) 29.71

3b. Total days attendance of all pupils enrolled in high schools \_\_\_\_\_

3c. Average daily attendance of all pupils enrolled in high school. (See note below 3cx) \_\_\_\_\_

3bx. Total days attendance of all pupils enrolled in high school, exclusive of tuition pupils \_\_\_\_\_

3cx. Average daily attendance of all pupils enrolled in high school, exclusive of tuition pupils \_\_\_\_\_

(Note—The average daily attendance in a one-room school is found by dividing the total days attendance by the number of days the school was actually in session. In schools of two or more rooms, or in schools whose records of attendance are kept by session teachers, the average daily attendance is the sum of the averages of the units composing the group. For example: The principal of a two-room school should enter in Item 3a the sum of the averages of the two rooms. The superintendent of a city system of schools should enter in Item 3a the sum of the averages of the various ward schools. The principal of each ward school and the principal of each high school should report the average for his school found by adding the averages of the various rooms or session groups composing the school.)

\* 4. Number of eighth grade graduates or promotions \_\_\_\_\_ Total 7

\* 5. Number of elementary tuition pupils attending this school \_\_\_\_\_ Total 0

6. Number of high school graduates (Four year) \_\_\_\_\_ Boys \_\_\_\_\_ Girls \_\_\_\_\_ Total \_\_\_\_\_

7. Number of high school tuition pupils attending this school \_\_\_\_\_ Total \_\_\_\_\_

\* 8. Number of school buildings in the district used by elementary school \_\_\_\_\_ Public 1 Rented \_\_\_\_\_ Total 1

8a. Number of school buildings in the district used by high school \_\_\_\_\_ Public \_\_\_\_\_ Rented \_\_\_\_\_ Total \_\_\_\_\_

\*14. Number of libraries 1

\*14a. Number of volumes in libraries exclusive of supplementary reading books for class use 490

\*16. Number of private schools in the district 0 Number of teachers employed \_\_\_\_\_ Men \_\_\_\_\_ Women \_\_\_\_\_ Number of pupils enrolled in elementary grades (1st to 8th): Boys \_\_\_\_\_ Girls \_\_\_\_\_ Secondary Grades (9th to 12th): Boys \_\_\_\_\_ Girls \_\_\_\_\_

\*17. Promotion of health: Number of nurses employed 0 physicians 1 Amount paid nurses, \$ \_\_\_\_\_ (Dollars only) physicians, \$ \_\_\_\_\_ (Dollars only)  
Number of pupils examined for physical defects or contagion 2 Number found affected 0 Number of homes visited by nurse or inspecting officer 0

Promotion of attendance: Number of truant officers employed \_\_\_\_\_ Men 0 Women 0 Amount paid truant officers, \$ \_\_\_\_\_ (Dollars only)

Number of children not attending school between the ages of 7 and 14 \_\_\_\_\_ 14 and 16 \_\_\_\_\_ Number of children arrested and placed

in charge of teacher 0 Number sentenced by a court 0 Number of school and age certificates issued 0

(IMPORTANT—Three items to be filled are on back of this sheet.)

(OVER)

107. SPECIAL REPORT IF A CONSOLIDATED SCHOOL

(a) Dist. No. \_\_\_\_\_; (b) Number of Districts consolidated \_\_\_\_\_; (c) Are the grade school pupils all assembled in one building? \_\_\_\_\_; If not, in how many buildings? \_\_\_\_\_; (d) Area in square miles \_\_\_\_\_; (e) Number of teachers: Elementary \_\_\_\_\_; High School \_\_\_\_\_; (f) Number of students: Elementary \_\_\_\_\_; High School \_\_\_\_\_; (g) Check Vocational Subjects taught: Agriculture \_\_\_\_\_; Manual Training \_\_\_\_\_; Sewing \_\_\_\_\_; Cooking \_\_\_\_\_; (h) Transportation furnished by district. Yes \_\_\_\_\_; No \_\_\_\_\_

108. SPECIAL REPORT ON PUBLIC SCHOOL KINDERGARTENS

(a) Number in district \_\_\_\_\_; (b) Enrollment: Boys \_\_\_\_\_; Girls \_\_\_\_\_; (c) Number teachers \_\_\_\_\_; (d) Salaries of teachers, \$ \_\_\_\_\_; (e) Current expenses for year, \$ \_\_\_\_\_

Blanks furnished by VERNON L. NICKELL, SUPERINTENDENT OF PUBLIC INSTRUCTION, Springfield, Illinois

Other information which may be requested by County Superintendent.

Part time teachers (not substitutes)

Name	Subject
_____	_____
_____	_____
_____	_____
_____	_____
_____	_____
_____	_____
_____	_____
_____	_____

Teacher's Annual Report

FOR

Chesterfield Grades School

District No. 122 County, Illinois, for school year ending June 30, 1944.

Building is in Township 9 Range 9

School closed May 31, 1944

Made by

Olive Wheeler  
Teacher or Principal

Chesterfield, Ill. P. O.

Filed

June 8, 1944

Superintendent of Schools Co. Supt.

TEACHER'S ANNUAL REPORT

SCHOOL YEAR 1944-1945

To the Teacher or Superintendent: The State and National authorities need and demand all the data called for in this report. You are rendering a valuable service by a careful and prompt filling out of each item. For common schools of one teacher, items with starred numbers only are to be filled. In schools of two or more teachers the data should be collected by the Superintendent or Principal and embodied in one report. One copy is to be filed with the County Superintendent within one week after the close of school.

Name of School Chesterfield Dist. No. 122 Macoupin County, Illinois

Enrollment Note: All whose names have been enrolled during the year should be reported and classified as they are at the close of the year before promotion, or at the time they may have left the district.

1. TEACHERS AND ENROLLMENT

Elementary (See note after "Enrollment" above.)

Number of Teachers			Kinder- garten	1st Yr.	2nd Yr.	3rd Yr.	4th Yr.	5th Yr.	6th Yr.	7th Yr.	8th Yr.	Total
Men	Women	Total										
	2	2		9	4	6	1	6	2	4	4	36

High School (See note after "Enrollment" above.)

Number of Teachers			9th Yr.	10th Yr.	11th Yr.	12th Yr.	Post Graduates	Total	Grand Total (Elem. and High)
Men	Women	Total							
	-								

- 1a.

How many of the above were enrolled this year in some other district of this state before enrolling in this district? Elementary 0 High School \_\_\_\_\_
2.

Length of school year in months 9
- 2a.

Actual number of days school was in session 190
3.

Total days attendance of all pupils enrolled in grades one to eight inclusive 6390
- 3a.

Average daily attendance of all pupils enrolled in grades one to eight inclusive. (See note below 3cx) 33.63
- 3x.

Total days attendance of all pupils in grades one to eight inclusive, exclusive of tuition pupils 6390
- 3ax.

Average daily attendance of all pupils in grades one to eight inclusive, exclusive of tuition pupils (must agree with item 3a of State Aid claim) 33.63
- 3b.

Total days attendance of all pupils enrolled in high schools \_\_\_\_\_
- 3c.

Average daily attendance of all pupils enrolled in high school. (See note below 3cx) \_\_\_\_\_
- 3bx.

Total days attendance of all pupils enrolled in high school, exclusive of tuition pupils \_\_\_\_\_
- 3cx.

Average daily attendance of all pupils enrolled in high school, exclusive of tuition pupils \_\_\_\_\_
- (Note—The average daily attendance in a one-room school is found by dividing the total days attendance by the number of days the school was actually in session. In schools of two or more rooms, or in schools whose records of attendance are kept by session teachers, the average daily attendance is the sum of the averages of the units composing the group. For example: The principal of a two-room school should enter in Item 3a the sum of the average of the two rooms. The superintendent of a city system of schools should enter in Item 3a the sum of the averages of the various ward schools. The principal of each ward school and the principal of each high school should report the average for his school found by adding the averages of the various rooms or session groups composing the school.)
4.

Number of eighth grade graduates or promotions \_\_\_\_\_ Total 3
5.

Number of elementary tuition pupils attending this school \_\_\_\_\_ Total \_\_\_\_\_
6.

Number of high school graduates (Four year) \_\_\_\_\_ Boys \_\_\_\_\_ Girls \_\_\_\_\_ Total \_\_\_\_\_
7.

Number of high school tuition pupils attending this school \_\_\_\_\_ Total \_\_\_\_\_
8.

Number of school buildings in the district used by elementary school \_\_\_\_\_ Public 1 Rented \_\_\_\_\_ Total 1
- 8a.

Number of school buildings in the district used by high school \_\_\_\_\_ Public \_\_\_\_\_ Rented \_\_\_\_\_ Total \_\_\_\_\_
14.

Number of libraries 1
- 14a.

Number of volumes in libraries exclusive of supplementary reading books for class use 500
16.

Number of private schools in the district \_\_\_\_\_ Number of teachers employed \_\_\_\_\_ Men \_\_\_\_\_ Women \_\_\_\_\_ Number of pupils enrolled in elementary grades (1st to 8th): Boys \_\_\_\_\_ Girls \_\_\_\_\_ Secondary Grades (9th to 12th): Boys \_\_\_\_\_ Girls \_\_\_\_\_
17.

Promotion of health: Number of nurses employed \_\_\_\_\_ physicians \_\_\_\_\_ Amount paid nurses, \$ \_\_\_\_\_ (Dollars only) physicians, \$ \_\_\_\_\_ (Dollars only) Number of pupils examined for physical defects or contagion \_\_\_\_\_ Number found affected \_\_\_\_\_ Number of homes visited by nurse or inspecting officer \_\_\_\_\_
- Promotion of attendance: Number of truant officers employed \_\_\_\_\_ Men \_\_\_\_\_ Women \_\_\_\_\_ Amount paid truant officers, \$ \_\_\_\_\_ (Dollars only) Number of children not attending school between the ages of 7 and 14 \_\_\_\_\_ 14 and 16 \_\_\_\_\_ Number of children arrested and placed in charge of teacher \_\_\_\_\_ Number sentenced by a court \_\_\_\_\_ Number of school and age certificates issued \_\_\_\_\_

(IMPORTANT—Three items to be filled are on back of this sheet.)

(OVER)

107. SPECIAL REPORT IF A CONSOLIDATED SCHOOL

(a) Dist. No. \_\_\_\_\_; (b) Number of Districts consolidated \_\_\_\_\_; (c) Are the grade school pupils all assembled in one building? \_\_\_\_\_; If not, in how many buildings? \_\_\_\_\_; (d) Area in square miles \_\_\_\_\_; (e) Number of teachers: Elementary \_\_\_\_\_; High School \_\_\_\_\_; (f) Number of students: Elementary \_\_\_\_\_; High School \_\_\_\_\_; (g) Check Vocational Subjects taught: Agriculture \_\_\_\_\_; Manual Training \_\_\_\_\_; Sewing \_\_\_\_\_; Cooking \_\_\_\_\_; (h) Transportation furnished by district. Yes \_\_\_\_\_; No \_\_\_\_\_

108. SPECIAL REPORT ON PUBLIC SCHOOL KINDERGARTENS

(a) Number in district \_\_\_\_\_; (b) Enrollment: Boys \_\_\_\_\_; Girls \_\_\_\_\_; (c) Number teachers \_\_\_\_\_; (d) Salaries of teachers, \$ \_\_\_\_\_; (e) Current expenses for year, \$ \_\_\_\_\_

Blanks furnished by VERNON L. NICKELL, SUPERINTENDENT OF PUBLIC INSTRUCTION, Springfield, Illinois.

Other information which may be requested by County Superintendent.

Part time teachers (not substitutes)

Name	Subject
_____	_____
_____	_____
_____	_____
_____	_____
_____	_____
_____	_____
_____	_____
_____	_____

Teacher's Annual Report

FOR

*Chesterfield Grade School*  
District No. *122* *Macoupin* County,  
Illinois, for school year ending June 30, 1945.

Building is in Township \_\_\_\_\_ Range \_\_\_\_\_

School closed *May 31*, 1945

Made by *Oliver Wheeler*  
Teacher or Principal  
*Chesterfield, Ill.* P. O.

Filed \_\_\_\_\_, 1945

Co. Supt.

# TEACHER'S ANNUAL REPORT

SCHOOL YEAR 1945-1946

To the Teacher or Superintendent: The State and National authorities need and demand all the data called for in this report. You are rendering a valuable service by a careful and prompt filling out of each item. For common schools of one teacher, items with starred numbers only are to be filled. In schools of two or more teachers the data should be collected by the Superintendent or Principal and embodied in one report. One copy is to be filed with the County Superintendent within one week after the close of school.

Name of School Chesterfield Grade Dist. No. 122 Macoupin County, Illinois

Enrollment Note: All whose names have been enrolled during the year should be reported and classified as they are at the close of the year before promotion, or at the time they may have left the district.

## 1. TEACHERS AND ENROLLMENT

Elementary (See note after "Enrollment" above.)

Number of Teachers			Kinder- garten	1st Yr.	2nd Yr.	3rd Yr.	4th Yr.	5th Yr.	6th Yr.	7th Yr.	8th Yr.	Special Classes	Total
Men	Women	Total											
	2	2		5	8	4	8	0	7	4	4		40

High School (See note after "Enrollment" above.)

Number of Teachers			9th Yr.	10th Yr.	11th Yr.	12th Yr.	Post Graduates and Special Classes	Total	Grand Total (Elem. and High)
Men	Women	Total							

\* 1a. How many of the above were enrolled this year in some other district of this state before

enrolling in this district? Elementary 2 High School \_\_\_\_\_

\* 2. Length of school year in months 9

\* 2a. Actual number of days school was in session 188  
(Same as item 4 on claim for state aid)

\* 3. Total days attendance of all pupils enrolled in grades one to eight inclusive. 6785  
(Same as item 5 on claim for state aid)

\* 3a. Average daily attendance of all pupils enrolled in grades one to eight inclusive. (See note below 3cx) 36.09  
(Same as item 6 on claim for state aid)

\* 3x. Total days attendance of all pupils in grades one to eight inclusive, exclusive of tuition pupils. 6785  
(Same as item 5a on claim for state aid)

\* 3ax. Average daily attendance of all pupils in grades one to eight inclusive, exclusive of tuition pupils. 36.09  
(Same as item 6a on claim for state aid)

3b. Total days attendance of all pupils enrolled in high schools \_\_\_\_\_  
(Same as item 5 on claim for state aid)

3c. Average daily attendance of all pupils enrolled in high school. (See note below 3cx) \_\_\_\_\_  
(Same as item 6 on claim for state aid)

3bx. Total days attendance of all pupils enrolled in high school, exclusive of tuition pupils \_\_\_\_\_  
(Same as item 5a on claim for state aid)

3cx. Average daily attendance of all pupils enrolled in high school, exclusive of tuition pupils \_\_\_\_\_  
(Same as item 6ax on claim for state aid)

(Note—The average daily attendance in a one-room school is found by dividing the total days attendance by the number of days the school was actually in session. In schools of two or more rooms, or in schools whose records of attendance are kept by session teachers, the average daily attendance is the sum of the average of the units composing the group. For example: The principal of a two-room school should enter in Item 3a the sum of the average of the two rooms. The superintendent of a city system of schools should enter in Item 3a the sum of the average of the various ward schools. The principal of each ward school and the principal of each high school should report the average for his school found by adding the averages of the various rooms or session groups composing the school.)

\* 4. Number of eighth grade graduates or promotions 4 Total 4

\* 5. Number of elementary tuition pupils attending the school \_\_\_\_\_ Total \_\_\_\_\_

6. Number of high school graduates (Four year) \_\_\_\_\_ Boys \_\_\_\_\_ Girls \_\_\_\_\_ Total \_\_\_\_\_

7. Number of high school pupils attending this school \_\_\_\_\_ Total \_\_\_\_\_

\* 8. Number of school buildings in the district used by elementary school \_\_\_\_\_ Public 1 Rented \_\_\_\_\_ Total 1

8a. Number of school buildings in the district used by high school \_\_\_\_\_ Public \_\_\_\_\_ Rented \_\_\_\_\_ Total \_\_\_\_\_

\* 14. Number of libraries 1

\* 14a. Number of volumes in libraries exclusive of supplementary reading books for class use 400

\* 16. Number of private schools in the district \_\_\_\_\_ Number of teachers employed \_\_\_\_\_ Men \_\_\_\_\_ Women \_\_\_\_\_ Number of

pupils enrolled in elementary grades (1st to 8th): Boys \_\_\_\_\_ Girls \_\_\_\_\_ Secondary Grades (9th to 12th): Boys \_\_\_\_\_ Girls \_\_\_\_\_

\* 17. Promotion of health: Number of nurses employed \_\_\_\_\_ physicians \_\_\_\_\_ Amount paid nurses, \$ \_\_\_\_\_ physicians, \$ \_\_\_\_\_  
(Dollars only) (Dollars only)

Number of pupils examined for physical defects or contagion 37 Number found affected 3 Number of homes visited by nurse or inspecting officer \_\_\_\_\_

Promotion of attendance: Number of truant officers employed \_\_\_\_\_ Men \_\_\_\_\_ Women \_\_\_\_\_ Amount paid truant officers, \$ \_\_\_\_\_  
(Dollars only)

Number of children not attending school between the ages of 7 and 14 0 14 and 16 \_\_\_\_\_ Number of children arrested and placed

in charge of teacher \_\_\_\_\_ Number sentenced by a court \_\_\_\_\_ Number of school and age certificates issued \_\_\_\_\_

(IMPORTANT—Three items to be filled are on back of this sheet.)

(OVER)

107. SPECIAL REPORT IF A CONSOLIDATED SCHOOL

(a) Dist. No. \_\_\_\_\_; (b) Number of Districts consolidated \_\_\_\_\_; (c) Are the grade school pupils all assembled in one building? \_\_\_\_\_; If not, in how many buildings? \_\_\_\_\_; Area in square miles \_\_\_\_\_; (e) Number of teachers: Elementary \_\_\_\_\_; High School \_\_\_\_\_; (f) Number of students: Elementary \_\_\_\_\_; High School \_\_\_\_\_; (g) Check Vocational Subjects taught: Agriculture \_\_\_\_\_; Manual Training \_\_\_\_\_; Sewing \_\_\_\_\_; Cooking \_\_\_\_\_; (h) Transportation furnished by district. Yes \_\_\_\_\_; No \_\_\_\_\_

108. SPECIAL REPORT ON PUBLIC SCHOOL KINDERGARTENS

(a) Number in district \_\_\_\_\_; (b) Enrollment: Boys \_\_\_\_\_; Girls \_\_\_\_\_; (c) Number teachers \_\_\_\_\_; (d) Salaries of teachers, \$ \_\_\_\_\_; (e) Current expenses for year, \$ \_\_\_\_\_

Blanks furnished by VERNON L. NICKELL, SUPERINTENDENT OF PUBLIC INSTRUCTION, Springfield, Illinois.

Other information which may be requested by County Superintendent.

Part time teachers (not substitutes)

Name	Subject

Teacher's Annual Report

FOR  
*Chesterfield Grad School*  
*122*  
District No. \_\_\_\_\_ County, \_\_\_\_\_  
Illinois, for school year ending June 30, 1946.  
Building is in Township *9* Range *9*

School closed *May 31*, 1946  
Made by *Oliver Wheeler*  
Teacher or Principal  
*Chesterfield, Ill. P. O.*

Filed \_\_\_\_\_, 1946  
Co. Supt.

# TEACHER'S ANNUAL REPORT

SCHOOL YEAR 1946-1947

To the Teacher or Superintendent: The State and National authorities need and demand all the data called for in this report. You are rendering a valuable service by a careful and prompt filling out of each item. For common schools of one teacher, items with starred numbers only are to be filled. In schools of two or more teachers the data should be collected by the Superintendent or Principal and embodied in one report. One copy is to be filed with the County Superintendent within one week after the close of school.

Name of School Chesterfield Grade Dist. No. 122, Macoupin County, Illinois

Enrollment Note: All whose names have been enrolled during the year should be reported and classified as they are at the close of the year before promotion, or at the time they have left the district.

## 1. TEACHERS AND ENROLLMENT

Elementary (See note after "Enrollment" above.)

Number of Teachers			Kinder- garten	1st Yr.	2nd Yr.	3rd Yr.	4th Yr.	5th Yr.	6th Yr.	7th Yr.	8th Yr.	Special Classes	Total
Men	Women	Total											
	2	2		7	5	9	4	7	1	8	3		44

High School (See note after "Enrollment" above.)

Number of Teachers			9th Yr.	10th Yr.	11th Yr.	12th Yr.	Post Graduates and Special Classes	Total	Grand Total (Elem. and High)
Men	Women	Total							

\* 1a. How many of the above were enrolled this year in some other district of this state before

enrolling in this district? Elementary 1 High School

\* 2. Length of school year in months 9

\* 2a. Actual number of days school was in session 186  
(Same as item 4 on claim for state aid) (include holidays and institute days)

\* 3. Total days attendance of all pupils enrolled in grades kindergarten to eight inclusive 7339  
(Same as item 5 on claim for state aid)

\* 3a. Average daily attendance of all pupils enrolled in grades kindergarten to eight inclusive. (See note below 3cx) 39.45  
(Same as item 6 on claim for state aid)

\* 3x. Total days attendance of all pupils in grades kindergarten to eight inclusive, exclusive of tuition pupils 7339  
(Same as item 5a on claim for state aid)

\* 3ax. Average daily attendance of all pupils in grades kindergarten to eight inclusive, exclusive of tuition pupils 39.45  
(Same as item 6a on claim for state aid)

NOTE: Do not allow more than  $\frac{1}{2}$  day per day for Kindergarten in items 3, 3a, 3x, 3ax.

3b. Total days attendance of all pupils enrolled in high schools  
(Same as item 5 on claim for state aid)

3c. Average daily attendance of all pupils enrolled in high school. (See note below 3cx)  
(Same as item 6 on claim for state aid)

3bx. Total days attendance of all pupils enrolled in high school, exclusive of tuition pupils  
(Same as item 5a on claim for state aid)

3cx. Average daily attendance of all pupils enrolled in high school, exclusive of tuition pupils  
(Same as item 6ax on claim for state aid)

(Note—The average daily attendance in a one-room school is found by dividing the total days attendance by the number of days the school was actually in session. In schools of two or more rooms, or in schools whose records of attendance are kept by session teachers, the average daily attendance is the sum of the average of the units composing the group. For example: The principal of a two-room school should enter in Item 3a the sum of the average of the two rooms. The superintendent of a city system of schools should enter in item 3a the sum of the average of the various ward schools. The principal of each ward school and the principal of each high school should report the average for his school found by adding the averages of the various rooms or session groups composing the school.)

\* 4. Number of eighth grade graduates or promotions Total 3

\* 5. Number of elementary tuition pupils attending the school Total

6. Number of high school graduates (Four year) Boys Girls Total

7. Number of high school tuition pupils attending this school Total

\* 8. Number of school buildings in the district used by elementary school Public Rented Total 1

8a. Number of school buildings in the district used by high school Public Rented Total

\* 14. Number of libraries 1

\* 14a. Number of volumes in libraries exclusive of supplementary reading books for class use 500

16. No. of private schools in district No. of teachers, Men Women Total

Enrollment	Kindergarten		Grades 1-8		Grades 9-12		Total	
	Boys	Girls	Boys	Girls	Boys	Girls	Boys	Girls

17. Health, Special Education and Attendance: No. of nurses employed Physicians Is complete physical exam. required of all pupils at least once every 4 years? yes (Yes or No). No. of students given physical exam. this year 16 NO. OF

HANDICAPPED (determined by physician, nurse or teacher) Crippled Epileptic Cardiac T. B. (Active)

T. B. (Arrested) Deaf Hard of Hearing Blind Vision Speech

NO. ENROLLED IN SPECIAL EDUCATION CLASSES or services established or maintained by your district: Vision

Hearing Speech Other physically handicapped

(IMPORTANT—Three items to be filled are on back of this sheet)

(OVER)



107. SPECIAL REPORT IF A CONSOLIDATED SCHOOL

(a) Dist. No.....; (b) Number of Districts consolidated.....; (c) Are the grade school pupils all assembled in one building?.....; If not, in how many buildings?.....; Area in square miles.....; (e) Number of teachers: Elementary.....; High School.....; (f) Number of students: Elementary.....; High School.....; (g) Check Vocational Subjects taught: Agriculture.....; Manual Training.....; Sewing.....; Cooking.....; (h) Transportation furnished by district. Yes.....; No.....

108. SPECIAL REPORT ON PUBLIC SCHOOL KINDERGARTENS

(a) Number in district.....; (b) Enrollment: Boys.....; Girls.....; (c) Number teachers.....; (d) Salaries of teachers, \$.....; (e) Current expenses for year, \$.....

Blanks furnished by VERNON L. NICKELL, SUPERINTENDENT OF PUBLIC INSTRUCTION, Springfield, Illinois.

Other information which may be requested by County Superintendent.

Part time teachers (not substitutes)

Name	Subject
.....	.....
.....	.....
.....	.....
.....	.....
.....	.....
.....	.....
.....	.....
.....	.....

Teacher's Annual Report

FOR

*Chesterfield Grade School*

District No. *122* *Macoupin* County,  
Illinois, for school year ending June 30, 1947.

Building is in Township *9* Range *9*

School closed *May 30*, 1947

Made by *Olive Strehler*  
Teacher or Principal  
*Chesterfield, Ill.* P. O.

Filed \_\_\_\_\_, 1947

Co. Supt.

# TEACHER'S ANNUAL REPORT

SCHOOL YEAR 1947-1948

To the Teacher or Superintendent: The State and National authorities need and demand all the data called for in this report. You are rendering a valuable service by a careful and prompt filling out of each item. For common schools of one teacher, items with starred numbers only are to be filled. In schools of two or more teachers the data should be collected by the Superintendent or Principal and embodied in one report. One copy is to be filed with the County Superintendent within one week after the close of school.

Name of School Chesterfield Grade Dist. No. 122, Macoupin County, Illinois

Enrollment Note: All whose names have been enrolled during the year should be reported and classified as they are at the close of the year before promotion, or at the time they have left the district.

## 1. TEACHERS AND ENROLLMENT

Elementary (See note after "Enrollment" above.)													
Number of Teachers			Kinder-garten	1st Yr.	2nd Yr.	3rd Yr.	4th Yr.	5th Yr.	6th Yr.	7th Yr.	8th Yr.	Special Classes	Total
Men	Women	Total											
	2	2		5	6	4	11	4	8	2	11		51

High School (See note after "Enrollment" above.)									
Number of Teachers			9th Yr.	10th Yr.	11th Yr.	12th Yr.	Post Graduates and Special Classes	Total	Grand Total (Elem. and High)
Men	Women	Total							

\* 1a. How many of the above were enrolled this year in some other district of this state before enrolling in this district? Elementary 4 High School \_\_\_\_\_

\* 2. Length of school year in months 9

\* 2a. Actual number of days school was in session 188  
(Same as item 4 on claim for state aid) (Include holidays and institute days)

\* 3. Total days attendance of all pupils enrolled in grades kindergarten to eight inclusive 8122  
(Same as item 5 on claim for state aid)

\* 3a. Average daily attendance of all pupils enrolled in grades kindergarten to eight inclusive. (See note below 3cx) 43.20  
(Same as item 6 on claim for state aid)

\* 3x. Total days attendance of all pupils in grades kindergarten to eight inclusive, exclusive of tuition pupils 8122  
(Same as item 5a on claim for state aid)

\* 3ax. Average daily attendance of all pupils in grades kindergarten to eight inclusive, exclusive of tuition pupils 43.20  
(Same as item 6a on claim for state aid)

NOTE: Do not allow more than  $\frac{1}{2}$  day per day for Kindergarten in items 3, 3a, 3x, 3ax.

3b. Total days attendance of all pupils enrolled in high schools \_\_\_\_\_  
(Same as item 5 on claim for state aid)

3c. Average daily attendance of all pupils enrolled in high school. (See note below 3cx) \_\_\_\_\_  
(Same as item 6 on claim for state aid)

3bx. Total days attendance of all pupils enrolled in high school, exclusive of tuition pupils \_\_\_\_\_  
(Same as item 5a on claim for state aid)

3cx. Average daily attendance of all pupils enrolled in high school, exclusive of tuition pupils \_\_\_\_\_  
(Same as item 6ax on claim for state aid)

(Note—The average daily attendance in a one-room school is found by dividing the total days attendance by the number of days the school was actually in session. In schools of two or more rooms, or in schools whose records of attendance are kept by session teachers, the average daily attendance is the sum of the average of the units composing the group. For example: The principal of a two-room school should enter in item 3a the sum of the average of the two rooms. The superintendent of a city system of schools should enter in item 3a the sum of the average of the various ward schools. The principal of each ward school and the principal of each high school should report the average for his school found by adding the averages of the various rooms or session groups composing the school.)

\* 4. Number of eighth grade graduates or promotions \_\_\_\_\_ Total 7

\* 5. Number of elementary tuition pupils attending the school \_\_\_\_\_ Total \_\_\_\_\_

6. Number of high school graduates (Four year) \_\_\_\_\_ Boys \_\_\_\_\_ Girls \_\_\_\_\_ Total \_\_\_\_\_

7. Number of high school tuition pupils attending this school \_\_\_\_\_ Total \_\_\_\_\_

\* 8. Number of school buildings in the district used by elementary school \_\_\_\_\_ Public 1 Rented \_\_\_\_\_ Total 1

8a. Number of school buildings in the district used by high school \_\_\_\_\_ Public \_\_\_\_\_ Rented \_\_\_\_\_ Total \_\_\_\_\_

8b. How many of above teachers were supervisors or assistant principals? \_\_\_\_\_ Elementary \_\_\_\_\_ High School \_\_\_\_\_

\* 14. Number of libraries 1 14a. Number of volumes in libraries 490

16. No. of private schools in district, Elementary \_\_\_\_\_ Secondary \_\_\_\_\_ Total \_\_\_\_\_

	GRADES K'D'G-8		GRADES 9-12		TOTAL	
Enrollment	Boys	Girls	Boys	Girls	Boys	Girls
Teachers	Men	Women	Men	Women	Men	Women

## 17. HEALTH, SPECIAL EDUCATION AND ATTENDANCE:

	FULL TIME	PART TIME
Nurses		
Physicians		
Dentists		

Is physical exam. required every four years? \_\_\_\_\_ (Yes or No)  
No. given physical exam. this year \_\_\_\_\_  
No. truant officers paid by district \_\_\_\_\_  
Age certificates issued \_\_\_\_\_

NO. OF PHYSICALLY HANDICAPPED (Determined by Nurse, Physician or Teacher)

Crippled	Cardiac	T.B. (Arrested)	Hard of Hearing	Vision	Vision	Speech
Epileptic	T.B. (Active)	Deaf	Blind	Speech	Hearing	Others

No. Enrolled in Special Educational Classes in Your District	
Vision	Speech
Hearing	Others

(IMPORTANT—Three items to be filled are on back of this sheet)  
(OVER)

107. CONSOLIDATED DISTRICTS

Dist. No.	TYPE OF DISTRICT			No. of Districts Cons.	ENROLLMENT	
	Elem.	Secondary	Unit		Elementary	Secondary

108. PUBLIC SCHOOL KINDERGARTENS

IS KINDERGARTEN MAINTAINED? (Yes or No)	ENROLLMENT

109. EMPLOYEES

No. Full Time Teachers 2 Total Salaries \$ 3200 Average Salary \$1600

OTHER EMPLOYEES

	FULL TIME	PART TIME
Operation (Janitors, Engineers, Etc.)	1	
Maintenance (Carpenters, Painters, Etc.)		
Clerks		
Stenographers		
Accountants		
Bus Drivers		
Cafeteria		
Others		
TOTAL		

Other information which may be requested by County Superintendent.

Part time teachers (not substitutes)

Name	Subject

Teacher's Annual Report

FOR

Chesterfield Grade School

District No. 12.2, Macoupin County,  
Illinois, for school year ending June 30, 1948.

Building is in Township 9 Range 9

School closed May 31, 1948

Made by Oliver Wheeler  
Teacher or Principal

Chesterfield, Ill. P. O.

Filed \_\_\_\_\_, 1948

Co. Supt.

Blanks furnished by VERNON L. NICKELL  
SUPERINTENDENT OF PUBLIC INSTRUCTION  
Springfield, Illinois.

## County Physician's Rural School Report

Name of School Chesterfield Grade Township Name of Teacher Mrs. Olive Wheeler P. O. Address Chesterfield Tel. No. Pres. School Board James Parker P. O. Address " Tel. No. 

No. of Pupils	Age	Grade	Physical Condition: Excellent Good Fair Poor	Vaccinated: Yes or No	Tonsils: Normal Diseased Enlarged Out	Teeth: Normal Diseased Filled	Infantile Paralysis:	Eyes:	Recommendations	Parent's Name P. O. Address
Name of Child										Chesterfield
Robert Kallal	6	1	EGFPYNNDEONDFIR							PN PO John
George Daggett	7	1	EGFPYNNDEONDFIR							PN PO William
Delbert Jacoby	6	1	EGFPYNNDEONDFIR						Remove Tonsils	PN PO E. H.
Albert Daggett	6	1	EGFPYNNDEONDFIR							PN PO William
Jack Rigsbey	6	1	EGFPYNNDEONDFIR							PN PO David
Grace Hewitt	6	1	EGFPYNNDEONDFIR							PN PO Vonly
Robert Elmore	6	1	EGFPYNNDEONDFIR							PN PO Mrs. Elmore
Kathleen Smith	6	1	EGFPYNNDEONDFIR						Remove Tonsils	PN PO C. A.
Harvey Crowder	6	1	EGFPYNNDEONDFIR							PN PO Gus
June McClean	6	1	EGFPYNNDEONDFIR							PN PO Mrs. Helen
Pauline Rands	7	1	EGFPYNNDEONDFIR							PN PO Floyd
Howard Followell	6	1	EGFPYNNDEONDFIR							PN PO Wm. E.
Marie Cooling	6	1	EGFPYNNDEONDFIR							PN PO Byron
Edwin Leach	6	1	EGFPYNNDEONDFIR							PN PO Frank
Pauline Riddle	8	1	EGFPYNNDEONDFIR						Remove Tonsils	PN PO Allyn
Marian Dams	7	2	EGFPYNNDEONDFIR							PN PO Wilbur
Maryon Knoop	7	2	EGFPYNNDEONDFIR							PN PO Dr. N. A.
Lois Yahr	7	2	EGFPYNNDEONDFIR							PN PO Joe Carlinville, R.F.D.
Kenneth Jacoby	7	2	EGFPYNNDEONDFIR							PN PO E. F.
Marie Hewitt	8	2	EGFPYNNDEONDFIR							PN PO Vonly
Elmer VanVooren	7	2	EGFPYNNDEONDFIR							PN PO John
Claribel Lee	7	2	EGFPYNNDEONDFIR						Remove Tonsils	PN PO Arthur
Marjory Duckles	7	2	EGFPYNNDEONDFIR							PN PO Eldon
Estelle Smith	8	2	EGFPYNNDEONDFIR							PN PO C. A.
			EGFPYNNDEONDFIR							PN PO

Name of School.....Chesterfield Grade.....Township.....

Name of Teacher Mrs. Olive Wheeler P. O. Address Chester Tel. No. field

Pres. School Board James Parker P. O. Address Chesterfield Tel. No.           

[illegible]

## County Physician's Rural School Report

Name of School Chesterfield Grade Township \_\_\_\_\_  
 Name of Teacher Dorothy M. Ross P. O. Address \_\_\_\_\_ Tel. No. \_\_\_\_\_  
 Pres. School Board James Parker P. O. Address \_\_\_\_\_ Tel. No. \_\_\_\_\_

No. of Pupils	Age	Grade	Physical Condition: Excellent Good Fair Poor	Vaccinated: Yes or No	Tonsils: Normal Diseased Enlarged Out	Teeth: Normal Diseased Filled	Infantile Paralysis:	Eyes:	Recommendations	Parent's Name P. O. Address Chesterfield
Name of Child										
Madeline Sutton	9	4	EGFPYNN	N	DE	ON	DF	I	L 20-20 R 20-20	PN PO W. J. Finch
Lucy Van Voren	10	4	EGFPYNN	N	DE	ON	DF	I	L 20-20 R 20-20	PN PO John
Martha Lee	9	4	EGFPYNN	N	DE	ON	DF	I	L 20-20 R 20-20	PN PO Minnie
Mary Jacoby	9	4	EGFPYNN	N	DE	ON	DF	I	L 20-20 R 20-20	PN PO E. F.
Robert	11	4	EGFPYNN	N	DE	ON	DF	I	L 20-20 R 20-20	PN PO
Howard Snidle	11	4	EGFPYNN	N	DE	ON	DF	I	L 20-20 R 20-20	PN PO Pearl (Mr).
Valen Daggett	11	4	EGFPYNN	N	DE	ON	DF	I	L 20-20 R 20-20	PN PO W. L.
Virginia Lee	9	5	EGFPYNN	N	DE	ON	DF	I	L 20-20 R 20-20	PN PO G. H.
Ruth Parker	10	5	EGFPYNN	N	DE	ON	DF	I	L 20-20 R 20-20	PN PO O. R.
Thelma Chism	10	5	EGFPYNN	N	DE	ON	DF	I	L 20-20 R 20-20	PN PO H. E.
Orla Daggett	12	5	EGFPYNN	N	DE	ON	DF	I	L 20-20 R 20-20	PN PO W. L.
Wendell Dowland	12	5	EGFPYNN	N	DE	ON	DF	I	L 20-20 R 20-20	PN PO T. L.
Claude Champion	11	5	EGFPYNN	N	DE	ON	DF	I	L 20-20 R 20-20	PN PO T. F. Metcalfe
Elizabeth Parker	11	6	EGFPYNN	N	DE	ON	DF	I	L 20-20 R 20-20	PN PO James
Margaret Towse	11	6	EGFPYNN	N	DE	ON	DF	I	L 20-20 R 20-20	PN PO C. W.
Wilma Followell	11	6	EGFPYNN	N	DE	ON	DF	I	L 20-20 R 20-20	PN PO W. E.
Aileen Moore	11	6	EGFPYNN	N	DE	ON	DF	I	L 20-20 R 20-20	PN PO L. A.
Lillian Sutton	11	6	EGFPYNN	N	DE	ON	DF	I	L 20-20 R 20-20	PN PO W. J. Finch
Edward Lee	11	6	EGFPYNN	N	DE	ON	DF	I	L 20-20 R 20-20	PN PO M. E.
George Parker	11	6	EGFPYNN	N	DE	ON	DF	I	L 20-20 R 20-20	PN PO O. R.
Clyde Lee	12	6	EGFPYNN	N	DE	ON	DF	I	L 20-20 R 20-20	PN PO Mrs. Minnie
			EGFPYNN	N	DE	ON	DF	I	L	PN PO
			EGFPYNN	N	DE	ON	DF	I	L	PN PO
			EGFPYNN	N	DE	ON	DF	I	L	PN PO
			EGFPYNN	N	DE	ON	DF	I	L	PN PO

page 4

All children should be vaccinated  
and have teeth examined by dentist.

## County Physician's Rural School Report

Name of School Chesterfield Grade School Township Chesterfield

Name of Teacher Violet E. Wheeler P. O. Address " Tel. No.

**Pres. School Board**.....**James F. Parker**.....**P. O. Address**.....**Tel. No.**.....

[illegible]



DISTRICT 122, CHESTERFIELD

BOARD OF DIRECTORS

Carl Getz, Pres.  
T. W. Duckels, Clerk  
Virgil Challacombe

Chesterfield  
Chesterfield  
Chesterfield

District 122 Chesterfield

Board of Directors

*Floyd Rands*

~~Carl Gots~~ *Resigned -*

T. W. Backels

Virgil Challacombe

*Arthur Hall-janitor (3 yrs.)*

October 6, 1931

To the Directors,  
Chesterfield School District #122,  
Macoupin County, Illinois.

Dear Sirs:

Today your County Superintendent Mr. Wilhite and I visited your school. We found three good teachers making a good effort to render service to your children. We were much pleased with our visit.

Your rooms were clean and all the physical conditions for a good school have been fairly well met. Your teachers are fairly well supplied with materials to be used in teaching. I congratulate you on having so many appropriate pictures and on having play apparatus.

Sometime, when your financial conditions will permit you to make some improvements, you will need to repair and decorate on the inside. I commend you for having done as much as is possible at this time.

The boys' toilet is somewhat messy. It should be cleaned. It takes much care to keep outside toilets in decent condition.

These suggestions are made to the end that your children may have the best school service that is possible.

Very truly yours,

Assistant Superintendent

W H

September

6

1933

To Directors,  
Chesterfield School  
District No. 122,  
Macoupin County, Illinois.

Dear Sirs:

Yesterday your County Superintendent, Mr. Wilhite, and I visited your school. Although it was the beginning of the year, the teachers had the school well organized and in working condition. You have good teachers who will render your children excellent service.

May I call your attention to the following conditions in your school?

The toilet rooms are in poor condition and should be remodeled to considerable extent. Please get the plans for remodeling these buildings from Mr. Wilhite.

The drain for the waste water at the well is in poor condition and should be repaired. All waste water should drain away from the well promptly.

The inside of the rooms and the hallways need to be repaired and redecorated when you find it possible to do so. In both rooms more cabinet space is needed to contain books, work materials and supplies. The teachers cannot do good housekeeping unless there are suitable places in which to keep such things.

Some arrangement needs to be made for soap basins and towels. Your teachers can help you in this respect.

I observe that you have a fairly good gymnasium. I am certain, however, that a greater service would have been rendered to your school if you had a complete water system, sanitary toilets and drinking fountains installed in your building, than is rendered by the present plan.

Your general library is small but it will soon be quite satisfactory if you will buy the Philis Reading Circle Books each year. There is need of another set of supplementary readers for the children in the first three grades. It would be fine if work books were supplied in connection with reading for the children in the first three grades.

These suggestions are made to the end that your children may have the best possible school privileges.

Very truly yours,

Assistant Superintendent

December  
20  
1934

To Directors,  
Chesterfield School District #22,  
Macoupin County, Illinois.

Dear Sirs:

Recently your County Superintendent Mr. Wilhite and I visited your school. I was pleased to see your school again. It is going in excellent fashion. Both teachers are giving good instruction and fine leadership. I commend you on having two such excellent teachers for your children.

I am aware that schools have been having a hard time with their financial affairs. I am hoping for better days.

In the near future you will need to repair the walls and ceiling of your building, then the entire building will need to be decorated in light colors - light cream on the ceilings and light tan on the walls. Whenever any change is made in the color of the woodwork it should be made a light color to harmonize with the walls.

Your building has much extra room in it. I regret that you have not been able to install inside sanitary toilet systems since you already have drinking fountain and a pressure tank for the building.

I was pleased to learn that you will get the Pupils Reading Circle books as your children will get much pleasure and information from using them. I commend you for having reference books, work books and other supplies needed by the teachers in serving your children.

There is need of cabinet space to contain books, work materials and supplies to the end that better housekeeping may be done.

When you make improvements or purchase supplies please confer with Mr. Wilhite as he can help you to secure correct service.

These suggestions are made to the end that your children may have the best possible school privileges.

Very truly yours,

Assistant Superintendent

CHW\*FH

December  
1st  
1939

Mr. J. F. Pressler, Clerk  
School District #122, Macoupin County  
Chesterfield, Illinois

Dear Mr. Pressler:

On November 29th, in company with County Superintendent Kerstein, I visited your school. I have the following report to make, which I hope will serve as a guide to further improvement.

You have a good brick building with a gymnasium. May I call attention to the fact, however, that the floors are dark with oil. It is to be hoped that in the near future, these floors can be sanded and treated with a good penetrating seal. I was pleased to note that you have a new furnace, which takes care of your heating problem adequately. According to the report you are not levying a building tax, in spite of the fact there are several definite needs along this line. May I suggest that you levy an adequate building fund and provide definitely for the following:

1. Redecoration of the interior.
2. Better artificial lighting.
3. Good toilets with separate approaches to these toilets.

The folding type of shades for the windows which you now have is a very unsatisfactory kind. When these are replaced, be sure to get the double roller type.

In general your educational equipment is fairly good. However, you are definitely in need of bulletin board and tack strip in each room and extra sets of supplementary readers. At the time of my visit, it was reported these readers had been ordered. I was pleased to note the new geography maps. I wish to compliment the school for providing a nine month term.

In view of the fact that this is a district receiving special aid from the state and that you have a very low enrollment, in all probability it will be financially impossible for you to continue with three teachers. This school was recognized last year and some slight improvements have been made since that time; however, there are still some very definite deficiencies as mentioned in this letter. I am recommending to Mr. Wieland that a Certificate of Recognition for the school year 1939-40 be issued with the definite understanding action will be taken by the board to remove these deficiencies. If it is financially

51

Mr. J. F. Pressler - 2

impossible to correct all of them in one year, the board should map out a definite program of improvement for each year so that within two or three years the recommendations can be completed.

I am enclosing a copy of our mimeographed recommendations with regard to artificial lighting.

Sincerely yours,

ess:m  
encl.

E. S. Simmonds  
Assistant Superintendent



February 23, 1945

Mr. T. W. Duckels, Clerk  
School District #122  
Chesterfield, Illinois

Dear Mr. Duckels:

On February 15 I visited the Chesterfield Elementary School. Please allow me to congratulate you upon the efficiency of your school. You, as directors, have provided adequately for the children of your community. Chesterfield Elementary School is one of the good elementary schools in Macoupin County. The re-decorating which you did a couple of years ago made the building look clean and attractive. You have two capable teachers. I hope you will be able to keep them a long time as good teachers are hard to get. By employing a music teacher to help out, your children get the music training which is essential.

May I suggest that you have the floors sanded and sealed this summer if at all possible. It will make the building much more attractive and also make it easier to keep clean. Some of your radiators need repairs. This should be done before another winter sets in.

Sincerely yours,

I. K. Juergensmeyer  
County Superintendent of Schools

IJJ:mcb

STATE OF ILLINOIS  
DWIGHT H. GREEN, GOVERNOR  
DEPARTMENT OF PUBLIC HEALTH  
SPRINGFIELD

ROLAND R. CROSS, M.D.  
DIRECTOR

H. L. Pettist, D. D.  
Assistant Director

ADDRESS ALL CORRESPONDENCE TO THE DIRECTOR  
IN REPLY REFER TO FILE S. E.

DIVISION OF  
SANITARY ENGINEERING  
CHIEF SANITARY ENGINEER  
CLARENCE W. KLASSEN

District Health Unit #15  
National Bank Building  
Carlinville, Illinois  
March 26, 1942

Subject: SCHOOLS--Macoupin County  
Chesterfield Grade School, District #122  
Inspection Report

Board of Directors  
Chesterfield Grade School, District #122  
Att: F. W. Nichols, Clerk  
Chesterfield, Illinois

Gentlemen:

Based on an inspection of the sanitary facilities at Chesterfield Grade School, District #122, Macoupin County, made December 31, 1941 we conclude that the following sanitary defects exist:

a. The well is subject to contamination by:

(A) Shallow ground water seepage which may enter through cracks that can develop in the brick well lining; by rain, waste pumpage, dust, bird and dog contamination which may enter the well through cracks in and around the boards which support the pump; by contaminated waste pumpage which will saturate the ground surrounding the well and which may re-enter it.

b. The privies are unsanitary as the pits are accessible to flies, insects, and rodents because of:

(A) The open cracks in the vaults around the bases of the buildings, the unscreened vents; and the absence of seat covers. The pits were apparently in need of cleaning at time of inspection. Also the urinal was clogged.

In order to correct these sanitary defects at the school, we recommend the following improvements:

1. Pour a 6 inch reinforced concrete wall around the outside of the present well lining to a depth of at least 8 feet below the surrounding ground surface. Directions for such construction are given on pages 11 to 14 of the bulletin being sent to you today under separate cover.
2. Replace the well platform with a 4 inch concrete slab extending beyond the walls at least one foot in all directions. A short iron pipe sleeve, whose diameter will allow the passage of the pump cylinder, should be placed in

ROLAND R. CROSS, M. D.  
Director  
H. L. PETTITT, M. D.  
Asst. Director

STATE OF ILLINOIS  
DWIGHT H. GREEN, Governor  
DEPARTMENT OF PUBLIC HEALTH  
SANITARY ENGINEERING LABORATORIES  
SPRINGFIELD

CLARENCE W. KLASSEN, Chief Sanitary Engineer  
EUGENE S. CLARK, Bacteriologist  
JAMES G. WEART, JR., Chemist

SANITARY ANALYSIS OF WATER FROM **MACOMBE CO., CHESTERFIELD, GRADE SCHOOL, DIST. #122**

Source **Tap at Chesterfield Grade School, Dist. #122**

Date collected **April 24, 1942**

Collected by **R. A. Wilson**

For

Remarks

Laboratory No. **12758**

Sediment

Turbidity

Odor

Nitrite nitrogen

Chloride

Bacteria per ml. **over 30,000**


Coli-type bacteria:

In portions of 10 ml.

Presumptive tests

Confirmatory tests

Number per 100 ml. (M P N)



This analysis indicates that the water was safe for drinking at the time of collection of the sample.

However, the high bacterial count indicates presence of foreign material. Therefore, we plan to collect another sample as a further check upon this supply.

RAW:DJ

Original to: Board of Directors

Chesterfield Grade School, Dist. #122 District Sanitary Engineer

Att: T. W. Duckels, Clerk

Chesterfield, Ill.

R. A. Wilson

Submitted thru:

cc: K. H. Kerstein

County Supt. of Schools

W. J. Broad, M. D.

District Health Superintendent

## CONCERNING THIS SANITARY ANALYSIS

The statements on the reverse side are based not only on the analytical results, but also on the description of the source as furnished by you or already on file in this office. It is further recommended as follows:

- (a) If the water is unsafe to drink, abandon the supply for one of known safety or bring the water to a boil before use, until the suggested improvements have made the supply safe.
- (b) If the source is not satisfactory, make the suggested improvements immediately.
- (c) If the water is safe, take care to keep it safe by protecting the supply against contamination.

A laboratory examination of the water has been made to show the presence or absence of waste matter of human or animal origin. If the water is contaminated by surface wash or sewage, then parasitic intestinal worms, amebic cysts or germs of intestinal diseases, such as cause bowel complaint, diarrhea, dysentery or typhoid fever, may be present in the water, thus endangering the health of persons drinking the water. The analytical terms and results are briefly explained as follows:

**Physical and Chemical Tests:** "Sediment" through "Chloride." A desirable water has an attractive appearance (no sediment or turbidity) and has no objectionable odor or taste. Chemical results are given in parts per million (ppm).

**Bacteriological Tests:** "Bacteria per ml." indicates the number of microorganisms present in one milliliter (ml.) of water (20 drops) and the number which grew in standard nutrient agar at body temperature (37°C or 98.6°F). These bacteria may not be of intestinal origin and therefore may not be of sanitary importance. Occasionally the test plates are overcrowded so that no bacterial count can be obtained. In such a case the report shows "Innumerable" indicating more than 10,000 bacteria per ml.

**"Coli-type bacteria" "Presumptive Tests" "Confirmatory Tests":** A water containing bacteria of intestinal origin (*E. coli* and *A. aerogenes*, also known as "coliform" bacteria), if placed in a sugar broth (lactose), will cause fermentation and production of gas in 24 or 48 hrs. By means of further laboratory tests the presence of these bacteria in 10 ml. portions is indicated by a +, their absence by a—. The numeral preceding the sign shows the number of portions giving that result.

Example: 2+3— indicates that two 10 ml. portions of the sample did show and three portions did not show coli-type bacteria present.

After receipt of the sample in the laboratory it requires from two to six days to complete the sanitary or bacteriological analysis.

SIONITTI

ROLAND R. CROSS, M. D.  
Director  
H. C. PETTITT, M. D.  
Asst. Director

STATE OF ILLINOIS  
DWIGHT H. GREEN, Governor  
DEPARTMENT OF PUBLIC HEALTH  
SANITARY ENGINEERING LABORATORIES  
SPRINGFIELD

CLARENCE W. KLASSEN, Chief Sanitary Engineer  
EUGENE S. CLARK, Bacteriologist  
JAMES G. WEART, JR., Chemist

SANITARY ANALYSIS OF WATER FROM MACOUPIN CO., CHESTERFIELD, CHESTERFIELD GRADE  
Source 1 ft. dug well at pump, Chesterfield Grade School, Dist. #122 SCHOOL, DIST. #122

Date collected May 28, 1942

Collected by R. A. Wilson

For \_\_\_\_\_

Remarks \_\_\_\_\_

Laboratory No. 250232  
Sediment 0  
Turbidity 0  
Odor 0  
Nitrite nitrogen \_\_\_\_\_  
Chloride \_\_\_\_\_  
Bacteria per ml. 180  
Coli-type bacteria:  
In portions of 10 ml.  
Presumptive tests \_\_\_\_\_  
Confirmatory tests 2+3-  
Number per 100 ml. (M P N) \_\_\_\_\_

This analysis indicates that the water was contaminated and not safe for drinking at the time of collection of sample.

We plan to collect another sample from this well as a further check upon the condition of the supply.

*R. A. Wilson*

R. A. Wilson  
District Sanitary Engineer


RAW:B

Original to: Board of Directors  
Chesterfield Grade School, Dist. #122  
Att: T. W. Duckels, Clerk  
Chesterfield, Illinois

cc: Karl H. Kerstein  
Co. Supt. of Schools

Submitted thru:

*W. J. Broad*  
W. J. Broad, M.D.  
District Health Superintendent



## CONCERNING THIS SANITARY ANALYSIS

The statements on the reverse side are based not only on the analytical results, but also on the description of the source as furnished by you or already on file in this office. It is further recommended as follows:

- (a) If the water is unsafe to drink, abandon the supply for one of known safety or bring the water to a boil before use, until the suggested improvements have made the supply safe.
- (b) If the source is not satisfactory, make the suggested improvements immediately.
- (c) If the water is safe, take care to keep it safe by protecting the supply against contamination.

A laboratory examination of the water has been made to show the presence or absence of waste matter of human or animal origin. If the water is contaminated by surface wash or sewage, then parasitic intestinal worms, amebic cysts or germs of intestinal diseases, such as cause bowel complaint, diarrhea, dysentery or typhoid fever, may be present in the water, thus endangering the health of persons drinking the water. The analytical terms and results are briefly explained as follows:

**Physical and Chemical Tests:** "Sediment" through "Chloride." A desirable water has an attractive appearance (no sediment or turbidity) and has no objectionable odor or taste. Chemical results are given in parts per million (ppm).

**Bacteriological Tests:** "Bacteria per ml." indicates the number of microorganisms present in one milliliter (ml.) of water (20 drops) and the number which grew in standard nutrient agar at body temperature (37°C or 98.6°F). These bacteria may not be of intestinal origin and therefore may not be of sanitary importance. Occasionally the test plates are overcrowded so that no bacterial count can be obtained. In such a case the report shows "Innumerable" indicating more than 10,000 bacteria per ml.

**"Coli-type bacteria" "Presumptive Tests" "Confirmatory Tests":** A water containing bacteria of intestinal origin (*E. coli* and *A. aerogenes*, also known as "coliform" bacteria), if placed in a sugar broth (lactose), will cause fermentation and production of gas in 24 or 48 hrs. By means of further laboratory tests the presence of these bacteria in 10 ml. portions is indicated by a +, their absence by a—. The numeral preceding the sign shows the number of portions giving that result.

**Example:** 2+3— indicates that two 10 ml. portions of the sample did show and three portions did not show coli-type bacteria present.

After receipt of the sample in the laboratory it requires from two to six days to complete the sanitary or bacteriological analysis.

SIONITH

ROLAND R. CROSS, M. D.  
Director  
H. L. PETTITT, M. D.  
Asst. Director

STATE OF ILLINOIS  
DWIGHT H. GREEN, Governor  
DEPARTMENT OF PUBLIC HEALTH  
SANITARY ENGINEERING LABORATORIES  
SPRINGFIELD

CLARENCE W. KLASSEN, Chief Sanitary Engineer  
EUGENE S. CLARK, Bacteriologist  
JAMES G. WEART, JR., Chemist

MACOUPIN CO.

SANITARY ANALYSIS OF WATER FROM CHESTERFIELD, Chesterfield Grade School Dist. #122

Source Dug, basement pump, Chesterfield Grade School, Dist. #122

Date collected June 29, 1942

Collected by R. A. Wilson

For

Remarks

Laboratory No. 232515

Sediment 0

Turbidity 0

Odor 0

Nitrite nitrogen

Chloride

Bacteria per ml. over 30,000

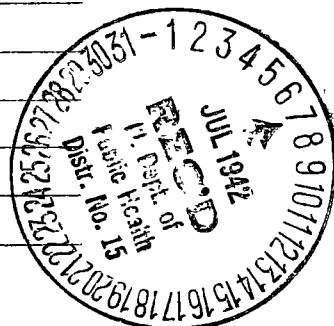
Coli-type bacteria:

In portions of 10 ml.

Presumptive tests

Confirmatory tests

Number per 100 ml. (M P N)



This analysis indicates that the water was safe for drinking at the time of collection of the sample.

However, because of the unusually high bacterial count it is suggested that the well be pumped out thoroughly once or twice. After this has been done please notify us at the District Office in Carlinville so that another sample may be collected for analysis. This should be done as soon as possible in order that the well will be ready for use at the time of the opening of the fall school term.

*R. A. Wilson*

RAW:DJ

Original to: Board of Directors  
Chesterfield Grade School, Dist. #122  
Att: T. W. Duckels, Clerk  
Chesterfield, Illinois

R. A. Wilson  
District Sanitary Engineer

cc: Karl H. Kerstein  
Co. Supt. of Schools

Submitted thru:

*W. J. Broad*  
W. J. Broad, M. D.  
District Health Superintendent



## CONCERNING THIS SANITARY ANALYSIS

The statements on the reverse side are based not only on the analytical results, but also on the description of the source as furnished by you or already on file in this office. It is further recommended as follows:

- (a) If the water is unsafe to drink, abandon the supply for one of known safety or bring the water to a boil before use, until the suggested improvements have made the supply safe.
- (b) If the source is not satisfactory, make the suggested improvements immediately.
- (c) If the water is safe, take care to keep it safe by protecting the supply against contamination.

A laboratory examination of the water has been made to show the presence or absence of waste matter of human or animal origin. If the water is contaminated by surface wash or sewage, then parasitic intestinal worms, amebic cysts or germs of intestinal diseases, such as cause bowel complaint, diarrhea, dysentery or typhoid fever, may be present in the water, thus endangering the health of persons drinking the water. The analytical terms and results are briefly explained as follows:

**Physical and Chemical Tests:** "Sediment" through "Chloride." A desirable water has an attractive appearance (no sediment or turbidity) and has no objectionable odor or taste. Chemical results are given in parts per million (ppm).

**Bacteriological Tests:** "Bacteria per ml." indicates the number of microorganisms present in one milliliter (ml.) of water (20 drops) and the number which grew in standard nutrient agar at body temperature (37°C or 98.6°F). These bacteria may not be of intestinal origin and therefore may not be of sanitary importance. Occasionally the test plates are overcrowded so that no bacterial count can be obtained. In such a case the report shows "Innumerable" indicating more than 10,000 bacteria per ml.

**"Coli-type bacteria" "Presumptive Tests" "Confirmatory Tests":** A water containing bacteria of intestinal origin (*E. coli* and *A. aerogenes*, also known as "coliform" bacteria), if placed in a sugar broth (lactose), will cause fermentation and production of gas in 24 or 48 hrs. By means of further laboratory tests the presence of these bacteria in 10 ml. portions is indicated by a +, their absence by a—. The numeral preceding the sign shows the number of portions giving that result.

Example: 2+3— indicates that two 10 ml. portions of the sample did show and three portions did not show coli-type bacteria present.

After receipt of the sample in the laboratory it requires from two to six days to complete the sanitary or bacteriological analysis.

SIONITTI

STATE OF ILLINOIS  
DWIGHT H. GREEN, GOVERNOR  
DEPARTMENT OF PUBLIC HEALTH  
ROLAND R. CROSS, M. D., DIRECTOR  
SPRINGFIELD

DISTRICT HEALTH OFFICE NO. 15  
CARLINVILLE NATIONAL BANK BUILDING,  
CARLINVILLE

TELEPHONE: 285

COUNTIES: CALHOUN, GREENE, JERSEY,  
MACOUPIN, MORGAN AND SCOTT

PROFESSIONAL STAFF

DISTRICT HEALTH SUPERINTENDENT  
PUBLIC HEALTH ENGINEER  
PUBLIC HEALTH NURSE  
PUBLIC HEALTH DENTIST

District Health Department #15  
National Bank Building  
Carlinville, Illinois  
July 22, 1942

Subject: SCHOOLS--Macoupin County  
Chesterfield Grade School, Dist. #122  
Improved well

Board of Directors  
Chesterfield Grade School, Dist. #122  
Attention: T. W. Duckels, Clerk  
Chesterfield, Illinois

Gentlemen:

The well recently completed at the Chesterfield Grade School under the Macoupin County W.P.A. School Well Reconstruction project has been inspected and found to be properly protected against entrance of surface contamination. A sample of water was collected from the well after the improvements had been made and an analysis of this water showed it to be safe for drinking at the time of collection. This was previously reported to you.

We wish to commend you upon your action in having improvements made to your school water supply. This well should continue to furnish a safe water supply as long as it remains in its present condition.

It is suggested that samples of water be collected from the well occasionally for analysis as a check upon the condition of the water. Sample containers will be forwarded for this purpose upon request.

By direction of the Director

RAV:DJ

Copy to Karl H. Kerstein  
County Dept. of Schools  
Carlinville, Illinois

Very truly yours,

*R. A. Wilson*  
R. A. Wilson  
District Sanitary Engineer

Submitted Thru:

*W. J. Broad*  
W. J. Broad, M.D.  
District Health Superintendent

the platform at the time of construction. Sleeve should extend about one inch into the pump base. The pump should rest directly on the concrete and be firmly belted in place. If a manhole is desired it should be constructed as shown in Fig. 5 of the well bulletin.

3. Disinfect the well water after the above improvements has been made and before it is used for drinking purposes. The procedure for disinfection is described on pages 23-25 of the well bulletin.
4. Provide a substantial, water tight trough 15 feet in length to carry waste pumpage away from the immediate vicinity of the well.
5. Clean out the privy pits and dispose of contents by burning or burying if they are in need of cleaning.
6. Seal the open cracks in the vaults so that they will be fly-tight.
7. Provide the privies with hinged, self-closing seat covers. These covers, when closed, should fit so as to exclude flies.
8. Screen the vents with 16 mesh copper screen wire to prevent the entrance of flies.

Since the school officials are responsible for the protection of the health of the pupils while they are at school, it is important that the above recommendations be fulfilled.

If you do not clearly understand the above recommendations or you wish to use equivalent methods for correcting the existing defects please contact this office. A few minutes spent discussing the matter will clear up any difficulties and will avoid any costly mistakes. We shall appreciate an acknowledgment of this letter and information regarding the action taken toward following the above recommendations.

By direction of the Director

RAM:DJ

Very truly yours,

cc: Karl H. Kerstein ✓  
County Superintendent of Schools  
Carlinville, Illinois

*R. A. Wilson*  
R. A. Wilson  
District Sanitary Engineer

Submitted thru:

*W. J. Broad*  
W. J. Broad, M. D.  
District Health Superintendent

# STATE OF ILLINOIS

VERNON L. NICKELL

SUPERINTENDENT OF PUBLIC INSTRUCTION

## RURAL SCHOOL ANNUAL REPORT AND APPLICATION FOR RECOGNITION

For School Year 1944-1945

To be filed by all districts with one or two teachers

This report is to be made in triplicate by the teacher and signed by both the teacher and the clerk of the board. The teacher is to keep one copy for the files of the school. Not later than October 1st, two copies are to be delivered to the county superintendent of schools who, in turn, will forward a copy to the State Office. For assistance in filling in the report, see the Rural Elementary School Handbook, Office of Superintendent of Public Instruction.

Name of School Chesterfield Grade Dist. No. 122 County Macoupin Date Sept. 22, 1944  
Assessed Valuation \$54,845 Tax Rate: Educ. 1.50 Bldg. .14 Special aid: Yes X No

1st. Teacher Mildred Verren Address 604 Denby, Carlinville, Ill.  
Years in this school 1 yr in other schools 5 Type of Certificate Limited State Elementary  
Salary this year 1215 Salary last year 945 Years of Training 3 yrs.

Date of last credits earned Sept. 1, 1944 If you have less than two years of college credit, have you completed five semester hours since Sept. 1, 1941?

2nd. Teacher Chloe Stone Wheeler Address Chesterfield, Ill.  
Years in this school 31 in other schools 46 Type of Certificate Limited State Supervisory  
Salary this year 1215 Salary last year 990 Years of Training 2 years +

Date of last credits earned Summer 1940 If you have less than two years of college credit, have you completed five semester hours since Sept. 1, 1941?

Clerk of the Board Theodore Duckels Address Chesterfield, Ill. R.R.

Enrollment	1	2	3	4	5	6	7	8	Total	Number of school days; Actual days plus legal holi- days and institute days:
by Grades	9	4	6	1	6	2	4	4	36	Last Year <u>178</u> This Year <u>188</u>

Meaning of Letters: (A-Superior) (B-Good) (C-Average) (D-Poor) (E-Very Poor)

						REMARKS
(Please Check)						
	A	B	C	D	E	
I. BUILDING AND GROUNDS						
1. School grounds landscaped.....			✓			Brick  

	(Please Check)					REMARKS
	A	B	C	D	E	
<b>II. EQUIPMENT AND SUPPLIES (Continued)</b>						
6. Duplicating facilities.....		✓				
7. Movable, adjustable seats.....		✓				
8. Audio-Visual aids.....		✓				none
9. Adequate play equipment.....			✓			balls, bats, ropes, teeters
10. Janitorial supplies and housekeeping.....		✓				
11. Framed art pictures.....		✓				
12. First aid kit.....		✓				
13. Thermometer properly placed.....	✓					at the repair shop
14. Clock in good repair.....	✓					
15. Flags properly displayed.....	✓					
16. Textbooks and supplementary readers.....	✓					
<b>III. TEACHER</b>						
1. General Training.....	✓					
2. Training and Experience in Rural Fields.....	✓					4 yrs. in rural 3 yrs in county
3. Professional Interest and Growth.....	✓					Make effort to keep up in all professional interest
<b>IV. CURRICULUM</b>						
1. Correlation of Subject Matter.....	✓					
2. Pupil Activities.....	✓					
3. Subject matter made meaningful.....	✓					
4. Follows State and County Plans.....	✓					
5. Health & Phys. Ed. Program.....	✓					
<b>V. COMMUNITY RELATIONS</b>						
1. School a Community Center.....						
2. P.T.A. or Community Club.....	✓					P.T.A.
<b>VI. GENERAL ESTIMATE OF SCHOOL</b>						
<b>VII. DESIRABLE FEATURES</b>						
Are there indoor toilets? <u>No</u>	What type? <u>outside - boys and girls</u>					
Does school have a radio? <u>No</u>	Artificial lighting? <u>Yes</u>					
Warm lunch program? <u>partly</u>	Explain <u>heat what children bring in cold weather.</u>					
Special health program? <u>Yes</u>	Explain <u>Check on practicing health rules.</u>					
Are there insect screens for doors and windows? <u>No</u>	Explain <u>Examination of children.</u>					

Improvements Since Last Year

Thorough cleaning but material unavailable for needed repairs.  
 Needed Improvements

Toilets, floors need refinishing, furnace radiators, screens.  
 Status last year: R. ✓ PR. \_\_\_\_\_ Non. R. \_\_\_\_\_ Date: Feb. 1, 1944  
 Signed: Mildred Herren Signed: P. W. Duckels  
 Teacher Clerk of Board

Action Recommended: R. \_\_\_\_\_ PR. \_\_\_\_\_ Non. R. \_\_\_\_\_ Approved for: R. \_\_\_\_\_ PR. \_\_\_\_\_ Non. R. \_\_\_\_\_

Signed: \_\_\_\_\_ Signed: \_\_\_\_\_

Co. Supt. of Schools

Asst. Supt. of Pub. Inst.