

Shipman Elementary

#148



Shipman No. 178, 8-9.
1913

Report of Classification, Standing, Advancement and Attendance

Of School in District No. 148 Township of Shipman County of Macoupin

For the time commencing Sept. 3, 1906, and ending May 7, 1907,

All rights reserved.

Copyright by W. M. Welch.

THIS MARGIN FOR BINDING

Failure to file this Report in the Superintendent's Office will be entered in his Record against the Teacher as Dereliction of Duty.

This reporting sheet corresponds to a page of your Classification Register (not Attendance Register); please fill it out with ink from your Classification Register and return to me at the end of the last month of the term. It will be kept for public inspection. Study the plan given below and follow it accurately. If you have not a Classification Register in your School let me know at once; also inform the President of your School Board or your Director.

The Register can be obtained at the County Superintendent's office.

Please endeavor to have a Register provided for your school at once, so that all the schools may be classified before the end of the term.

How to Classify Your School in the Classification Register.

1st. Read the course of study carefully; notice the number of grades and the work that each grade includes.

2d. Ascertain in which grade of the Course each pupil has most of his work, and classify him in that grade. If he has not all of his studies in this grade, mark the grade in which such other studies are found, under the headings for these respective studies. (See sample form in Register.)

3d. When a pupil has completed a study and passed a satisfactory examination, credit him with it in the column of "Studies Completed this Term," also record it in the "Record of Studies Completed," in the back part of the Register. This record should show every study which each pupil completes, until he finishes the course and graduates from the district school. The graduating of classes is one of the greatest incentives that can be used in keeping pupils from "dropping out" of school. Diplomas for graduation will be furnished by the County Superintendent for all pupils who finish the course of study.

4th. The "Syllabus of Classes" shows every class in each study, and the pupils (indicated by numbers) belonging to it, also the pages canvassed by each class during the term. The names of pupils belonging to each class may be found by referring to the names, corresponding to each number, in the column of "Names of Pupils."

5th. The first classification of any school is the most difficult, and should be made with much care. Succeeding teachers should not change the classification left by their predecessors without good reason.

6th. The classification as left by each teacher should show the status of each pupil at the close of each term each being classified in the grade which he has just finished.

7th. A pupil changing from one school to any other in which this Register is used, may receive from his teacher a certificate of his standing, which will enable the teacher whose school he enters to classify him without examination.

8th. Certificates of Promotion and Monthly Reports to Parents may be found to be valuable helps.

9th. Be just and fair in your markings, neither too high nor too low, so as to avoid clashing of opinion by successive teachers.

Write Answers to the following Questions:

Is your daily program posted up in your school room? Yes.

Do you make daily preparation for your work? Yes.

Do you give Oral Language Lessons to the First and Second Reader classes, and have them write from ten to twenty minutes daily?

Yes
Do you spend at least fifteen minutes daily in giving special drills in writing to all grades?

I have 1st and 2d only.
Do you have those in the Third and Fourth Reader grades write at least one letter each week besides other language work?

Do you give Number Work to the lower grades daily? Yes.

Do you try to decorate your school room? Yes.

All persons are warned against making or publishing this blank, or any modification of it, as it belongs to a series consisting of "Welch's System of Supervision," and is under copyright.

TEACHER'S REMARKS TO SUPERINTENDENT

(NOTE.—State what your school needs in apparatus, blackboards, etc.; also give the names of pupils not provided with books, naming the books needed. Suggest wherein the County Superintendent can co-operate with you for the advancement of your school, etc.)

TEACHER'S SUMMARY REPORT

ITEMS OF REPORT	Boys	Girls	Total
No. pupils enrolled	32	21	53
No. non-resident pupils enrolled .	1	1	2
Total No. days attendance	6813		
Average daily attendance	42		
Total No. days absence	1670		
No. cases tardiness	75		
No. neither tardy nor absent . . .	2		

Value of school apparatus.....

No. volumes in library.....

No. living trees on ground.....

Whole No. of daystaught.....167

Compensation of teacher per month.....\$ 40.

Average cost of tuition per month for each pupil.....

Percentage of Attendance.....80

I CERTIFY THAT THE ABOVE AND WITHIN REPORTS ARE CORRECT

Teacher Minnie F. Brinkman

District No. 148

Township Shipman

DAILY PROGRAM

FORENOON SESSION			
Time Begins	Length in Minutes	Class	BRANCHES
9:10	10	C	Opening Singing
9:30	20	B	Reading
9:50	20	A	"
10:10	20		Writing
	15		Recess
10:45	25	C	Numbers.
11:10	25	B	"
11:30	25	A	"

AFTERNOON SESSION			
Time Begins	Length in Minutes	Class	BRANCHES
1:10	20	C	Opening Singing
1:30	20	B	Reading
1:50	20	A	"
2:10	20		Physiology
			Recess.
3:45	15		General Exercises
3:00	20	C	Spelling
3:20	20	B	"
3:40	20	A	"

Industrial work interspersed
Drawing interspersed.

Of School in District No. 148 Township of Shipman County of Macoupin
For the Term commencing Sept. 1 1907, and ending Oct. 31 1907,

All rights reserved.

Copyright by W. M. Welch.

Carolyn G. Cole Teacher						BRANCHES												SYLLABUS OF CLASSES						
NUMBER	NAMES OF PUPILS	Age	Days Present	Year	Month	Orthography	Reading	Writing	Arithmetic	Geography	Language	Grammar	Composition	History U. S.	Physiology	Civil Govt.	Music	Class	Grade	Pupils Each Class (By Numbers)	Text Book Used	Pages Canvassed		
																						From	To	
1.	Bertie Gillespie	9	41½	2	2	92	97	95	90		92				80						ORTHOGRAPHY			
2.	Harry Kelsey	8	36	2	1	82	90	92	90		80				88									
3.	Ralph Olmsted	7	38½	2	2	90	92	94	90		87				94									
4.	Florence Kahl	8	44	2	2	85	92	97	100		93				95									
5.	Helen Schultz	7	41½	2	1	90	97	95	100		88				93						Baldwin			
6.	Hugh Waldron	9	44	2	2	100	90	92	94		88				90						READING			
7.	Melville Schultz	7	40	2	2	92	94	90	95		90				88									
8.	Gussie Stouffe	7	36	2	1	70	93	85	90		70				80									
9.	Ada Griffin	7	37	2	2	88	96	90	60		68				70									
10.	Louisa Kahl	7	44	2	2	70	88	92	72		70				75									
11.	Frances Groves	9	36	2	2	80	93	96	70		75				84						WRITING			
12.	Cecil Strahan	9	44	2	1	80	87	90	98		88				88									
13.	Orie Harrington	9	37½	2	2	75	90	94	98		80				87									
14.	Earle Anderson	8	36	2	2	65	90	95	60		60				60									
15.	Elliot Crays	12	24½	2	2																			
16.	Edgar Fritz	10	34	2	2	60	88	96	60		60				60									
17.	Marion Miller	8	18	2	2	90	92	93	95		92				91						ARITHMETIC			
18.	Ruth Smith	9	27	2	2	75	78	80	82		77				85									
19.	Echel Highfill	7	43	1	2	94	92	95	80		92													
20.	Myrtle Kirby	7	44	1	2	98	96	95	70		90													
21.	Olen Eddington	9	40	1	2	85	88	94	98		80													
22.	Oscar Wiegand	7	44	1	2	98	96	94	90		93													
23.	Helen Travers	7	19	1	2	80	90	93	78		90										GEOGRAPHY			
24.	Frank Shaw	8	4	1	2																			
25.	Dorothy Archer	6	39	1	2	80	92	90	100		95													
26.	Claude Moran	6	38	1	2	75	90	92	70		80													
27.	John Burgoyne	7	33	1	2	65	90	90	70		85													
28.	Paul Strahan	6	38	1	2	70	80	75	70		85													
29.	Howard Groves	7	33	1	2	90	95	93	85		90										LANGUAGE			
30.	Earle Fritz	6	34	1	2	70	72	75	70		80													
31.	Nellie Bosomworth	6	34	1	2	90	93	92	85		95													
32.	Howard Harrington	7	31	1	2	88	87	86	85		93										GRAMMAR			
33.	Tommy Howerton	7	33	1	2	82	80	90	85		90													
34.	Calista Kuhlenskamp	6	36	1	2	92	90	94	92		94													
35.	Everet Kahl	7	44	1	2	90	90	94	92		95										COMPOSITION			
36.	Lester Kahl	7	30	1	2	78	92	90	80		82													
																					HISTORY			
																			</					

Failure to file this Report in the Superintendent's Office will be entered in his Record against the Teacher as Dereliction of Duty.

This reporting sheet corresponds to a page of your Classification Register (*not Attendance Register*); please fill it out with ink from your Classification Register and return to me at the end of the last month of the term. It will be kept for public inspection. Study the plan given below and follow it accurately. If you have not a Classification Register in your School *let me know at once*; also inform the President of your School Board or your Director.

The Register can be obtained at the County Superintendent's office.

Please endeavor to have a Register provided for your school *at once*, so that all the schools may be classified before the end of the term.

How to Classify Your School in the Classification Register.

1st. Read the course of study carefully; notice the number of grades and the work that each grade includes.

2d. Ascertain in which grade of the Course each pupil has *most* of his work, and classify him in that grade. If he has not all of his studies in this grade, mark the grade in which such other studies are found, under the headings for these respective studies. (See sample form in Register.)

3d. When a pupil has completed a study and passed a satisfactory examination, credit him with it in the column of "Studies Completed this Term," also record it in the "Record of Studies Completed," in the back part of the Register. This record should show every study which each pupil completes, until he finishes the course and graduates from the district school. The graduating of classes is one of the greatest incentives that can be used in keeping pupils from "dropping out" of school. Diplomas for graduation will be furnished by the County Superintendent for all pupils who finish the course of study.

4th. The "Syllabus of Classes" shows every class in each study, and the pupils (indicated by numbers) belonging to it, also the pages canvassed by each class during the term. The names of pupils belonging to each class may be found by referring to the names, corresponding to each number, in the column of "Names of Pupils."

5th. The *first* classification of any school is the most difficult, and should be made with much care. Succeeding teachers should not change the classification left by their predecessors without good reason.

6th. The classification as left by each teacher should show the status of each pupil at the *close* of each term each being classified in the grade which he has just *finished*.

7th. A pupil changing from one school to any other in which this Register is used, may receive from his teacher a certificate of his standing, which will enable the teacher whose school he enters to classify him without examination.

8th. *Certificates of Promotion* and Monthly Reports to Parents may be found to be valuable helps.

9th. Be *just* and *fair* in your markings, neither too high nor too low, so as to avoid clashing of opinion by successive teachers.

Write Answers to the following Questions:

Is your daily program posted up in your school room? Yes

Do you make *daily* preparation for your work? Yes

Do you give Oral Language Lessons to the First and Second Reader classes, and have them write from ten to twenty minutes daily? Yes

Do you spend at least fifteen minutes daily in giving special drills in writing to all grades? I do

Do you have those in the Third and Fourth Reader grades write at least one letter each week besides other language work? _____

Do you give Number Work to the lower grades daily? Yes

Do you try to decorate your school room? Yes

All persons are warned against making or publishing this blank, or any modification of it, as it belongs to a series consisting of "Welch's System of Supervision," and is under copyright.

TEACHER'S REMARKS TO SUPERINTENDENT

(NOTE.—State what your school needs in apparatus, blackboards, etc.; also give the names of pupils not provided with books, naming the books needed. Suggest wherein the County Superintendent can co-operate with you for the advancement of your school, etc.)

TEACHER'S SUMMARY REPORT

ITEMS OF REPORT	Boys	Girls	Total
No. pupils enrolled	21	15	36
No. non-resident pupils enrolled .	1		1
Total No. days attendance	736½	540	1276½
Average daily attendance	16.7+	12.2+	28.9+
Total No. days absence	188	120	308
No. cases tardiness	5	3	8
No. neither tardy nor absent . . .	3	2	5

Value of school apparatus _____

No. volumes in library _____

No. living trees on ground _____

Whole No. of days taught 44

Compensation of teacher per month \$40.

Average cost of tuition per month for each pupil \$1

Percentage of Attendance _____

I CERTIFY THAT THE ABOVE AND WITHIN REPORTS ARE CORRECT

Teacher Carolyn G. Cole

District No. 148

Township Shipman

DAILY PROGRAM

FORENOON SESSION			
Time Begins	Length in Minutes	Class	BRANCHES
9.15	20	C	Reading.
9.35	20	B.	Reading.
9.55	20	A.	Reading.
10.15	15		Writing.
10.50	20	C.	numbers.
11.10	20	B.	numbers.
11.30	20	A.	Numbers.
AFTERNOON SESSION			
1.00	20	C.	Reading
1.20	20	B.	Reading
1.40	20	A.	Language.
2.00	30		Construction Work.
2.45	20	C.	Language
3.05	20	A.	Physiology
3.25	20	B.	Language
3.45	15	A.	Spelling

Report of Classification, Standing, Advancement and Attendance

Of School in District No. 148 Township of Shipman County of Macoupin
For the Half-Year commencing Jan. 1 1908, and ending Apr. 30, 1908.

Copyright by W. M. Welch, Chicago. All rights reserved.

Carrie G. Cole

Teacher

BRANCHES

SYLLABUS OF CLASSES

Number	NAMES OF PUPILS	Age	Days Present	Year	Month	Orthography	Reading	Writing	Arithmetic	Geography	Language	Grammar	Composition	History U.S.	History, Illinois	Physiology	Civil Govt.	Agriculture	Class	Grade	Pupils Each Class (by number)	Text Book Used	Pages Canvassed	
																							From	To
1.	Tommy Howerton	7	42	1	8	92	93	80	70												ORTHOGRAPHY			
2.	Anna Ellis	7	21	1	8	95	94	90	70												1, 2, 3, 4, 5, 6, 7, 8, 9, 10, 11			
3.	Nellie Bosomworth	6	40	1	8	95	95	96	88												12, 13, 14, 15, 16, 17, 18, 19, 20, 21.			
4.	Ora Candler	6	51	1	8	90	96	97	90												22, 23, 24, 25, 26, 27, 28, 29, 30, 31.			
5.	Howard Harrington	6	80 1/2	1	8	90	95	80	100												READING Baldwin.			
6.	Calista Kühlenkamp	6	38	1	8	88	92	96	90												1, 2, 3, 4, 5, 6, 7, 8, 9, 10, 11	1st.		
7.	Everet Kahl	7	87	1	8	88	90	92	80												12, 13, 14, 15, 16, 17, 18, 19, 20, 21, 1st.	Jay's		
8.	Earle Fritz	6	65 1/2	1	8	65	60	80	75												22, 23, 24, 25, 26, 27, 28, 29, 30, 31	2nd.		
9.	Howard Groves	7	24	1	8	80	78	85	70															
10.	Robert Miller	6	13	1	8																			
11.	Paul Strahan	6	84	1	8	65	60	64	68												WRITING			
12.	Lester Kahl	7	87	1	8	84	89	90	78												1, 2, 3, 4, 5, 6, 7, 8, 9, 10, 11, 12, 13, 14, 15			
13.	Myrtle Kirby	7	80	1	8	98	100	98	95												16, 17, 18, 19, 20, 21, 22, 23, 24, 25, 26, 27			
14.	Esther Highfill	7	60	1	8	92	97	96	80												ARITHMETIC 28, 29, 30, 31, 32, 33, 34, 35, 36, 37, 38.			
15.	John Burgoyne	7	80	1	8	80	88	85	70												1, 2, 3, 4, 5, 6, 7, 8, 9, 10, 11.			
16.	Oscar Wiegand	7	87	1	8	96	97	90	95												12, 13, 14, 15, 16, 17, 18, 19, 20, 21.			
17.	Lora Challans	7	74 1/2	1	8	96	95	90	86												22, 23, 24, 25, 26, 27, 28, 29, 30, 31, 32, 33, 34, 35, 36, 37, 38.			
18.	Helen Travers	7	43	1	8																			
19.	Claude Moran	6	79 1/2	1	8	88	95	88	80												GEOGRAPHY			
20.	Dorothy Archer	6	70	1	8	96	92	96	100															
21.	Harvey Schrier	7	25	1	8																			
22.	Edgar Fritz	10	64	2	8	35	90	80	60												LANGUAGE			
23.	Gussie Stouffe	7	89	2	8	63	96	90	89												1, 2, 3, 4, 5, 6, 7, 8, 9, 10, 11.			
24.	Louisa Kahl	7	85	2	8	95	97	98	80												12, 13, 14, 15, 16, 17, 18, 19, 20, 21.			
25.	Ada Giffin	7	78	2	8	45	96	95	60												22, 23, 24, 25, 26, 27, 28, 29, 30, 31, 32, 33, 34, 35, 36, 37, 38.			
26.	Ralph Olmsted	7	63	2	8	97	98	98	100												GRAMMAR			
27.	Harry Kelsey	8	66	2	8	90	92	94	94															
28.	Bertie Gillespie	9	66	2	8	92	96	98	87												COMPOSITION			
29.	Melville Shultz	7	86	2	8	100	98	92	88															
30.	Florence Kahl	8	87	2	8	93	98	98	100												U. S. HISTORY			
31.	Frances Groves	9	82 1/2	2	8	100	95	96	89															
32.	Helen Shultz	7	79 1/2	2	8	100	98	96	93															
33.	Marion Miller	8	46 1/2	2	8	95	98	98	98												HISTORY OF ILLINOIS			
34.	Cecil Strahan	9	83 1/2	2	8	89	96	95	90															
35.	Hugh Waldron	9	70 1/2	2	8	95	92	94	96												PHYSIOLOGY			
36.	Earle Anderson	8	81 1/2	2	8	80	94	96	60												22, 23, 24, 25, 26, 27, 28, 29			
37.	Elliot Crays	12	27 1/2	2	8																30, 31, 32, 33, 34, 35, 36, 37, 38.			
38.	Orie Harrington	9	81 1/2	2	8	92	93	98	95												CIVIL GOVERNMENT			
																					AGRICULTURE			
																					DRAWING			

Failure to file this Report in the Superintendent's Office will be entered in his Record against the Teacher as Dereliction of Duty.

This reporting sheet corresponds to a page of your Classification Register (*not Attendance Register*); please fill it out with ink from your Classification Register and return it to me at the end of the last month of the term. It will be kept for public inspection. Study the plan given below and follow it accurately. If you have not a Classification Register in your School *let me know at once*; also inform the President of your School Board or your Director.

The Register can be obtained at the County Superintendent's office.

Please endeavor to have a Register provided for your school *at once*, so that all the schools may be classified before the end of the term.

How to Classify Your School in the Classification Register.

1st. Read the course of study carefully; notice the number of grades and the work that each grade includes.

2d. Ascertain in which grade of the Course each pupil has *most* of his work, and classify him in that grade. If he has not all of his studies in this grade, mark the grade in which such other studies are found, under the headings for these respective studies. (See sample form in Register.)

3d. When a pupil has completed a study and passed a satisfactory examination, credit him with it in the column of "Studies Completed this Term," also record it in the "Record of Studies Completed," in the back part of the Register. This record should show every study which each pupil completes, until he finishes the course and graduates from the district school. The graduating of classes is one of the greatest incentives that can be used in keeping pupils from "dropping out" of school. Diplomas for graduation will be furnished by the County Superintendent for all pupils who finish the course of study.

4th. The "Syllabus of Classes" shows every class in each study, and the pupils (indicated by numbers) belonging to it, also the pages canvassed by each class during the term. The names of pupils belonging to each class may be found by referring to

the names, corresponding to each number, in the column of "Names of Pupils."

5th. The *first* classification of any school is the most difficult, and should be made with much care. Succeeding teachers should not change the classification left by their predecessors without good reason.

6th. The classification as left by each teacher should show the status of each pupil at the *close* of each term each being classified in the grade which he has just *finished*.

7th. A pupil changing from one school to any other in which this Register is used, may receive from his teacher a certificate of his standing, which will enable the teacher whose school he enters to classify him without examination.

8th. *Certificates of Promotion* and Monthly Reports to Parents may be found to be valuable helps.

9th. Be *just* and *fair* in your markings, neither too high nor too low, so as to avoid clashing of opinion by successive teachers.

Write Answers to the following Questions:

Is your daily program posted up in your school room? It is.

Do you make *daily* preparation for your work? Yes.

Do you give Oral Language Lessons to the First and Second Reader classes, and have them write from ten to twenty minutes daily? Yes.

Do you spend at least fifteen minutes daily in giving special drills in writing to all grades? Yes.

Do you have those in the Third and Fourth Reader grades write at least one letter each week besides other language work?

Do you give Number Work to the lower grades daily? I do.

Do you try to decorate your school room? Yes.

All persons are warned against making or publishing this blank, or any modification of it, as it belongs to a series consisting of "Welch's System of Supervision," and is under copyright.

Teacher's Remarks to Superintendent

(NOTE—State what your school needs in apparatus, blackboards, etc.; also give the names of pupils not provided with books, naming the books needed. Suggest wherein the County Superintendent can co-operate with you for the advancement of your school, etc.)

TEACHER'S SUMMARY REPORT

ITEMS OF REPORT	Boys	Girls	Total
No. pupils enrolled - -	21	17	38
No. non-resident pupils enrolled	1	1	2
Total No. days attendance -	1390	1063	2453
Average daily attendance -	16	12+	28+
Total No. days absence -	437	416	853
No. cases tardiness - -	35	32	67
No. neither tardy nor absent -	3	1	4

Value of school apparatus

No. volumes in library

No. living trees on ground

Whole No. of days taught 87

Compensation of teacher per month \$40.

Average cost of tuition per month per pupil \$1.

Percentage of Attendance 74+

I CERTIFY THAT THE ABOVE AND WITHIN REPORTS ARE CORRECT

Teacher Carrie G. Cole

District No. 148

Township Shipman

Copyright by W. M. Welch

DAILY PROGRAM

FORENOON SESSION			
Time Begins	Length in Minutes	Class	BRANCHES
9.15	20	C.	Reading.
9.35	20	B.	Reading.
9.55	20	A.	Reading.
10.15	15		Writing.
			Recess.
10.50	20	C	numbers.
11.10	20	B.	numbers.
11.35	20	A	numbers.
AFTERNOON SESSION			
1.05	20	C.	Reading.
1.25	20	B.	Reading.
1.45	20	A.	Language.
2.05	25		Construction work.
2.45	20	C	Language.
3.05	20	A	Physiology.
3.25	20	B.	Language.
3.45	15	A	Spelling.

Report of Classification, Standing, Advancement and Attendance.

Of School in District No. 148 Township of Shipman County of Macoupin
For the Term commencing September 3, 1907, and ending May 7, 1907;
Copyrighted and published by W. M. Welch Company, Chicago. All rights reserved. Copyright by W. M. Welch.

Teacher						BRANCHES												SYLLABUS OF CLASSES						
NUMBER	NAMES OF PUPILS	Age	Days Present	Year	Month	Orthography	Reading	Writing	Arithmetic	Geography	Language	Grammar	Composition	History	Physiology	Civil Govt.	Music	Class	Grade	Pupils Each Class (By Numbers)	Text Book Used	Pages Canvassed		
																						From	To	
1	Norman Anderson	14	69	5	4	76	91	93	93									A	5	ORTHOGRAPHY		Baldwin's Natural	A class	
2	Wesley Kulenkamp	13	67	5	4	80	79	90	87									A	5	1-42			5 yr.	
3	Velva Loper	12	88	5	4	100	98	94	100									A	5				B. Class	
4	Lulu Maxiner	11	92	5	4	88	90	90	92									A	5				4 yr.	
5	Jessie Simpson	10	92	5	4	100	98	96	98									A	5					
6	Gladys Shultz	9	88	5	4	100	97	92	95									A	5	READING				
7	Charles Cope	11	87	5	4	88	91	92	85									A	5	1-42				
8	Vida Watkins	12	91	5	4	76	80	94	50		65							A	5					
9	Albert Shultz	11	92	5	4	76	94	93	98		97							A	5					
10	Mary Sweet	11	90	5	4	100	97	97	98		100							A	5					
11	Irma Smith	11	92	5	4	100	98	95	100		99							A	5	WRITING		Medial Stars		
12	Beatrice Lockyer	12	78	5	4	100	100	97	100		99							A	5	1-42			B, 4, 5	
13	Reba Clark	13	79	5	4	100	96	97	96		97							A	5				book.	
14	Leona Kahl	11	92	5	4	100	94	94	95		92							A	5					
15	Herbert Preston	12	88	5	4	100	94	94	84		97							A	5					
16	Lowell Strahan	11	89	4	4	77	85	80	30	90	52		72					B	4					
17	Lucy Kahl	8	92	4	4	95	92	95	85	88	93		91					B	4	ARITHMETIC				
18	Hattie Watkins	10	92	4	4	95	93	98	98	94	97		96					B	4				Milnes Elementary	
19	Sarah Mitchell	9	92	4	4	91	90	90	92	76	88		85					B	4	34-42			C. Class to	
20	Walter Duffey	11	84	4	4	83	96	90	99	80	100		92					B	4				Long division	
21	Nerman Kahl	10	92	4	4	92	96	90	100	92	98		97					B	4	16-33			B class to frac-	
22	Harvey Belts	11	91	4	4	80	93	85	97	75	80		97					B	4				tions.	
23	Dollie Morgan	11	77	4	4	95	97	93	89	100	95		97					B	4	1-16			A. class frac-	
24	Bertha Shultz	9	92	4	4	91	95	92	93	86	100		97					B	4			Natural		
25	Susie Harrington	9	81	4	4	87	93	80	93	78	92		89					B	4	16-33		4 yr Oral.		
26	Charles Olmsted	10	88	4	4	87	90	90	90	95	90		99					B	4	1-16		5 yr. to Europe		
27	Thirsa Moore	9	85	4	4	94	92	92	100	93	99		95					B	4					
28	Nerbert Stone	9	92	4	4	88	90	92	94	80	95		95					B	4					
29	Ferne Travers	10	74	4	4	93	98	97	100	100	100		100					B	4	LANGUAGE				
30	Mildred Deahl	10	90	4	4	91	97	97	97	80	100		94					B	4	34-42		Mother Tongue.		
31	Sarah Miller	9	90	4	4	92	96	92	94	95	96		98					B	4			C class first 1/2		
32	Clarence Bosomworth	10	92	4	4	93	97	94	85	97	97		95					B	4	GRAMMAR		part I.		
33	Joseph Conrad	11	92	4	4	80	80	80	85	70	92		80					B	4	16-33		B class second		
34	William Mann	13	91	3	4	77	98	97	98		92							C	3			1/2 part I.		
35	Cleda Nenson	11	89	3	4	76	85	90	81		79							C	3	1-16		COMPOSITION		
36	Louis Anderson	9	71	3	4	76	94	95	95		93							C	3			A class part.		
37	Lester Fritz	10	81	3	4	88	96	95	85		87							C	3			II.		
38	Emery Kahl	10	92	3	4	80	93	92	95		93							C	3					
39	Ervin Kulenkamp	11	80	3	4	80	91	93	97		89							C	3	HISTORY				
40	Aida Sweet	9	91	3	4	88	100	94	99		91							C	3					
41	Nellie Burgoyne	9	88	3	4	100	91	93	92		89							C	3					
42	Bryan Waldron	9	87	3	1	96	94	90	97		81							C	3					
																					PHYSIOLOGY		16-33	
																						Childs Book of health		
																						B class finish		
																					CIVIL GOVERNMENT		book.	
																					MUSIC			

Failure to file this Report in the Superintendent's Office will be entered in his Record against the Teacher as Dereliction of Duty.

This reporting sheet corresponds to a page of your Classification Register (not Attendance Register); please fill it out with ink from your Classification Register and return to me at the end of the last month of the term. It will be kept for public inspection. Study the plan given below and follow it accurately. If you have not a Classification Register in your School let me know at once; also inform the President of your School Board or your Director.

The Register can be obtained at the County Superintendent's office.

Please endeavor to have a Register provided for your school at once, so that all the schools may be classified before the end of the term.

How to Classify Your School in the Classification Register.

1st. Read the course of study carefully; notice the number of grades and the work that each grade includes.

2d. Ascertain in which grade of the Course each pupil has most of his work, and classify him in that grade. If he has not all of his studies in this grade, mark the grade in which such other studies are found, under the headings for these respective studies. (See sample form in Register.)

3d. When a pupil has completed a study and passed a satisfactory examination, credit him with it in the column of "Studies Completed this Term," also record it in the "Record of Studies Completed," in the back part of the Register. This record should show every study which each pupil completes, until he finishes the course and graduates from the district school. The graduating of classes is one of the greatest incentives that can be used in keeping pupils from "dropping out" of school. Diplomas for graduation will be furnished by the County Superintendent for all pupils who finish the course of study.

4th. The "Syllabus of Classes" shows every class in each study, and the pupils (indicated by numbers) belonging to it, also the pages canvassed by each class during the term. The names of pupils belonging to each class may be found by referring to the names, corresponding to each number, in the column of "Names of Pupils."

5th. The first classification of any school is the most difficult, and should be made with much care. Succeeding teachers should not change the classification left by their predecessors without good reason.

6th. The classification as left by each teacher should show the status of each pupil at the close of each term each being classified in the grade which he has just finished.

7th. A pupil changing from one school to any other in which this Register is used, may receive from his teacher a certificate of his standing, which will enable the teacher whose school he enters to classify him without examination.

8th. Certificates of Promotion and Monthly Reports to Parents may be found to be valuable helps.

9th. Be just and fair in your markings, neither too high nor too low, so as to avoid clashing of opinion by successive teachers.

Write Answers to the following Questions:

Is your daily program posted up in your school room? It is.

Do you make daily preparation for your work? I do.

Do you give Oral Language Lessons to the First and Second Reader classes, and have them write from ten to twenty minutes daily?

Do not have those grades.

Do you spend at least fifteen minutes daily in giving special drills in writing to all grades? I do.

Do you have those in the Third and Fourth Reader grades write at least one letter each week besides other language work? Have letters written.

Do you give Number Work to the lower grades daily? In the grades I have.

Do you try to decorate your school room? I do.

All persons are warned against making or publishing this blank, or any modification of it, as it belongs to a series consisting of "Welch's System of Supervision," and is under copyright.

TEACHER'S REMARKS TO SUPERINTENDENT

(NOTE.—State what your school needs in apparatus, blackboards, etc.; also give the names of pupils not provided with books, naming the books needed. Suggest wherein the County Superintendent can co-operate with you for the advancement of your school, etc.)

TEACHER'S SUMMARY REPORT

ITEMS OF REPORT	Boys	Girls	Total
No. pupils enrolled	19	23	42
No. non-resident pupils enrolled .		1	1
Total No. days attendance	864	884	1748
Average daily attendance	12.18	22.32	39.5
Total No. days absence	93	101	194
No. cases tardiness	76	16	92
No. neither tardy nor absent . . .	3	7	10

Value of school apparatus I do not know.

No. volumes in library I do not know.

No. living trees on ground 11

Whole No. of days taught 92

Compensation of teacher per month \$ 40.00

Average cost of tuition per month for each pupil 95

Percentage of Attendance 94+

I CERTIFY THAT THE ABOVE AND WITHIN REPORTS ARE CORRECT

Teacher Julia M. Cole

District No. 148

Township Shipman

DAILY PROGRAM

FORENOON SESSION			
Time Begins	Length in Minutes	Class	BRANCHES
9	15		Opening.
9.15	20	C.	Reading
9.20	20	B	Reading
9.40	25	A	Reading
10.10	20		Writing
10.30	15		Recess.
10.45	20		C. arithmetic
11.5	20		B arithmetic.
11.25	11.45		A arithmetic.
11.50	1		noon.
AFTERNOON SESSION			
1	15		Opening
1.50	1.35	20	C. Language.
1.35	2.0	B	B. Language.
1.55	2.0	A	A. Language.
1.15	1.5	B.	Physiology.
1.30	15		Recess.
1.45	15	C	Spelling
3.	20	A	Spelling
3.20	25	B	Geography +
3.50			Spelling.
			Dismissal

Report of Classification, Standing, Advancement and Attendance

Of School in District No. 148 Township of Shipman County of Macoupin
For the Term commencing Sept 2 1907, and ending 1908
Copyrighted and published by W. M. Welch Company, Chicago. All rights reserved. Copyright by W. M. Welch.

Teacher						BRANCHES										SYLLABUS OF CLASSES																
NUMBER	NAMES OF PUPILS	Age	Days Present	Year	Month	Orthography	Reading	Writing	Arithmetic	Geography	Language	Grammar	Composition	History U. S.	Physiology	Civil Govt.	Music	Class	Grade	Pupils Each Class (By Numbers)	Text Book Used	Pages Canvassed										
																						From	To									
1	Mamie Stouffe,	13	33	6	Sec	76															ORTHOGRAPHY											
2	Charlie Leope,	12	40	"	"	87																										
3	Albert Skultz,	12	42	"	"	88																										
4	Reba Clark,	14	40	"	"	92																										
5	Velva Loper,	13	37	"	"	90																										
6	Herbert Preston,	10	42	"	"	90																										
7	Irma Smith,	12	41	"	"	96																										
8	Gladys Skultz,	10	42	"	"	99																										
9	Leona Kahl,	12	41	"	"	92																										
10	Beatrice Lockyer,	12	20	"	"	87																										
11	Jessie Simpson	11	42	"	"	95																										
12	Lulu Maximer	12	42	"	"	100																										
13	Wesley Kulkamp	14	35	"	"	94																										
14	Roy "	13	12	"	"	98																										
15	Norman Anderson	15	12	"	"	92																										
16	Jessie Candler,	12	23	"	"	96																										
17	Frank Eddington,	13	25	"	"	90																										
18	Irene Deahl,	14	41	"	"	95																										
19	Ralph Clark,	14	38	"	"	90																										
20	Grace Eddington,	14	33	"	"	90																										
21	Grace Simpson,	13	42	"	"	90																										
22	Ruth Quirk,	14	37	"	"	94																										
23	Freeman Sweet,	12	42	"	"	90																										
24	Florence Schrier,	13	22	"	"	90																										
25	Elizabeth Olmsted,	13	42	"	"	95																										
26	Otto Miller,	13	42	"	"	95																										
27	Mellie Kelsey,	13	42	"	"	95																										
28	Colonel Anderson,	16	20	"	"	90																										
29	Sara Stone,	12	42	"	"	90																										
30	Walter Sweet,	14	42	"	"	90																										
31	Clarence Maximer	14	42	"	"	90																										
32	Jennie Anderson,	13	32	"	"	90																										
																					ORTHOGRAPHY	READING	WRITING	ARITHMETIC	GEOGRAPHY	LANGUAGE	GRAMMAR	COMPOSITION	HISTORY	PHYSIOLOGY	CIVIL GOVERNMENT	MUSIC
																					ORTHOGRAPHY	READING	WRITING	ARITHMETIC	GEOGRAPHY	LANGUAGE	GRAMMAR	COMPOSITION	HISTORY	PHYSIOLOGY	CIVIL GOVERNMENT	MUSIC
																					ORTHOGRAPHY	READING	WRITING	ARITHMETIC	GEOGRAPHY	LANGUAGE	GRAMMAR	COMPOSITION	HISTORY	PHYSIOLOGY	CIVIL GOVERNMENT	MUSIC
																					ORTHOGRAPHY	READING	WRITING	ARITHMETIC	GEOGRAPHY	LANGUAGE	GRAMMAR	COMPOSITION	HISTORY	PHYSIOLOGY	CIVIL GOVERNMENT	MUSIC
																					ORTHOGRAPHY	READING	WRITING	ARITHMETIC	GEOGRAPHY	LANGUAGE	GRAMMAR	COMPOSITION	HISTORY	PHYSIOLOGY	CIVIL GOVERNMENT	MUSIC
																					ORTHOGRAPHY	READING	WRITING	ARITHMETIC	GEOGRAPHY	LANGUAGE	GRAMMAR	COMPOSITION	HISTORY	PHYSIOLOGY	CIVIL GOVERNMENT	MUSIC
																					ORTHOGRAPHY	READING	WRITING	ARITHMETIC	GEOGRAPHY	LANGUAGE	GRAMMAR	COMPOSITION	HISTORY	PHYSIOLOGY	CIVIL GOVERNMENT	MUSIC
																					ORTHOGRAPHY	READING	WRITING	ARITHMETIC	GEOGRAPHY	LANGUAGE	GRAMMAR	COMPOSITION	HISTORY	PHYSIOLOGY	CIVIL GOVERNMENT	MUSIC
																					ORTHOGRAPHY	READING	WRITING	ARITHMETIC	GEOGRAPHY	LANGUAGE	GRAMMAR	COMPOSITION	HISTORY	PHYSIOLOGY	CIVIL GOVERNMENT	MUSIC
																					ORTHOGRAPHY	READING	WRITING	ARITHMETIC	GEOGRAPHY	LANGUAGE	GRAMMAR	COMPOSITION	HISTORY	PHYSIOLOGY	CIVIL GOVERNMENT	MUSIC
																					ORTHOGRAPHY	READING	WRITING	ARITHMETIC	GEOGRAPHY	LANGUAGE	GRAMMAR	COMPOSITION	HISTORY	PHYSIOLOGY	CIVIL GOVERNMENT	MUSIC
																					ORTHOGRAPHY	READING	WRITING	ARITHMETIC	GEOGRAPHY	LANGUAGE	GRAMMAR	COMPOSITION	HISTORY	PHYSIOLOGY	CIVIL GOVERNMENT	MUSIC
																					ORTHOGRAPHY	READING	WRITING	ARITHMETIC	GEOGRAPHY	LANGUAGE	GRAMMAR	COMPOSITION	HISTORY	PHYSIOLOGY	CIVIL GOVERNMENT	MUSIC
																					ORTHOGRAPHY	READING	WRITING	ARITHMETIC	GEOGRAPHY	LANGUAGE	GRAMMAR	COMPOSITION	HISTORY	PHYSIOLOGY	CIVIL GOVERNMENT	MUSIC
																					ORTHOGRAPHY	READING	WRITING	ARITHMETIC	GEOGRAPHY	LANGUAGE	GRAMMAR	COMPOSITION	HISTORY	PHYSIOLOGY	CIVIL GOVERNMENT	MUSIC
																					ORTHOGRAPHY	READING	WRITING	ARITHMETIC	GEOGRAPHY	LANGUAGE	GRAMMAR	COMPOSITION	HISTORY	PHYSIOLOGY	CIVIL GOVERNMENT	MUSIC
																					ORTHOGRAPHY	READING	WRITING	ARITHMETIC	GEOGRAPHY	LANGUAGE	GRAMMAR	COMPOSITION	HISTORY	PHYSIOLOGY	CIVIL GOVERNMENT	MUSIC
																					ORTHOGRAPHY	READING	WRITING	ARITHMETIC	GEOGRAPHY	LANGUAGE	GRAMMAR	COMPOSITION	HISTORY	PHYSIOLOGY	CIVIL GOVERNMENT	MUSIC
																					ORTHOGRAPHY	READING	WRITING	ARITHMETIC	GEOGRAPHY	LANGUAGE	GRAMMAR	COMPOSITION	HISTORY	PHYSIOLOGY	CIVIL GOVERNMENT	MUSIC
																					ORTHOGRAPHY	READING	WRITING	ARITHMETIC	GEOGRAPHY	LANGUAGE	GRAMMAR	COMPOSITION	HISTORY	PHYSIOLOGY	CIVIL GOVERNMENT	MUSIC
																					ORTHOGRAPHY	READING	WRITING	ARITHMETIC	GEOGRAPHY	LANGUAGE	GRAMMAR	COMPOSITION	HISTORY	PHYSIOLOGY	CIVIL GOVERNMENT	MUSIC
																					ORTHOGRAPHY	READING	WRITING	ARITHMETIC	GEOGRAPHY	LANGUAGE	GRAMMAR	COMPOSITION	HISTORY	PHYSIOLOGY	CIVIL GOVERNMENT	MUSIC
																					ORTHOGRAPHY	READING	WRITING	ARITHMETIC	GEOGRAPHY	LANGUAGE	GRAMMAR	COMPOSITION	HISTORY	PHYSIOLOGY	CIVIL GOVERNMENT	MUSIC
																					ORTHOGRAPHY	READING	WRITING	ARITHMETIC	GEOGRAPHY	LANGUAGE	GRAMMAR	COMPOSITION	HISTORY	PHYSIOLOGY	CIVIL GOVERNMENT	MUSIC
																					ORTHOGRAPHY	READING	WRITING	ARITHMETIC	GEOGRAPHY	LANGUAGE	GRAMMAR	COMPOSITION	HISTORY	PHYSIOLOGY	CIVIL GOVERNMENT	MUSIC
																					ORTHOGRAPHY	READING	WRITING	ARITHMETIC	GEOGRAPHY	LANGUAGE	GRAMMAR	COMPOSITION	HISTORY	PHYSIOLOGY	CIVIL GOVERNMENT	MUSIC
																					ORTHOGRAPHY	READING	WRITING	ARITHMETIC	GEOGRAPHY	LANGUAGE	GRAMMAR	COMPOSITION	HISTORY	PHYSIOLOGY	CIVIL GOVERNMENT	MUSIC
																					ORTHOGRAPHY	READING	WRITING	ARITHMETIC	GEOGRAPHY	LANGUAGE	GRAMMAR	COMPOSITION	HISTORY	PHYSIOLOGY	CIVIL GOVERNMENT	MUSIC
																					ORTHOGRAPHY	READING	WRITING	ARITHMETIC	GEOGRAPHY	LANGUAGE	GRAMMAR	COMPOSITION	HISTORY	PHYSIOLOGY	CIVIL GOVERNMENT	MUSIC
																					ORTHOGRAPHY	READING	WRITING	ARITHMETIC	GEOGRAPHY	LANGUAGE	GRAMMAR	COMPOSITION	HISTORY	PHYSIOLOGY	CIVIL GOVERNMENT	MUSIC
																					ORTHOGRAPHY	READING	WRITING	ARITHMETIC	GEOGRAPHY	LANGUAGE	GRAMMAR	COMPOSITION	HISTORY	PHYSIOLOGY	CIVIL GOVERNMENT	MUSIC
																					ORTHOGRAPHY	READING	WRITING	ARITHMETIC	GEOGRAPHY	LANGUAGE	GRAMMAR	COMPOSITION	HISTORY	PHYSIOLOGY	CIVIL GOVERNMENT	MUSIC
																					ORTHOGRAPHY	READING	WRITING	ARITHMETIC	GEOGRAPH							

Failure to file this Report in the Superintendent's Office will be entered in his Record against the Teacher as Dereliction of Duty.

This reporting sheet corresponds to a page of your Classification Register (not Attendance Register); please fill it out with ink from your Classification Register and return to me at the end of the last month of the term. It will be kept for public inspection. Study the plan given below and follow it accurately. If you have not a Classification Register in your School let me know at once; also inform the President of your School Board or your Director.

The Register can be obtained at the County Superintendent's office.

Please endeavor to have a Register provided for your school at once, so that all the schools may be classified before the end of the term.

How to Classify Your School in the Classification Register.

1st. Read the course of study carefully; notice the number of grades and the work that each grade includes.

2d. Ascertain in which grade of the Course each pupil has most of his work, and classify him in that grade. If he has not all of his studies in this grade, mark the grade in which such other studies are found, under the headings for these respective studies. (See sample form in Register.)

3d. When a pupil has completed a study and passed a satisfactory examination, credit him with it in the column of "Studies Completed this Term," also record it in the "Record of Studies Completed," in the back part of the Register. This record should show every study which each pupil completes, until he finishes the course and graduates from the district school. The graduating of classes is one of the greatest incentives that can be used in keeping pupils from "dropping out" of school. Diplomas for graduation will be furnished by the County Superintendent for all pupils who finish the course of study.

4th. The "Syllabus of Classes" shows every class in each study, and the pupils (indicated by numbers) belonging to it, also the pages canvassed by each class during the term. The names of pupils belonging to each class may be found by referring to the names, corresponding to each number, in the column of "Names of Pupils."

5th. The first classification of any school is the most difficult, and should be made with much care. Succeeding teachers should not change the classification left by their predecessors without good reason.

6th. The classification as left by each teacher should show the status of each pupil at the close of each term each being classified in the grade which he has just finished.

7th. A pupil changing from one school to any other in which this Register is used, may receive from his teacher a certificate of his standing, which will enable the teacher whose school he enters to classify him without examination.

8th. Certificates of Promotion and Monthly Reports to Parents may be found to be valuable helps.

9th. Be just and fair in your markings, neither too high nor too low, so as to avoid clashing of opinion by successive teachers.

All persons are warned against making or publishing this blank, or any modification of it, as it belongs to a series consisting of "Welch's System of Supervision," and is under copyright.

Write Answers to the following Questions:

Is your daily program posted up in your school room? yes

Do you make daily preparation for your work? yes

Do you give Oral Language Lessons to the First and Second Reader classes, and have them write from ten to twenty minutes daily?

Do you spend at least fifteen minutes daily in giving special drills in writing to all grades? yes

Do you have those in the Third and Fourth Reader grades write at least one letter each week besides other language work?

Do you give Number Work to the lower grades daily?

Do you try to decorate your school room?

TEACHER'S REMARKS TO SUPERINTENDENT

(NOTE.—State what your school needs in apparatus, blackboards, etc.; also give the names of pupils not provided with books, naming the books needed. Suggest wherein the County Superintendent can co-operate with you for the advancement of your school, etc.)

Our morning exercises are with the High School in the High School room.

TEACHER'S SUMMARY REPORT

ITEMS OF REPORT	Boys	Girls	Total
No. pupils enrolled	13	19	32
No. non-resident pupils enrolled .	1	2	3
Total No. days attendance	435	695	1130
Average daily attendance	10 ³³ / ₇₂	16 ²³ / ₇₂	27 ⁵⁶ / ₇₂
Total No. days absence	91	103	194
No. cases tardiness	3	8	11
No. neither tardy nor absent . . .	6	8	14

Value of school apparatus.....

No. volumes in library.....

No. living trees on ground.....

Whole No. of days taught..... 42

Compensation of teacher per month..... \$52.20

Average cost of tuition per month for each pupil..... \$1.64 1/6

Percentage of Attendance..... 83 7/8 %

I CERTIFY THAT THE ABOVE AND WITHIN REPORTS ARE CORRECT

Teacher Virginia M. Borer

District No. 148

Township 8 - Rang 9

DAILY PROGRAM

FORENOON SESSION			
Time Begins	Length in Minutes	Class	BRANCHES
		a	Spelling
		c	Arithmetic
		B	Arithmetic
		a	Arithmetic
		B-C	Physiology
			— Rules —
		a	Civics
		B	Grammar
		a	Grammar
		c	Grammar

AFTERNOON SESSION			
1:00		all	Drawing, music
		B	Morals etc
		a	Reading
		C	"
		C	U. S. History
		B-A	Geography
		all	Writing
			— Rules —
		C	Spelling
		a-B	U. S. History
		C	Reading

One minute after each class for questions. Physical exercises when needed.

Of School in District No. 148 Township of Shipman County of Macoupin
For the term commencing September - 1 1907, and ending April - 30 - 1908.

[illegible]

Failure to file this Report in the Superintendent's Office will be entered in his Record against the Teacher as Dereliction of Duty.

This reporting sheet corresponds to a page of your Classification Register (*not Attendance Register*); please fill it out with ink from your Classification Register and return it to me at the end of the last month of the term. It will be kept for public inspection. Study the plan given below and follow it accurately. If you have not a Classification Register in your School *let me know at once*; also inform the President of your School Board or your Director.

The Register can be obtained at the County Superintendent's office.

Please endeavor to have a Register provided for your school *at once*, so that all the schools may be classified before the end of the term.

How to Classify Your School in the Classification Register.

1st. Read the course of study carefully; notice the number of grades and the work that each grade includes.

2d. Ascertain in which grade of the Course each pupil has *most* of his work, and classify him in that grade. If he has not all of his studies in this grade, mark the grade in which such other studies are found, under the headings for these respective studies. (See sample form in Register.)

3d. When a pupil has completed a study and passed a satisfactory examination, credit him with it in the column of "Studies Completed this Term," also record it in the "Record of Studies Completed," in the back part of the Register. This record should show every study which each pupil completes, until he finishes the course and graduates from the district school. The graduating of classes is one of the greatest incentives that can be used in keeping pupils from "dropping out" of school. Diplomas for graduation will be furnished by the County Superintendent for all pupils who finish the course of study.

4th. The "Syllabus of Classes," shows every class in each study, and the pupils (indicated by numbers) belonging to it, also the pages canvassed by each class during the term. The names of pupils belonging to each class may be found by referring to

the names, corresponding to each number, in the column of "Names of Pupils."

5th. The *first* classification of any school is the most difficult, and should be made with much care. Succeeding teachers should not change the classification left by their predecessors without good reason.

6th. The classification as left by each teacher should show the status of each pupil at the *close* of each term each being classified in the grade which he has just *finished*.

7th. A pupil changing from one school to any other in which this Register is used, may receive from his teacher a certificate of his standing, which will enable the teacher whose school he enters to classify him without examination.

8th. *Certificates of Promotion* and Monthly Reports to Parents may be found to be valuable helps.

9th. Be *just* and *fair* in your markings, neither too high nor too low, so as to avoid clashing of opinion by successive teachers.

All persons are warned against making or publishing this blank, or any modification of it, as it belongs to a series consisting of "Welch's System of Supervision," and is under copyright.

Write Answers to the following Questions:

Is your daily program posted up in your school room?_____

Do you make *daily* preparation for your work ? _____

Do you give Oral Language Lessons to the First and Second Reader classes, and have them write from ten to twenty minutes daily ? _____

Do you spend at least fifteen minutes daily in giving special-drills in writing to all grades? _____

Do you have those in the Third and Fourth Reader grades write at least one letter each week besides other language work?

Do you give Number Work to the
lower grades daily?_____

Do you try to decorate your school room? _____

Teacher's Remarks to Superintendent

(NOTE—State what your school needs in apparatus, blackboards, etc.; also give the names of pupils not provided with books, naming the books needed. Suggest wherein the County Superintendent can co-operate with you for the advancement of your school, etc.)

TEACHER'S SUMMARY REPORT

ITEMS OF REPORT	Boys	Girls	Total
No. pupils enrolled - -	10	17	27
No. non-resident pupils enrolled		3	3
Total No. days attendance -	159	257	416
Average daily attendance -	10 ¹⁷ / ₁₅₈	16 ¹⁶ / ₁₅₈	26 ¹ / ₈
Total No. days absence -	45	43	88
No. cases tardiness - -	24	40	64
No. neither tardy nor absent -	0	0	0

Value of school apparatus_____

No. volumes in library_____

No. living trees on ground_____

Whole No. of days taught 138

Compensation of teacher per month 752³²/₁₀₀

Average cost of tuition per month per pupil 1.95

Percentage of Attendance 86 1/3 70

**I CERTIFY THAT THE ABOVE AND WITHIN REPORTS
ARE CORRECT**

Teacher Virginia M. Borer

District No. 148

Township Shipman Ill.

Copyright by W. M. Welch

DAILY PROGRAM

FORENOON SESSION			
Time Begins	Length in Minutes	Class	BRANCHES

AFTERNOON SESSION			
Time Begins	Length in Minutes	Class	BRANCHES

MAY 4 1908

Report of Classification, Standing, Advancement and Attendance

Of School in District No. 148 Township of Shipman County of Macoupin
For the Term commencing September 2 1907, and ending 31 October 1907,
Copyrighted and published by W. M. Welch Company, Chicago. All rights reserved. Copyright by W. M. Welch.

Teacher						BRANCHES												SYLLABUS OF CLASSES					
NUMBER	NAMES OF PUPILS	Age	Days Present	Year	Month	Orthography	Reading	Writing	Arithmetic	Geography	Language	Grammar	Composition	History U. S.	Physiology	Civil Govt.	Music	Class	Grade	Pupils Each Class (By Numbers)	Text Book Used	Pages Canvassed	
																						From	To
1	Mildred Deahl	11	45	5	2	93	95	100	70	67	98										ORTHOGRAPHY Natural Speller		
2	Herbert Stone	10	45	5	2	50	90	100	40	67	80												
3	John Kels ey	11	44	5	2	50	90	92	59	98	82												
4	Lester Kels ey	10	43	5	2	80	80	90	98	98	77												
5	Tessie Stouffe	12	35	5	2	40	80	85	45	67	45												
6	John Stouffe	15	10	5	2																READING Baldwin Readers		
7	Bertha Shultz	10	44	5	2	97	93	97	80	95	88												
8	Pearl Watkins	15	30	5	2	50	80	97	55	67	60												
9	Nattie Watkins	11	38	5	2	67	83	97	70	80	82												
10	Lowell Strahan	11	45	5	2	40	80	93	85	85	53												
11	Herman Kahl	11	43	5	2	97	94	95	100	90	97										WRITING Medial Slant		
12	Ferne Travers	11	39	5	2	95	93	98	90	100	100												
13	Susie Harrington	10	45	5	2	83	85	92	70	81	93												
14	Lucy Kahl	10	45	5	2	92	92	100	100	87	94												
15	Sarah Miller	10	44	5	2	90	93	98	85	86	90												
16	Walter Duffly	12	45	5	2	80	90	95	100	97	97										ARITHMETIC Milne's Arithmetic		
17	Walter Scott	10	45	5	2	80	85	98	35	97	39												
18	Thirsa Moore	10	45	5	2	92	90	97	90	91	91												
19	Clarence Bosom	10	44	5	2	95	95	99	70	90	98												
20	Sarah Mitchell	10	45	5	2	96	90	99	85	92	98												
21	Harvey Beltz	12	42	5	2	71	85	97	90	90	97										GEOGRAPHY Natural		
22	Charles Olmsted	11	45	5	2	50	90	99	53	93	86												
23	Joseph Conrad	13	44	5	2	82	92	96	80	75	90												
24	Dollie Morgan	12	44	5	2																		
25	Cleda Nelson	12	40	4	2																		
26	William Mann	13	44	4	2	94	80	99	98	93	94			80							LANGUAGE Mother Tongue		
27	Bryan Waldron	10	43	4	2	50	75	97	83	98	82			80									
28	Louis Anderson	10	43	4	2	75	90	100	98	90	95			75									
29	Nellie Burgoyne	8	36	4	2	82	80	98	85	70	95			80									
30	Helen Christopher	9	35	4	2	90	90	97	100	90	95			82									
31	Nellie Walters	11	30	4	2	75	75	98	89	70	88			78							GRAMMAR		
32	Charles Crays	15	10	4	2				90	70													
33	Ervin Kulenkamp	11	8	4	2	77	70	75	90	70	84			83									
34	Emery Kahl	10	45	4	2	77	86	90	92	99	92			86									
35	Aida Sweet	10	44	4	2	80	78	75	97	98	92			80									
36	Floyd Giffin	11	40	3	2	70	70	80	80	98	78			80							COMPOSITION		
37	Vernon Webster	8	44	3	2	98	85	90	97	99	95			90									
38	Otis Mitchell	9	45	3	2	77	70	80	90	74	90			82									
39	Lester Highfill	9	41	3	2					90	85												
40	Lester Fritz	11	40	4	2	75	80	90	85	97	80			75									
41	Edith Mann	9	45	3	2																HISTORY		
42	Lucy Luick	12	44	3	2	80	80	92	82	93	90			75									
43	Ethel Weigand	10	44	3	2	90	90	90	95	92	93			75									
44	Minnie Walters	8	45	3	2	100	96	92	99	99	93			75									
45	Nettie Morgan	10	35	3	2				90														
46	Edgar Eddington	11	40	3	2	50	80	93	90	62	85			77							PHYSIOLOGY Blaidells		
47	Frances Conrad	8	44	3	2	100	90	90	89	98	93			75									
48	Harry Moore	8	44	3	2	80	80	95	88	95	97			92									
49	Ray Branson	9	41	3	2	80	80	90	80	82	80			90									
50	Josie Stouffe	10	35	3	2				85														
51	Bertha Smith	11	15	3	2			77	93	95											MUSIC		

THIS MARGIN FOR BINDING

Used State Course.

Used State Course.

Failure to file this Report in the Superintendent's Office will be entered in his Record against the Teacher as Dereliction of Duty.

This reporting sheet corresponds to a page of your Classification Register (not Attendance Register); please fill it out with ink from your Classification Register and return to me at the end of the last month of the term. It will be kept for public inspection. Study the plan given below and follow it accurately. If you have not a Classification Register in your School let me know at once; also inform the President of your School Board or your Director.

The Register can be obtained at the County Superintendent's office.

Please endeavor to have a Register provided for your school at once, so that all the schools may be classified before the end of the term.

How to Classify Your School in the Classification Register.

1st. Read the course of study carefully; notice the number of grades and the work that each grade includes.

2d. Ascertain in which grade of the Course each pupil has most of his work, and classify him in that grade. If he has not all of his studies in this grade, mark the grade in which such other studies are found, under the headings for these respective studies. (See sample form in Register.)

3d. When a pupil has completed a study and passed a satisfactory examination, credit him with it in the column of "Studies Completed this Term," also record it in the "Record of Studies Completed," in the back part of the Register. This record should show every study which each pupil completes, until he finishes the course and graduates from the district school. The graduating of classes is one of the greatest incentives that can be used in keeping pupils from "dropping out" of school. Diplomas for graduation will be furnished by the County Superintendent for all pupils who finish the course of study.

4th. The "Syllabus of Classes" shows every class in each study, and the pupils (indicated by numbers) belonging to it, also the pages canvassed by each class during the term. The names of pupils belonging to each class may be found by referring to the names, corresponding to each number, in the column of "Names of Pupils."

5th. The first classification of any school is the most difficult, and should be made with much care. Succeeding teachers should not change the classification left by their predecessors without good reason.

6th. The classification as left by each teacher should show the status of each pupil at the close of each term each being classified in the grade which he has just finished.

7th. A pupil changing from one school to any other in which this Register is used, may receive from his teacher a certificate of his standing, which will enable the teacher whose school he enters to classify him without examination.

8th. Certificates of Promotion and Monthly Reports to Parents may be found to be valuable helps.

9th. Be just and fair in your markings, neither too high nor too low, so as to avoid clashing of opinion by successive teachers.

Write Answers to the following Questions:

Is your daily program posted up in your school room? Yes

Do you make daily preparation for your work? Yes

Do you give Oral Language Lessons to the First and Second Reader classes, and have them write from ten to twenty minutes daily?

Do you spend at least fifteen minutes daily in giving special drills in writing to all grades? Yes

Do you have those in the Third and Fourth Reader grades write at least one letter each week besides other language work? Not so often

Do you give Number Work to the lower grades daily?

Do you try to decorate your school room? Yes

All persons are warned against making or publishing this blank, or any modification of it, as it belongs to a series consisting of "Welch's System of Supervision," and is under copyright.

TEACHER'S REMARKS TO SUPERINTENDENT

(NOTE.—State what your school needs in apparatus, black-boards, etc.; also give the names of pupils not provided with books, naming the books needed. Suggest wherein the County Superintendent can co-operate with you for the advancement of your school, etc.)

TEACHER'S SUMMARY REPORT

ITEMS OF REPORT	Boys	Girls	Total
No. pupils enrolled	28	23	51
No. non-resident pupils enrolled .	2	—	2
Total No. days attendance	1260	1033	1295
Average daily attendance	23 ³⁷ / ₄₃	20 ¹¹ / ₄₃	46 ³⁴⁵ / ₄₃
Total No. days absence	98	124	222
No. cases tardiness	14	7	21
No. neither tardy nor absent . . .	9	10	19

Value of school apparatus

No. volumes in library

No. living trees on ground

Whole No. of days taught 45

Compensation of teacher per month \$40.00

Average cost of tuition per month for each pupil \$1

Percentage of Attendance

I CERTIFY THAT THE ABOVE AND WITHIN REPORTS ARE CORRECT

Teacher Julia M. Cole

District No. 148

Township Shipman

DAILY PROGRAM

FORENOON SESSION			
Time Begins	Length in Minutes	Class	BRANCHES
9	15		Opening
9.15	20	3	Reading
9.35	20	4	Reading
9.55	15	5	Reading
10.15	15		Writing
10.30	15		Recess
10.45	20	3	number
11.5	20	4	number
11.20	20	5	number
11.40	15	3	Spelling
AFTERNOON SESSION			
1	20	4	geography
1.20	20	5	Language
1.40	20	3	Language
2	20	4	Language
2.20	10		general Exercise
2.30	15		Recess
2.45	20	5	Geography
3.5	20	4	Spelling
3.20	20	5	Spelling
3.40	15	3+4	Physiology

Preliminary Classification Report

Of School in Shipman District 148 Township of Shipman
County of Macoupin For the term commencing Sept. 7, 1908
Carrie G. Cole Teacher

No.	NAMES	Age	REMARKS ON INDIVIDUAL PUPILS	SYLLABUS OF CLASSES				PAGES	
				Yr.	Mo.	Pupils in each class (by number)	Text Book Used	Closed Last Term	Began This Term
1.	Lester Kahl.	8	86 $\frac{5}{6}$	2	2	READING	Baldwin's		
2.	Ethel Highfill.	8	87 $\frac{7}{6}$	2	2	1 - 13			
3.	Dorothy Archer.	7	95 $\frac{7}{6}$	2	2	14 - 19		"	
4.	Calista Kuhlenskamp.	7	82 $\frac{5}{6}$	2	2	19 - 32	"		
5.	Claude Moran.	7	79 $\frac{5}{6}$	2	2	SPELLING	Oral.		
6.	Nellie Bosomworth.	7	83 $\frac{7}{6}$	2	2	1 - 13			
7.	Myrle Kirby.	8	94 $\frac{3}{6}$	2	2	14 - 19		"	
8.	John Burgoyne.	8	81 $\frac{5}{6}$	2	2	19 - 32	"		
9.	Harvey Schrier.	8	75 $\frac{7}{6}$	2	2	GRAMMAR			
10.	Ora Candler.	7	85 $\frac{3}{6}$	2	2				
11.	Oscar Wiegand.	8	86 $\frac{4}{6}$	2	2				
12.	Helen Travers.	8	82 $\frac{7}{6}$	2	2	LANGUAGE	Oral.		
13.	Elliot Crays.	13	To irregular for grade	2	2				
14.	Everet Kahl.	7	88	1	2	1 - 13			
15.	Howard Groves.	8	77 $\frac{5}{6}$	1	2	14 - 19	"		
16.	Tommy Howerton	8	94	1	2	19 - 32	"		
17.	Wilberta Strahan	6	96	1	2	ARITHMETIC			
18.	Eugenia Metcalf.	6	96 $\frac{5}{6}$	1	2				
19.	Harry Hilyard.	6	97 $\frac{5}{6}$	1	2				
20.	Paul Strahan.	7	89 $\frac{5}{6}$	1	2				
21.	Everet Travers.	6	89 $\frac{7}{6}$	1	2	WRITING	1 - 32		
22.	Bertha Kirby.	6	93 $\frac{5}{6}$	1	2				
23.	Roberta Deahl.	6	84 $\frac{7}{6}$	1	2				
24.	Freddie Gillespie	6	79	1	2	PHYSIOLOGY AND HYGIENE	Oral.		
25.	Orville Groves.	6	76 $\frac{5}{6}$	1	2	1 - 19			
26.	Herbert Wiegand	6	92 $\frac{7}{6}$	1	2				
27.	Robert Wiegand.	6	92 $\frac{7}{6}$	1	2	GEOGRAPHY			
28.	Mabel Coker.	6	85 $\frac{5}{6}$	1	2				
29.	Lucille Fritz	6	86 $\frac{3}{6}$	1	2				
30.	Earle Fritz.	7	91 $\frac{7}{6}$	1	2	U. S. HISTORY			
31.	Louis Burgoyne	6	93 $\frac{7}{6}$	1	2				
32.	Earle Raymond.	7	87 $\frac{4}{6}$	1	2				
						HISTORY OF ILLINOIS			
						CIVICS			
						MUSIC			
						AGRICULTURE			
						HOUSEHOLD ARTS			
						DRAWING			
						ALGEBRA			
						ENGLISH			
						ENGLISH HISTORY			
						PHYSICAL GEOGRAPHY			
						COM. GEOGRAPHY			
						BOTANY			
						GREEK AND ROMAN HIST.			

DAILY PROGRAM

TIME		Class	FORENOON SUBJECTS	TIME		Class	AFTERNOON SUBJECTS
From	To			From	To		
9.00	9.15		Morning Exercise.	1.	1.20	C	Reading
9.15	9.35	C	Reading	1.20	1.40	B	Reading
9.35	9.55	B	Reading	1.40	2.00	A	Language.
9.55	10.15	A	Reading	2.00	2.30		Construction Work.
10.15	10.30		Writing				
				2.45	3.00	C	Language
10.50	11.10	C	Numbers	3.00	3.20	A	Physiology
11.10	11.30	B	Numbers.	3.20	3.40	B	Language.
11.30	11.50	A	Numbers.	3.40	3.55	A	Spelling

148

SPECIAL REPORT

Give general condition of your schoolroom with regard to cleanliness, desks, stove, windows and decorations

Room in fair condition, desks not very good.

No. volumes in library Over 200 General condition of library books Fair Do you keep a

Library Record? Yes Have you a suitable book-case? Yes Give full name of dictionary as it appears on the

cover Condition Kind of blackboard in use Slate

Condition Good What is the general condition of your school grounds? Very Good.

No. living trees on school grounds 11 State condition of outbuildings, Boys' Good

Girls' Good Coal house Good Teacher's salary per month, \$ 45.00

Term ends May, 6 1909

Teacher's name Carrie G. Cole Address while teaching Shipman, Ill.

TEACHER'S REMARKS ON CLASSIFICATION

TO THE TEACHER:

This Preliminary Report should show the present organization of your school, and the condition of your schoolroom and grounds. It will enable me to give you prompt and valuable assistance during your present term of school. Please fill out carefully with ink, and mail to me at the close of the FIRST WEEK of school. Due credit will be given you for filing this report promptly.

County Superintendent of Schools

Preliminary Classification Report

Of School in Shipman District 148 Township of Shipman
County of Macoupin For the term commencing Sept. 7 1908
Julia M Cole. Teacher

No.	NAMES	Age	REMARKS ON INDIVIDUAL PUPILS	SYLLABUS OF CLASSES				PAGES	
				Yr.	Mo.	Pupils in each class (by number)	Text Book Used	Closed Last Term	Began This Term
1	Bryan Waldron	11	83 ² / ₇	5	2	READING			
2	Emory Kahl	12	84	5	2	U. Class 1-9	Baldwin's		
3	William Mann	14	75	6	2	B. Class 10-23	Third Year		
4	Ervin Kulenkamp	12	78	6	2	C. Class 23-35	Fourth and Fifth		
5	Lester Fritz	12	76	6	2	SPELLING	year.		
6	Louis Anderson	13	74	5	2	U. Class 1-9	Rational		
7	Helen Christopher	10	84 ³ / ₇	6	2	B. Class 10-23	Spelling-Book.		
8	Ada Sweet	11	79	5	2	C. Class 23-35			
9	Nellie Burgoyne	10	77	6	2				
10	Otis Mitchell	10	81	4	2	GRAMMAR	Mother Tongue		
11	Francis Conrad	10	84 ⁴ / ₇	4	2	U. Class 1-9	Book I.		
12	Vernon Webster	9	94 ⁴ / ₇	4	2	B. Class 10-23			
13	Lester Highfill	10	68 ³ / ₇	4	2	LANGUAGE			
14	Harry Mobred	9	84 ⁴ / ₇	4	2	C. Class 23-35			
15	Floyd Giffin	12	70 ² / ₇	4	2				
16	Edith Mann	10	83 ² / ₇	4	2	ARITHMETIC	Milne's		
17	Lucy Luick	13	82 ³ / ₇	4	2	U. Class 1-9	Elements of		
18	Ethel Wiegand	11	92 ⁶ / ₇	4	2	B. Class 10-23	Arithmetic.		
19	Nellie Travers	10	81 ¹ / ₇	4	2	C. Class 23-35			
20	Nettie Morgan	11	91 ¹ / ₇	4	2	WRITING			
21	Dorothy Rude	13	76 ³ / ₇	4	2	Call.	Medial Assistant		
22	Josie Stouffe	10	57 ⁴ / ₇	4	2				
23	Louisa Kahl	8	92 ³ / ₆	3	2	PHYSIOLOGY AND HYGIENE			
24	Ada Giffin	7	73	3	2				
25	Helen Schultz	8	96 ¹ / ₆	3	2	A+B Class 1-23	How To Keep Well.		
26	Marion Miller	9	96	3	2	23-35 C. Class	Childs Book		
27	Florence Kahl	9	93	3	2		Of Health.		
28	Frances Grove	10	84 ⁴ / ₆	3	2	GEOGRAPHY			
29	Alberta Brown	8	83 ⁴ / ₆	3	2	U. Class 1-9	Natural Elementary		
30	Bertie Gillespie	10	91 ³ / ₆	3	2	B. Class 10-23	geography.		
31	Gussie Stouffe	10	75	3	2				
32	Ralph Olmsted	8	94 ⁵ / ₆	3	2	U. S. HISTORY			
33	Harry Kelsey	9	94	3	2				
34	Melville Schultz	8	87	3	2				
35	Earle Underson	9	74 ¹ / ₆	3	2	HISTORY OF ILLINOIS			
36	Cecil Strahan	10	81 ⁵ / ₆	3	2				
37	Hugh Waldron	10	73 ⁴ / ₆	3	2	CIVICS			
38	Edgar Fritz	11	73 ³ / ₆	3	2	MUSIC			
						AGRICULTURE			
						HOUSEHOLD ARTS			
						DRAWING			
						ALGEBRA			
						ENGLISH			
						ENGLISH HISTORY			
						PHYSICAL GEOGRAPHY			
						COM. GEOGRAPHY			
						BOTANY			
						GREEK AND ROMAN HIST.			

Use State Course of studies as far as possible.

DAILY PROGRAM

TIME		Class	FORENOON SUBJECTS	TIME		Class	AFTERNOON SUBJECTS
From	To			From	To		
9	9.15		Opening exercises	1	1.20	4	B. Language
9.15	9.35	3	C. Reading	1.20	1.40	5	A. Language
9.35	9.55	4	B. Reading	1.40	2.	3	C. Language
9.55	10.15	5	A. Geography	2.	2.20	4	B. Geography
10.15	10.30		Writing	2.20	2.30		General Work.
10.30	10.45		Recess	2.30	2.45		Recess.
10.45	11.05	3	C. Number	2.45	3.5	5	A. Reading
11.05	11.25	4	B. Number	3.5	3.20	3	C. Spelling
11.25	11.45	5	A. Arithmetic	3.20	3.35	4	B. Spelling
11.45	12		Physiology	3.35	3.55	5	A. Spelling
				3.55			Dismissal.

148

SPECIAL REPORT

Give general condition of your schoolroom with regard to cleanliness, desks, stove, windows and decorations

The desks are very poor.

No. volumes in library Over 200 General condition of library books Fair Do you keep a Library Record? Yes Have you a suitable book-case? Yes Give full name of dictionary as it appears on the cover Webster's Collegiate Dictionary Condition Good Kind of blackboard in use Slate Condition Good What is the general condition of your school grounds? Good

No. living trees on school grounds 11 State condition of outbuildings, Boys' Good Girls' Good Coal house Good Teacher's salary per month, \$ 45.00 Term ends May 6 190 9 Teacher's name Julia M. Cole Address while teaching Shipman, Ill.

TEACHER'S REMARKS ON CLASSIFICATION

The 3 Grade have physiology Tuesday and Thursday.
4 and 5 grade have physiology Monday, Wednesday and Friday.

TO THE TEACHER:

This Preliminary Report should show the present organization of your school, and the condition of your schoolroom and grounds. It will enable me to give you prompt and valuable assistance during your present term of school. Please fill out carefully with ink, and mail to me at the close of the FIRST WEEK of school. Due credit will be given you for filing this report promptly.

County Superintendent of Schools

Report of Classification, Standing, Advancement and Attendance

Of School in District No. 148 Township of Shipman County of Macoupin
For the Term commencing January 1, 1908, and ending April 30, 1908

Copyright by W. M. Welch, Chicago—All rights reserved.

Teacher						BRANCHES													SYLLABUS OF CLASSES						
Number	NAMES OF PUPILS	Age	Days Present	Year	Month	Orthography	Reading	Writing	Arithmetic	Geography	Language	Grammar	Composition	History U. S.	History, Illinois	Physiology	Civil Govt.	Agriculture	Class	Grade	Pupils Each Class (by number)	Text Book Used	Pages Canvassed		
																							From	To	
1	Sarah Miller	10	77	5	8	84	100	94	96	87	94									A	5	ORTHOGRAPHY	Natural		
2	Mildred Deahl	11	83	5	8	86	98	96	95	78	98									A	5	1 - 44			
3	Susie Harrington	10	77	5	8	84	95	90	60	72	88									A	5				
4	John Kelsey	11	85	5	8	94	95	94	98	90	100									A	5				
5	Nerbert Stone	10	70	5	8	No examination.													A	5	READING	Baldwins			
6	Lucy Kahl	10	87	5	8	86	98	95	97	20	97									A	5	1 - 44			
7	Walter Duffey	12	83	5	8	82	90	90	90	83	90									A	5				
8	Sarah Mitchell	10	87	5	8	98	99	95	100	92	100									A	5				
9	Walter Scott	10	85	5	8	96	100	90	99	75	83									A	5				
10	Joseph Conrad	13	87	5	8	72	90	88	80	76	82									A	5				
11	Charles Olmsted	79	5	8	84	98	93	98	92	99										A	5	WRITING	Medial		
12	Clarence Bosomworth	83	5	8	100	100	98	98	91	100										A	5	1 - 44	Slant.		
13	Hattie Watkins	12	71	5	8	80	98	92	97	90	97									A	5	ARITHMETIC	Milne's.		
14	Narvey Beltz	12	87	5	8	90	98	92	100	75	91									A	5	1 - 44			
15	Herman Kahl	11	84	5	8	90	99	95	99	96	99									A	5				
16	Lowell Strahan	11	87	5	8	36	96	90	76	45	84									A	5				
17	Jessie Stouffe	12	84	5	8	56	90	85	50	56	58									A	5				
18	Lester Kelsey	10	86	5	8	92	95	90	87	98	90									A	5				
19	Bertha Shultz	10	72	5	8	No examination.													A	5	GEOGRAPHY	Natural			
20	John Stouffe	15	80	5	8	30	80	70	10	15	20									A	5	1 - 31			
21	Pearl Watkins	15	67	5	8	No examination.													A	5					
22	Ervin Kulenkamp	77	4	8	68	97	95	77	76	85										B	4	LANGUAGE	Mother		
23	Bryan Waidron	10	80	4	8	90	97	93	75	92	84									B	4	1 - 44	Jongue		
24	Nellie Burgoynes	9	80	4	8	98	100	95	75	80	100									B	4		Book 1.		
25	Nelen Christopher	9	70	4	8	No examination.													B	4	GRAMMAR				
26	Lester Fritz	11	81	4	8	88	90	94	70	81	84									B	4				
27	Louis Anderson	10	87	4	8	88	95	99	94	88	88									B	4				
28	William Mann	14	80	4	8	94	91	96	99	95	89									B	4	COMPOSITION			
29	Emery Kahl	11	87	4	8	70	90	90	89	80	95									B	4				
30	Lida Sweet	10	87	4	8	92	90	95	97	82	92									B	4	U. S. HISTORY			
31	Nellie Walters	12	80	4	8	No examination.													B	4					
32	Vernon Webster	8	87	3	8	96	93	77	100	77										C	3				
33	Hurry Moore	7	87	3	8	94	98	95	85	95										C	3	HISTORY OF ILLINOIS			
34	Edith Mann	9	87	3	8	100	92	85	93	93										C	3				
35	Lucy Luick	12	87	3	8	92	88	90	84	90										C	3	PHYSIOLOGY			
36	Ethel Weigand	10	87	3	8	92	99	93	99	94										C	3	1 - 31	Child's		
37	Minnie Walters	8	87	3	8	100	100	98	94	100										C	3	CIVIL GOVERNMENT	Book of		
38	Francis Conrad	9	87	3	8	98	96	98	76	100										C	3		Health.		
39	Otis Mitchell	9	87	3	8	84	80	80	73	70										C	3	AGRICULTURE			
40	Josie Stouffe	10	80	3	8	74	84	80	92	75										C	3				
41	Floyd Giffin	11	82	3	8	60	92	85	95	82										C	3	DRAWING			
42	Lester Highfill	9	84	3	8	72	93	88	88	90										C	3				
43	Ray Branson	7	77	3	8	98	94	94	61	90										C	3				
44	Nettie Morgan	81	3	8	91	94	95	96	94											C	3				

Used State Course

Used State Course.

Failure to file this Report in the Superintendent's Office will be entered in his Record against the Teacher as Dereliction of Duty.

This reporting sheet corresponds to a page of your Classification Register (*not Attendance Register*); please fill it out with ink from your Classification Register and return it to me at the end of the last month of the term. It will be kept for public inspection. Study the plan given below and follow it accurately. If you have not a Classification Register in your School *let me know at once*; also inform the President of your School Board or your Director.

The Register can be obtained at the County Superintendent's office.

Please endeavor to have a Register provided for your school *at once*, so that all the schools may be classified before the end of the term.

How to Classify Your School in the Classification Register.

1st. Read the course of study carefully; notice the number of grades and the work that each grade includes.

2d. Ascertain in which grade of the Course each pupil has *most* of his work, and classify him in that grade. If he has not all of his studies in this grade, mark the grade in which such other studies are found, under the headings for these respective studies. (See sample form in Register.)

3d. When a pupil has completed a study and passed a satisfactory examination, credit him with it in the column of "Studies Completed this Term," also record it in the "Record of Studies Completed," in the back part of the Register. This record should show every study which each pupil completes, until he finishes the course and graduates from the district school. The graduating of classes is one of the greatest incentives that can be used in keeping pupils from "dropping out" of school. Diplomas for graduation will be furnished by the County Superintendent for all pupils who finish the course of study.

4th. The "Syllabus of Classes" shows every class in each study, and the pupils (indicated by numbers) belonging to it, also the pages canvassed by each class during the term. The names of pupils belonging to each class may be found by referring to

the names, corresponding to each number, in the column of "Names of Pupils."

5th. The *first* classification of any school is the most difficult, and should be made with much care. Succeeding teachers should not change the classification left by their predecessors without good reason.

6th. The classification as left by each teacher should show the status of each pupil at the *close* of each term each being classified in the grade which he has just *finished*.

7th. A pupil changing from one school to any other in which this Register is used, may receive from his teacher a certificate of his standing, which will enable the teacher whose school he enters to classify him without examination.

8th. *Certificates of Promotion* and Monthly Reports to Parents may be found to be valuable helps.

9th. Be *just* and *fair* in your markings, neither too high nor too low, so as to avoid clashing of opinion by successive teachers.

Write Answers to the following Questions:

Is your daily program posted up in your school room? Yes

Do you make *daily* preparation for your work? Yes

Do you give Oral Language Lessons to the First and Second Reader classes, and have them write from ten to twenty minutes daily? _____

Do you spend at least fifteen minutes daily in giving special drills in writing to all grades? Yes

Do you have those in the Third and Fourth Reader grades write at least one letter each week besides other language work? Write letters often.

Do you give Number Work to the lower grades daily? _____

Do you try to decorate your school room? Yes

All persons are warned against making or publishing this blank, or any modification of it, as it belongs to a series consisting of "Welch's System of Supervision," and is under copyright.

Teacher's Remarks to Superintendent

(NOTE—State what your school needs in apparatus, blackboards, etc.; also give the names of pupils not provided with books, naming the books needed. Suggest wherein the County Superintendent can co-operate with you for the advancement of your school, etc.)

TEACHER'S SUMMARY REPORT

ITEMS OF REPORT	Boys	Girls	Total
No. pupils enrolled - -	27	17	44
No. non-resident pupils enrolled			
Total No. days attendance	2633	1382	3537
Average daily attendance -	24	16	40
Total No. days absenté -	116	97	213
No. cases tardiness - -	80	27	107
No. neither tardy nor absent -	11	6	17

Value of school apparatus _____
No. volumes in library _____
No. living trees on ground _____

Whole No. of days taught 87
Compensation of teacher per month \$40.
Average cost of tuition per month per pupil _____
Percentage of Attendance 93+

I CERTIFY THAT THE ABOVE AND WITHIN REPORTS ARE CORRECT

Teacher Julia M. Cole
District No. 148
Township Shipman

Copyright by W. M. Welch

DAILY PROGRAM

FORENOON SESSION			
Time Begins	Length in Minutes	Class	BRANCHES
9	15		Opening exercise
9:15	20	3	C Reading
9:35	20	4	B Reading
9:55	20	5	A Reading
10:15	15	3, 4, 5	Writing
10:30	15		Recess
10:45	20	3	C number
11:5	20	4	B number
11:20	20	5	A number
11:40	11:55	3	C Spelling
11:55	65		Dismissal

AFTERNOON SESSION			
1	20	4	B Geography
1:20	20	5	A Language
1:40	20	3	C Language
2	20	4	B Language
2:20	10	3, 4, 5	General exercise
2:30	15		Recess
2:45	20	5	A geography
3:5	15	4	B Spelling
3:20	20	5	A Spelling
3:40	15	3, 4	B + C Physiology
3:55			Dismissal

Breliminary Classification Report

Of School in 748th Shipman District Shipman #148 Township of Shipman
County of Macoupin For the term commencing September 1st 1918
Teacher

No.	NAMES	Age	REMARKS ON INDIVIDUAL PUPILS	SYLLABUS OF CLASSES				PAGES	
				Yr.	Mo.	Pupils in each class (by number)	Text Book Used	Closed Last Term	Began This Term
						READING			
1.	Jessie Candler	13	Rank 1 in class.	8	1x2	1-2-3-4-5-6	Parker's Reader	not	com- secuti
2.	Ralph Clarke	15	" 3 " "	4	1x2	7-8-9-10-11-12-13-14 15-16-17-18	Baldwin's Reader		
3.	Drene Deahl	15	" 5 " "not studious"	6	1x2	19-20-21-22-23-24-25- 26-27-28-29-30-31-32-33 34-35-SPELLING 36-37-38-39	" "		
4.	Freeman Sweet	13	" 2 " class	6					
5.	Grace Simpson	14	" 3 " "	8		1-2-3-4-5-6			
6.	Ruth Quist	15	Is not at all satisfactory.	4		7-8-9-10-11-12-13-14-15-16-17 18-19-20-21-22-23-24-25-26-27-28 29-30-31-32-33-34-35-36-37-38 39	Rhetorical		
7.	Bela Clarke	15	Rank 3 in class	6			"		
8.	Chas. Coke	13	Is kept home to work				"		
9.	Herna Stahl	13	Most studious "of Ambitious"			GRAMMAR			
10.	Velva Lohr	14	Not really interested.	8		1-2-3-4-5-6	Harvey's (Original)		
11.	Alice W. Kerner	13	Is scarcely fit for 1st grade.	4		7-8-9-10-11-12-13-14- 15-16-17-18	"Mother Tongue II."		
12.	Herbert Preston	11	Most satisfactory.			LANGUAGE			
13.	Jesse Simpson	12	"			19-20-21-22-23-24-25 26-27-28-29-30-31-32-33 34-35-36-37-38-39	Mother Tongue II.		
14.	Bladys Spultz	11	Studious.			ARITHMETIC			
15.	Albert Spultz	14	Studious but slow to learn.			same as above	Miller's Adv.		
16.	Dina Smith	13	Very satisfactory.	4		same as 8th "	" "		
17.	Fred Travers	13	Not fit for grade.	8		same as 6th	" "		
18.	Nannie Struffe	14	" " " "	6		WRITING			
19.	Mary Belth	13	Very satisfactory				Medical Sent.		
20.	Glance Besenwirth	11	Bright and interested	8					
21.	Joe Conrad	13	Fairly studious.	4					
22.	Walter Duffer	13	Good Work.	6					
23.	Mildred Deahl	11	Bright.			PHYSIOLOGY AND HYGIENE			
24.	Herman Stahl	12	No. 1 in his class.	-					
25.	Dexter Selacy	11	Among best in class	-					
26.	Sarah Mitchell	11	Rank 2 in class.	6			How to Live		
27.	Hattie Watkins	12	Studious			GEOGRAPHY			
28.	Chas. Christad	12	Studious	8			Not. Advanced Log.		
29.	Bertha Spultz	11	Very Bright	4					
30.	Daisy Stahl	12	Good in class						
31.	Vessie Struffe	14	Not fit for grade.			U. S. HISTORY			
32.	Louell Shahan	12	" " " "	4x8			McMaster's Adv.		
33.	Sarah Miller	11	Good student.	6			" Primary		
34.	Herbert Stone	11	" " " "			HISTORY OF ILLINOIS			
35.	Dollie Morgan	13	" " " "	4x8			Mathis' Making of Illinois		
36.	Walter Scott	11	Excellent student.			CIVICS			
37.	Ray Spulenkamp	14	Started second Month	4x8			Forman's Civics		
38.	Harley Spulenkamp	16	" " " "			MUSIC	First Lesson.		
39.	John Selacy	12	Excellent Work.			AGRICULTURE			
						HOUSEHOLD ARTS			
						DRAWING			
						ALGEBRA			
						ENGLISH			
						ENGLISH HISTORY			
						PHYSICAL GEOGRAPHY			
						COM. GEOGRAPHY			
						BOTANY			
						GREEK AND ROMAN HIST.			

DAILY PROGRAM

TIME		Class	FORENOON SUBJECTS	TIME		Class	AFTERNOON SUBJECTS
From	To			From	To		
9:00	9:10		Phonics Exercises				Entire Program in Opposite Column.
9:10	9:40	4-8	A & B Arithmetic				
9:40	10:10	6	C Arithmetic				
10:10	10:30	4-8	A & B Civics				
10:30	10:45		— Recess. —				
10:45	11:00	6	C Physiology				
11:00	11:20	8	A Grammar				
11:20	11:40	4	B Grammar				
11:40	12:00	6	C Language				
12:00	1:00		— Noon —				
1:00	1:20	8	A Reading				
1:20	1:40	4	B Reading (U. History also)				
1:40	1:55	6	C History				
1:55	2:15	4-8	A & B History				
2:15	2:30	all	Writing				
2:30	2:45		— Recess —				
2:45	3:05	6	C Reading				
3:05	3:25	4-8	A & B Geography				
3:25	3:40	6	C Spelling				
3:40	4:00	4-8	A & B Spelling				

148

SPECIAL REPORT

Give general condition of your schoolroom with regard to cleanliness, desks, stove, windows and decorations

Stove has no jacket and is at one end of room. Discipline difficult because of double seats, no decorations nor appropriation for them. Room is clean.

No. volumes in library

General condition of library books

Do you keep a Library Record?

Have you a suitable book-case?

Give full name of dictionary as it appears on the cover

Webster's

Condition

Poor

Kind of blackboard in use

Slate

Condition

Good

What is the general condition of your school grounds?

Excellent

No. living trees on school grounds

State condition of outbuildings, Boys'

In Good Condition

Girls'

Excellent Condition

Coal house

OK

Teacher's salary per month, \$

60.00

Term ends

May 4th

190

8

Teacher's name

Mary C. Murphy

Address while teaching

Shipman, Ill.

TEACHER'S REMARKS ON CLASSIFICATION

My seventh grade class is very weak with a few exceptions and where the class is combined with eighth grade the pupils find work difficult. Sixth grade is not quite ready for work as outlined by State course, but do the work assigned nicely. As a whole my Eighth Year Class does excellent work, — reading excepted.

TO THE TEACHER:

This Preliminary Report should show the present organization of your school, and the condition of your schoolroom and grounds. It will enable me to give you prompt and valuable assistance during your present term of school. Please fill out carefully with ink, and mail to me at the close of the FIRST WEEK of school. Due credit will be given you for filing this report promptly.

County Superintendent of Schools

Of School in District No. 148 Township of Shipman County of Macoupin
For the Term commencing Jan. 1, 1909, and ending May 6, 1909.

Carolyn G. Cole		Teacher		BRANCHES																			SYLLABUS OF CLASSES											
Number	NAMES OF PUPILS	Age	Days Present	Grade	Month of Course Completed	Reading	Spelling	Grammar	Language	Arithmetic	Writing	Physiology	Geography	History U.S.	Hist. Illinois	Civics	Music	Agriculture	Household Arts	Drawing	Algebra	English	English Hist.	Phys. Geog.	Com. Geog.	Botany	Greek and Roman History	Class	Grade	Pupils Each Class (by number)	Text Book Used	Pages Canvassed		
																																From	To	
1.	Dorothy Archer	7	84	2	8	96	95		99	100	99																	a	2	READING	Baldwin			
2.	Calista Kulenkamp	7	62	2	8	95	80		75	74	99																	a	2		Taylor's			
3.	Nellie Bosomworth	7	86	2	8	95	98		82	81½	100																	a	2		1st.			
4.	Myrtle Kirby	8	89	2	8	96	100		82	92	100																	a	2	SPELLING	Baldwin	Cyril		
5.	Orta Candler	7	76	2	8	96	97		91	100	98																	a	2		2nd.			
6.	Helen Travers	8	68	2	8	92	80		70	71	100																	a	2					
7.	Oscar Wiegand	8	89	2	8	88	91		92	97	96																	a	2					
8.	Ethel Highfill	8	71	2	8	90	75		84	77	96																	a	2	GRAMMAR				
9.	John Burgoyne	8	7½	2	8	95	87		76	96	95																	a	2					
10.	Claude Moran	7	86	2	8	90	60		60	87	92																	a	2	LANGUAGE				
11.	Thomas Howerton	8	89	2	8	93	90		65	97	90																	a	2					
12.	Lester Kahl	8	89	2	8	86	60		60	71	96																	a	2					
13.	Harvey Shierer	8	74	2	8	80	60		92	60	93																	a	2					
14.	Earle Owen	8	89	2	8	80	90		60	99	78																	a	2	ARITHMETIC				
15.	George Owen	10	89	2	8	75	50		60	94	89																	a	2					
16.	Wilberta Strahan	6	79	1	8	94	96		97	100	97																	B	1					
17.	Eugenia Metcalf	6	34	1	8	40	92		85	80	100																	B	1	WRITING				
18.	Louis Burgoyne	6	74	1	8	95	100		95	94	90																	B	1					
19.	Howard Groves	8	60	1	8	92	88		70	60	95																	B	1					
20.	Bertha Kirby	6	89	1	8	96	98		98	84	92																	B	1	PHYSIOLOGY AND HYGIENE				
21.	Harry Highyard	7	89	1	8	96	100		98	100	97																	B	1					
22.	Everet Travers	6	53	1	8	90	87		75	70	96																	B	1					
23.	Robert Miller	6	64	1	8	94	93		95	81	96																	c	1	GEOGRAPHY				
24.	Paul Strahan	7	80	1	8	80	70		85	65	88																	c	1					
25.	Roberta Deahl	6	76	1	8	94	92		93	60	93																	c	1					
26.	Mabel Cope	6	60	1	8	92	78		90	60	95																	c	1	HISTORY OF U.S.				
27.	Earle Fritz	7	80	1	8	85	70		88	70	95																	c	1					
28.	Lucille Fritz	6	81½	1	8	94	93		90	80	98																	c	1	HISTORY OF ILLINOIS				
29.	Herbert Wiegand	8	6	1	8	94	90		95	85	96																	c	1					
30.	Orville Groves	6	50	1	8	80	75		82	60	80																	c	1					
31.	Fred Gillespie	6	67	1	8	80	87		80	60	90																	c	1	CIVICS				
32.	Gilbert Kulenkamp	6	65	1	8	95	87		90	88	98																	c	1					
33.	Alma Highfill	6	55	1	8	90	85		90	85	88																	c	1	MUSIC				

1909

Teacher's Remarks to Superintendent

(NOTE—State what your school needs in apparatus, blackboards, etc.; also give the names of pupils not provided with books, naming the books needed. Suggest wherein the County Superintendent can co-operate with you for the advancement of your school, etc.)

TEACHER'S SUMMARY REPORT

ITEMS OF REPORT	Boys	Girls	Total
No. pupils enrolled - -	19	14	33
No. non-resident pupils enrolled	1	1	2
Total No. days attendance -	1448	1011	2459
Average daily attendance -	16+	11+	27+
Total No. days absence -	243	235	478
No. cases tardiness - -	24	27	51
No. neither tardy nor absent -	2	2	4

Value of school apparatus

No. volumes in library

No. living trees on ground

Whole No. of days taught 89

Compensation of teacher per month \$45.00

Percentage of Attendance 84

I CERTIFY THAT THE ABOVE AND WITHIN REPORTS
ARE CORRECT

Teacher Carolyn G. Cole

District No. 148

Township Shipman

Copyright by W. M. Welch

DAILY PROGRAM

FORENOON			
Time Begins	Length in Minutes	Grade	BRANCHES
9.00	15		Opening Exercise
9.15	20	1	C. Reading.
9.35	20	1	B. Reading.
9.55	20	2	A. Reading.
10.15	15	1+2	Writing.
			Recess
10.50	20	1	C. Numbers.
11.10	20	1	B. Numbers.
11.30	20	2	A. Numbers.
			Noon.

DAILY PROGRAM

AFTERNOON			
Time Begins	Length in Minutes	Grade	BRANCHES
1.00	5		Opening.
1.05	20	1	C. Reading.
1.25	20	1	B. Reading.
1.45	20	2	A. Language.
2.05	25	1+2	Construction Work.
			Recess.
2.40	20	1	C. Language.
3.05	20	2	A. Physiology.
3.25	15	1	B. Language.
3.40	15	2	A. Spelling.

Report of Classification, Standing, Advancement and Attendance

Of School in District No. 148 Township of Shipman County of Macoupin
For the Term commencing January 1, 1909, and ending May 6, 1909

Number	NAMES OF PUPILS	Teacher			BRANCHES																	SYLLABUS OF CLASSES																
		Age	Days Present	Grade	Month of Course Completed	Reading	Spelling	Grammar	Language	Arithmetic	Writing	Physiology	Geography	History U.S.	Hist. Illinois	Civics	Music	Agriculture	Household Arts	Drawing	Algebra	English	English Hist.	Phys. Geog.	Com. Geog.	Botany	Greek and Roman History	Class	Grade	Pupils Each Class (by number)	Text Book Used	Pages Canvassed						
																																From	To					
1	Ada Sweet	11.84	5	8	96	94	88	85	88	74																												
2	Helen Christophel	8.35	8		96	95	100	74	94	94	98																											
3	Ervin Kulenkamp	12.87	5	8	99	100	96	82	94	94	88																											
4	Nellie Burgoyne	9.79	5	8	94	98	100	50	88	78	80																											
5	Bryan Waldron	11.81	5	8	97	94	84	50	86	73	79																											
6	William Mann	14.83	3	8	94	94	92	85	76	90	84																											
7	Lester Fritz	12.87	5	8	96	94	84	66	71	75	82																											
8	Louis Anderson	13.67	5	8	96	92	95	44	93	88	74																											
9	Vernon Webster	9.89	4	8	99	98	97	97	97	96	90																											
10	Lester Highfill	10.81	4	8	70	90	70	20	68	67	90																											
11	Nellie Morgan	11.81	4	8	95	92	95	93	95	80	76																											
12	Dorothy Reile	13.82	4	8	95	93	95	93	93	97	80																											
13	Floyd Giffin	12.82	4	8	93	83	70	60	84	80	75																											
14	Edith Mahan	10.87	4	8	93	90	88	92	73	98	84																											
15	Josie Stouffe	10.87	4	8	91	83	88	73	80	90	76																											
16	Ethel Wilgand	11.89	4	8	99	92	100	78	98	74	84																											
17	Mabel Candler	10.45	4	8	94	90	50	80	88	60	80																											
18	Nellie Travers	10.86	4	8	95	93	75	92	95	85	81																											
19	Lucy Luich	13.89	4	8	97	93	85	85	94	90	81																											
20	Otis Mitchell	10.89	4	8	97	93	91	94	75	90	83																											
21	Ivan Candler	12.40	4	8	Did not take examination.																																	
22	Earle Anderson	9.87	3	8	97	90	60	88	57	88																												
23	Ada Giffin	7.85	3	8	99	93	65	94	91	89																												
24	Helen Shultz	8.84	3	8	99	93	96	100	78	42																												
25	Bertie Gillespie	10.79	3	8	97	90	98	77	94	82																												
26	Frances Grove	10.89	3	8	98	95	90	98	47	95																												
27	Alberta Brown	8.87	3	8	96	93	92	83	59	91																												
28	Louisa Kahl	8.88	3	8	99	98	92	100	96	93																												
29	Avesta Hupf	11.86	3	8	100	98	100	100	93	83																												
30	Florence Kahl	9.89	3	8	94	92	96	95	93	89																												
31	Melville Shultz	9.87	3	8	98	80	93	78	73	74																												
32	Ralph Olmsted	8.69	3	8	97	95	99	100	74	97																												
33	Hugh Waldron	10.83	3	8	95	75	95	100	80	77																												
34	Cecil Strahan	10.88	3	8	93	94	87	73	71	87																												
35	Edgar Fritz	11.73	3	8	93	92	50	97	75																													
36	Marion Miller	9.77	3	8	99	96	99	100	99	98																												
37	Harry Kelsey	9.73	3	8	98	94	99	96	98	96																												
																									</													

(NOTE—State what your school needs in apparatus, blackboards, etc.; also give the names of pupils not provided with books, naming the books needed. Suggest wherein the County Superintendent can co-operate with you for the advancement of your school, etc.)

[illegible]

ITEMS OF REPORT	Boys	Girls	Total
No. pupils enrolled - -	17	20	37
No. non-resident pupils enrolled		1	
Total No. days attendance -	1334	1677	3011
Average daily attendance -	157	181	338
Total No. days absence -	103	179	282
No. cases tardiness - -	27	43	70
No. neither tardy nor absent -	1	1	2

Value of school apparatus_____

No. volumes in library_____

No. living trees on ground_____

Whole No. of days taught 89
 Compensation of teacher per month \$ 45.²⁰/₁₀₀
 Percentage of Attendance 84

**I CERTIFY THAT THE ABOVE AND WITHIN REPORTS
ARE CORRECT**

Teacher Julia M. Cole
District No. 148
Township Shipman

Copyright by W. M. Welch

FORENOON			
Time Begins	Length in Minutes	Grade	BRANCHES
9	15	3.4.5	Opening Exercises
9.15	20	3	C Reading
9.35	20	4	B. Reading.
9.55	20	5	A. Reading
10.15	15	3.4.5	Writing
10.30	15		Recess
10.45	20	3	Number
10.5	20	4	Number
11.25	20	5	Number.
11.45	15	3.4.5	Physiology

AFTERNOON			
Time Begins	Length in Minutes	Grade	BRANCHES
1	5	3-4-5	Opening exercise
1.5	20	3	Language
1.25	20	4	Language
1.45	20	5	Language
2.5	20	4	geo graphy
2.30	15		Recess
2.45	20	5	geography.
3.5	15	3	Spelling
3.15	20	4	Spelling
3.35	20	5	Spelling
3.55			Dismissal

Of School in District No. 128 Township of Shipman County of Macoupin.
For the Term commencing Jan 1 1909, and ending May 6, 1909.

Teacher		BRANCHES																				SYLLABUS OF CLASSES												
Number	NAMES OF PUPILS	Age	Days Present	Grade	Month of Course Completed	Reading	Spelling	Grammar	Language	Arithmetic	Writing	Physiology	Geography	History U.S.	Hist. Illinois	Civics	Music	Agriculture	Household Arts	Drawing	Algebra	English	English Hist.	Phys. Geog.	Com. Geog.	Botany	Greek and Roman History	Class	Grade	Pupils Each Class (by number)	Text Book Used	Pages Canvassed		
																																From	To	
1.	Jessie Candler	13	89	8	5-6	100	99	98		100	92	99	97	98														a	8	READING				
2.	Grace Simpson	15	83	8	8	97	57	86		85	73	96	91	91														"	"	1-2-3-4-5	Lesson Rights			
3.	Ralph Blight	15	80	8	5-6	98	98	97		83	86	94	85	91														"	"	6				
4.	Freeman Sweet	14	87	8	7-8	98	93	77		85	90	93	93	89														"	"	SPELLING				
5.	Gene Deahl	15	80	8	8	88	72	90		91	85	82	89	87														"	"	Arithmetic				
6.	Ruth Quick	15	81	8		90	80	76		70	76	72	70	73														"	"	7th year				
7.	Emma Smith	14	86	7		82	90	82		88	98	96	96	99													B	7	1st 19					
8.	Jessie Simpson	13	83	7		90	90	89		99	86	95	91	91														"	"	GRAMMAR				
9.	Herbert Heston	12	87	7		88	91	72		97	97	98	93	98														"	"	Harvey's 1 to 4				
10.	Madys Shultz	12	85	7		86	88	75		94	90	82	85	89														"	"	LANGUAGE				
11.	Albert Shultz	15	82	7		98	78	80		93	95	90	95	90														"	"					
12.	Anna Dahl	12	86	7		60	70	96		70	78	92	80	86														"	"					
13.	Nelva Gofar	15	79	7		96	87	70		80	77	71	60	73														"	"					
14.	Agnes Macreiner	14	83	7		67	80	92		80	60	65	76	70														"	"	ARITHMETIC				
15.	Chris Pope	14	70	7		70	87	75		80	70	90	96	92														"	"	Miller's				
16.	Mamie Stouffer	16	71	7		50	75	65		63	82	70	60	88														"	"	Adv'd				
17.	Bela Blanka	15	59	7																								"	"	all pupils				
18.	Fred Travers	16	58	7																								"	"	WRITING				
19.	Dollie Morgan	12	65	6		91	72	88		95	82	80	79	78														C	6					
20.	Harvey Betty	13	86	6		91	70			96	90	98	80	89														"	"	PHYSIOLOGY AND HYGIENE				
21.	Sarah Miller	12	86	6		94	90			80	90	96	79	92														"	"	Blaisdell				
22.	Rowell Strahan	12	89	6		89	89			80	55	75	80	65														"	"	all				
23.	Alexander Selacy	12	89	6		70	91			85	78	78	78	78														"	"	GEOGRAPHY				
24.	Nathie Watkins	13	89	6		92	89			78	70	77	87	81														"	"	Adv'd				
25.	Chas. Cleveland	13	86	6		91	90			100	78	78	80	79														"	"	all				
26.	Clarence Besmunt	13	88	6		97	90			70	98	83	95	90														"	"	HISTORY OF U. S.				
27.	Mildred Deahl	13	87	6		88	91			70	80	77	93	85														"	"	McMaster				
28.	Walter Duffley	14	68	6																								"	"	all				
29.	Herman Hall	12	82	6		92	91			100	75	70	95	78														"	"	HISTORY OF ILLINOIS				
30.	John Selacy	12	67	6		90	91			82	70	88	95	88														"	"	Ill. & Italian				
31.	Burtha Shultz	12	72	6						200	Thoreau	for	Edmunds															"	"	7 to 19				
32.	Walter Scott	12	88	6		91	70			92	100	75	80	97														"	"	CIVICS				
33.	Sarah Mitchell	12	89	6		94	92			85	90	75	80	97														"	"	7 to 19				
34.	Herbert Stone	12	89	6		94	90			70	85	85	87	82														"	"	MUSIC				
35.	Jessie Stouffer	14	80	6		86	88			60	45	60	80	80														"	"	AGRICULTURE				
36.	Ray Mulenkamp	14	81	6		53	90			65	80	87	80	80														"	"					
37.	Wesley	16	83	6		53	80			84	65	80	80	70														"	"	HOUSEHOLD ARTS				
																															DRAWING			
																															ALGEBRA			
																															ENGLISH			
																															ENGLISH HISTORY			
																															PHYSICAL GEOGRAPHY			
																															COM. GEOGRAPHY			
																															BOTANY			
																															GREEK AND ROMAN HIST.			

1909

Teacher's Remarks to Superintendent

(NOTE—State what your school needs in apparatus, blackboards, etc.; also give the names of pupils not provided with books, naming the books needed. Suggest wherein the County Superintendent can co-operate with you for the advancement of your school, etc.)

Much need of single seats, Good Maps, and new up-to-date Text Books, especially a new Grammar. Harvey is antique.

TEACHER'S SUMMARY REPORT

ITEMS OF REPORT	Boys	Girls	Total
No. pupils enrolled - -	18	19	37
No. non-resident pupils enrolled		1	
Total No. days attendance -			140
Average daily attendance -			33+
Total No. days absence -			31
No. cases tardiness - -			6
No. neither tardy nor absent -			33

Value of school apparatus

No. volumes in library

No. living trees on ground

Whole No. of days taught

Compensation of teacher per month \$60.00

Percentage of Attendance 33+

I CERTIFY THAT THE ABOVE AND WITHIN REPORTS ARE CORRECT

Teacher Mary E. Murphy

District No. 148

Township Shipman

Copyright by W. M. Welch

DAILY PROGRAM

FORENOON			
Time Begins	Length in Minutes	Grade	BRANCHES
9:00	10		Opening Ex.
9:10	30	3+4	8+7 Grade Arith
9:40	30	6	Arithmetic
10:10	20		Writing
10:30	15		Recess
10:45	25		Language
11:10	25		Grammar
11:35	25		Grammar
			Room

DAILY PROGRAM

AFTERNOON			
Time Begins	Length in Minutes	Grade	BRANCHES
1:00	10		Opening Ex.
1:10	15	6	Geography
1:25	20	7-8	Physiology or Civics
1:45	20	8	Reading
2:05	25	6	Reading
2:30	15		Recess
2:45	20	7-8	History
3:05	20	7-8	History
3:25	20	7-8	Orthography
3:45	15	6	"
			Dismissal

Breliminary Classification Report

Of School in 748th Shipman District Shipman #148 Township of Shipman
County of Macoupin For the term commencing September 1st 1918
Teacher

No.	NAMES	Age	REMARKS ON INDIVIDUAL PUPILS	SYLLABUS OF CLASSES				PAGES	
				Yr.	Mo.	Pupils in each class (by number)	Text Book Used	Closed Last Term	Began This Term
						READING			
1.	Jessie Candler	13	Rank 1 in class.	8	1x2	1-2-3-4-5-6	Parker's Reader	not	com- secuti
2.	Ralph Clarke	15	" 3 " "	4	1x2	7-8-9-10-11-12-13-14 15-16-17-18	Baldwin's Reader		
3.	Drene Deahl	15	" 5 " "not studious"	6	1x2	19-20-21-22-23-24-25- 26-27-28-29-30-31-32-33 34-35-SPELLING 36-37-38-39	" "		
4.	Freeman Sweet	13	" 2 " class	6					
5.	Grace Simpson	14	" 3 " "	8		1-2-3-4-5-6			
6.	Ruth Quist	15	Is not at all satisfactory.	4		7-8-9-10-11-12-13-14-15-16-17 18-19-20-21-22-23-24-25-26-27-28 29-30-31-32-33-34-35-36-37-38 39	Rhetorical		
7.	Bela Clarke	15	Rank 3 in class	6					
8.	Chas. Cohe	13	Is kept home to work						
9.	Herna Stahl	13	Most studious "of Ambitious"			GRAMMAR			
10.	Velva Lohr	14	Not really interested.	8		1-2-3-4-5-6	Harvey's (Original)		
11.	Alice W. Kerner	13	Is scarcely fit for 1st grade	4		7-8-9-10-11-12-13-14- 15-16-17-18	"Mother Tongue II."		
12.	Herbert Preston	11	Most satisfactory.			LANGUAGE			
13.	Jesse Simpson	12	"			19-20-21-22-23-24-25 26-27-28-29-30-31-32-33 34-35-36-37-38-39	Mother Tongue II.		
14.	Bladys Spultz	11	Studious.			ARITHMETIC			
15.	Albert Spultz	14	Studious but slow to learn.			same as above	Miller's Adv.		
16.	Irma Smith	13	Very satisfactory	4		same as 8th "	" "		
17.	Fred Travers	13	Not fit for grade.	8		same as 6th	" "		
18.	Nannie Struffe	14	" " " "	6		WRITING			
19.	Mary Belth	13	Very satisfactory				Medical Sent.		
20.	Glance Besenwirth	11	Bright and interested	8					
21.	Joe Conrad	13	Fairly studious.	4					
22.	Walter Daffey	13	Good Work.	6					
23.	Mildred Deahl	11	Bright.			PHYSIOLOGY AND HYGIENE			
24.	Herman Stahl	12	No. 1 in his class.	-					
25.	Reuter Helacy	11	Among best in class	-					
26.	Sarah Mitchell	11	Rank 2 in class.	6			How to Live		
27.	Hattie Watkins	12	Studious			GEOGRAPHY			
28.	Chas. Christad	12	Studious	8			Not. Advanced Log.		
29.	Bertha Spultz	11	Very Bright	4					
30.	Lucy Stahl	12	Good in class						
31.	Vessie Struffe	14	Not fit for grade.			U. S. HISTORY			
32.	Louell Shahan	12	" " " "	4x8			McMaster's Adv.		
33.	Sarah Miller	11	Good student.	6			" Primary		
34.	Herbert Stone	11	" " " "			HISTORY OF ILLINOIS			
35.	Dollie Morgan	13	" " " "	4x8			Mathis' Making of Illinois		
36.	Walter Scott	11	Excellent student.			CIVICS			
37.	Ray Spulenkamp	14	Started second Month	4x8			Forman's Civics		
38.	Harley Spulenkamp	16	" " " "			MUSIC	First Lesson.		
39.	John Helacy	12	Excellent Work.			AGRICULTURE			
						HOUSEHOLD ARTS			
						DRAWING			
						ALGEBRA			
						ENGLISH			
						ENGLISH HISTORY			
						PHYSICAL GEOGRAPHY			
						COM. GEOGRAPHY			
						BOTANY			
						GREEK AND ROMAN HIST.			

DAILY PROGRAM

TIME		Class	FORENOON SUBJECTS	TIME		Class	AFTERNOON SUBJECTS
From	To			From	To		
9:00	9:10		Phonics Exercises				Entire Program in Opposite Column.
9:10	9:40	4-8	A & B Arithmetic				
9:40	10:10	6	C Arithmetic				
10:10	10:30	4-8	A & B Civics				
10:30	10:45		— Recess. —				
10:45	11:00	6	C Physiology				
11:00	11:20	8	A Grammar				
11:20	11:40	4	B Grammar				
11:40	12:00	6	C Language				
12:00	1:00		— Noon —				
1:00	1:20	8	A Reading				
1:20	1:40	4	B Reading (U. History also)				
1:40	1:55	6	C History				
1:55	2:15	4-8	A & B History				
2:15	2:30	all	Writing				
2:30	2:45		— Recess —				
2:45	3:05	6	C Reading				
3:05	3:25	4-8	A & B Geography				
3:25	3:40	6	C Spelling				
3:40	4:00	4-8	A & B Spelling				

148

SPECIAL REPORT

Give general condition of your schoolroom with regard to cleanliness, desks, stove, windows and decorations
Stove has no jacket and is at one end of room. Discipline difficult because of double seats, no decorations nor appropriation for them. Room is clean.

No. volumes in library _____ General condition of library books _____ Do you keep a Library Record? _____ Have you a suitable book-case? _____ Give full name of dictionary as it appears on the cover *Webster's* Condition *Poor* Kind of blackboard in use *Slate* Condition *Good* What is the general condition of your school grounds? *Excellent*

No. living trees on school grounds _____ State condition of outbuildings, Boys' *In Good Condition* Girls' *Excellent Condition* Coal house *OK* Teacher's salary per month, \$ *60.00* Term ends *May 4th* 190*8* Teacher's name *Mary C. Murphy* Address while teaching *Shipman, Ill.*

TEACHER'S REMARKS ON CLASSIFICATION

My seventh grade class is very weak with a few exceptions and where the class is combined with eighth grade the pupils find work difficult. Sixth grade is not quite ready for work as outlined by State course, but do the work assigned nicely. As a whole my Eighth Year Class does excellent work, — reading excepted.

TO THE TEACHER:

This Preliminary Report should show the present organization of your school, and the condition of your schoolroom and grounds. It will enable me to give you prompt and valuable assistance during your present term of school. Please fill out carefully with ink, and mail to me at the close of the FIRST WEEK of school. Due credit will be given you for filing this report promptly.

County Superintendent of Schools

Of School in District No. 148 Township of Shipman County of Macoupin
For the Term commencing Jan. 1, 1909, and ending May 6, 1909.

Carolyn G. Cole		Teacher		BRANCHES																			SYLLABUS OF CLASSES											
Number	NAMES OF PUPILS	Age	Days Present	Grade	Month of Course Completed	Reading	Spelling	Grammar	Language	Arithmetic	Writing	Physiology	Geography	History U.S.	Hist. Illinois	Civics	Music	Agriculture	Household Arts	Drawing	Algebra	English	English Hist.	Phys. Geog.	Com. Geog.	Botany	Greek and Roman History	Class	Grade	Pupils Each Class (by number)	Text Book Used	Pages Canvassed		
																																From	To	
1.	Dorothy Archer	7	84	2	8	96	95		99	100	99																	a	2	READING	Baldwin			
2.	Calista Kulenkamp	7	62	2	8	95	80		75	74	99																	a	2		Taylor's			
3.	Nellie Bosomworth	7	86	2	8	95	98		82	81½	100																	a	2		1st.			
4.	Myrtle Kirby	8	89	2	8	96	100		82	92	100																	a	2	SPELLING	Baldwin	2nd.	Cyril	
5.	Orta Candler	7	76	2	8	96	97		91	100	98																	a	2					
6.	Helen Travers	8	68	2	8	92	80		70	71	100																	a	2					
7.	Oscar Wiegand	8	89	2	8	88	91		92	97	96																	a	2					
8.	Ethel Highfill	8	71	2	8	90	75		84	77	96																	a	2	GRAMMAR				
9.	John Burgoyne	8	7½	2	8	95	87		76	96	95																	a	2					
10.	Claude Moran	7	86	2	8	90	60		60	87	92																	a	2	LANGUAGE				
11.	Thomas Howerton	8	89	2	8	93	90		65	97	90																	a	2					
12.	Lester Kahl	8	89	2	8	86	60		60	71	96																	a	2					
13.	Harvey Shierer	8	74	2	8	80	60		92	60	93																	a	2					
14.	Earle Owen	8	89	2	8	80	90		60	99	78																	a	2	ARITHMETIC				
15.	George Owen	10	89	2	8	75	50		60	94	89																	a	2					
16.	Wilberta Strahan	6	79	1	8	94	96		97	100	97																	B	1					
17.	Eugenia Metcalf	6	34	1	8	40	92		85	80	100																	B	1	WRITING				
18.	Louis Burgoyne	6	74	1	8	95	100		95	94	90																	B	1					
19.	Howard Groves	8	60	1	8	92	88		70	60	95																	B	1					
20.	Bertha Kirby	6	89	1	8	96	98		98	84	92																	B	1	PHYSIOLOGY AND HYGIENE				
21.	Harry Highyard	7	89	1	8	96	100		98	100	97																	B	1					
22.	Everet Travers	6	53	1	8	90	87		75	70	96																	B	1					
23.	Robert Miller	6	64	1	8	94	93		95	81	96																	c	1	GEOGRAPHY				
24.	Paul Strahan	7	80	1	8	80	70		85	65	88																	c	1					
25.	Roberta Deahl	6	76	1	8	94	92		93	60	93																	c	1					
26.	Mabel Cope	6	60	1	8	92	78		90	60	95																	c	1	HISTORY OF U.S.				
27.	Earle Fritz	7	80	1	8	85	70		88	70	95																	c	1					
28.	Lucille Fritz	6	81½	1	8	94	93		90	80	98																	c	1	HISTORY OF ILLINOIS				
29.	Herbert Wiegand	8	6	1	8	94	90		95	85	96																	c	1					
30.	Orville Groves	6	50	1	8	80	75		82	60	80																	c	1					
31.	Fred Gillespie	6	67	1	8	80	87		80	60	90																	c	1	CIVICS				
32.	Gilbert Kulenkamp	6	65	1	8	95	87		90	88	98																	c	1					
33.	Alma Highfill	6	55	1	8	90	85		90	85	88																	c	1	MUSIC				

1909

Teacher's Remarks to Superintendent

(NOTE—State what your school needs in apparatus, blackboards, etc.; also give the names of pupils not provided with books, naming the books needed. Suggest wherein the County Superintendent can co-operate with you for the advancement of your school, etc.)

TEACHER'S SUMMARY REPORT

ITEMS OF REPORT	Boys	Girls	Total
No. pupils enrolled - -	19	14	33
No. non-resident pupils enrolled	1	1	2
Total No. days attendance -	1448	1011	2459
Average daily attendance -	16+	11+	27+
Total No. days absence -	243	235	478
No. cases tardiness - -	24	27	51
No. neither tardy nor absent -	2	2	4

Value of school apparatus

No. volumes in library

No. living trees on ground

Whole No. of days taught 89

Compensation of teacher per month \$45.00

Percentage of Attendance 84

I CERTIFY THAT THE ABOVE AND WITHIN REPORTS
ARE CORRECT

Teacher Carolyn G. Cole

District No. 148

Township Shipman

Copyright by W. M. Welch

DAILY PROGRAM

FORENOON			
Time Begins	Length in Minutes	Grade	BRANCHES
9.00	15		Opening Exercise
9.15	20	1	C. Reading.
9.35	20	1	B. Reading.
9.55	20	2	A. Reading.
10.15	15	1+2	Writing.
			Recess
10.50	20	1	C. Numbers.
11.10	20	1	B. Numbers.
11.30	20	2	A. Numbers.
			Noon.

DAILY PROGRAM

AFTERNOON			
Time Begins	Length in Minutes	Grade	BRANCHES
1.00	5		Opening.
1.05	20	1	C. Reading.
1.25	20	1	B. Reading.
1.45	20	2	A. Language.
2.05	25	1+2	Construction Work.
			Recess.
2.40	20	1	C. Language.
3.05	20	2	A. Physiology.
3.25	15	1	B. Language.
3.40	15	2	A. Spelling.

Of School in District No. 148 Township of Shipman County of Macoupin
For the Term commencing January 1, 1909, and ending May 6, 1909.

		Teacher				BRANCHES																			SYLLABUS OF CLASSES									
Number	NAMES OF PUPILS	Age	Days Present	Grade	Month of Course Completed	Reading	Spelling	Grammar	Language	Arithmetic	Writing	Physiology	Geography	History U.S.	Hist. Illinois	Civics	Music	Agriculture	Household Arts	Drawing	Algebra	English	English Hist.	Phys. Geog.	Com. Geog.	Botany	Greek and Roman History	Class	Grade	Pupils Each Class (by number)	Text Book Used	Pages Canvassed		
																																From	To	
1	Ada Sweet	11	84	5	8	96	94																					A	5-	READING				
2	Helen Christopher	8	35		8	96	95																					A	5-		Baldwin's			
3	Ervin Kulenkamp	12	87	5	8	99	100																					A	5-					
4	Nellie Burgoyne	9	79	5	8	94	98																					A	5-	SPELLING	Rational			
5	Bryan Waldron	11	81	5	8	97	94																					A	5-					
6	William Mann	14	83	5	8	94	94																					A	5-					
7	Lester Fritz	12	87	5	8	96	94																					A	5-					
8	Louis Anderson	13	67	5	8	96	92																					A	5-	GRAMMAR				
9	Vernon Webster	9	89	4	8	99	98																					B	4					
10	Lester Highfill	10	81	4	8	70	90																					B	4	LANGUAGE	Mother Tongue			
11	Nettie Morgan	11	81	4	8	95	92																					B	4		Jongue			
12	Dorothy Reile	13	82	4	8	95	93																					B	4		Bobbs.			
13	Floyd Giffin	12	82	4	8	93	88																					B	4					
14	Edith Mahan	10	87	4	8	93	90																					B	4	ARITHMETIC	Milne's			
15	Josie Stouffe	10	87	4	8	91	83																					B	4					
16	Ethel Wilgand	12	89	4	8	99	92																					B	4					
17	Mabel Candler	10	45	4	8	94	90																					B	4	WRITING	Medial Slant			
18	Nellie Travers	10	86	4	8	95	93																					B	4					
19	Lucy Luich	13	89	4	8	97	93																					B	4	PHYSIOLOGY AND HYGIENE	Blais-dell's			
20	Otis Mitchell	10	89	4	8	97	93																					B	4					
21	Ivan Candler	12	40	4	8	Did not take examination.																			B	4								
22	Earle Anderson	9	87	3	8	97	90																					C	3					
23	Ada Giffin	7	85	3	8	99	93																					C	3	GEOGRAPHY	Natural			
24	Helen Shultz	8	84	3	8	99	93																					C	3					
25	Bertie Gillespie	10	79	3	8	97	90																					C	3					
26	Frances Grove	10	89	3	8	98	95																					C	3	HISTORY OF U.S.				
27	Alberta Brown	8	87	3	8	96	93																					C	3					
28	Louisa Kahl	8	88	3	8	99	98																					C	3	HISTORY OF ILLINOIS				
29	Avesta Hupp	11	86	3	8	100	98																					C	3					
30	Florence Kahl	9	89	3	8	99	92																					C	3					
31	Melville Shultz	9	87	3	8	98	80																					C	3	CIVICS				
32	Ralph Olmsted	8	69	3	8	97	95																					C	3					
33	Hugh Waldron	10	83	3	8	95	75																					C	3	MUSIC				
34	Cecil Strahan	10	88	3	8	93	94																					C	3					
35	Edgar Fritz	11	73	3	8	93	92																					C	3	AGRICULTURE				
36	Marion Miller	9	77	3	8	99	96																					C	3					
37	Harry Kelsey	9	73	3	8	98	94																					C	3	HOUSEHOLD ARTS				
																																</		

(NOTE—State what your school needs in apparatus, blackboards, etc.; also give the names of pupils not provided with books, naming the books needed. Suggest wherein the County Superintendent can co-operate with you for the advancement of your school, etc.)

[illegible]

ITEMS OF REPORT	Boys	Girls	Total
No. pupils enrolled - -	17	20	37
No. non-resident pupils enrolled		1	
Total No. days attendance -	1334	1677	3011
Average daily attendance -	157	181	338
Total No. days absence -	103	179	282
No. cases tardiness - -	27	43	70
No. neither tardy nor absent -	1	1	2

Value of school apparatus_____

No. volumes in library_____

No. living trees on ground_____

Whole No. of days taught 89
 Compensation of teacher per month \$ 45.²⁰/₁₀₀
 Percentage of Attendance 84

**I CERTIFY THAT THE ABOVE AND WITHIN REPORTS
ARE CORRECT**

Teacher Julia M. Cole
District No. 148
Township Shipman

Copyright by W. M. Welch

FORENOON			
Time Begins	Length in Minutes	Grade	BRANCHES
9	15	3.4.5	Opening Exercises
9.15	20	3	C Reading
9.35	20	4	B. Reading.
9.55	20	5	A. Reading
10.15	15	3.4.5	Writing
10.30	15		Recess
10.45	20	3	Number
10.5	20	4	Number
11.25	20	5	Number.
11.45	15	3.4.5	Physiology

AFTERNOON			
Time Begins	Length in Minutes	Grade	BRANCHES
1	5	3-4-5	Opening exercise
1.5	20	3	Language
1.25	20	4	Language
1.45	20	5	Language
2.5	20	4	geo graphy
2.30	15		Recess
2.45	20	5	geography.
3.5	15	3	Spelling
3.15	20	4	Spelling
3.35	20	5	Spelling
3.55			Dismissal

1909

Teacher's Remarks to Superintendent

(NOTE—State what your school needs in apparatus, blackboards, etc.; also give the names of pupils not provided with books, naming the books needed. Suggest wherein the County Superintendent can co-operate with you for the advancement of your school, etc.)

Much need of single seats, Good Maps, and new up-to-date Text Books, especially a new Grammar. Harvey is antique.

TEACHER'S SUMMARY REPORT

ITEMS OF REPORT	Boys	Girls	Total
No. pupils enrolled - -	18	19	37
No. non-resident pupils enrolled		1	
Total No. days attendance -			140
Average daily attendance -			33+
Total No. days absence -			31
No. cases tardiness - -			6
No. neither tardy nor absent -			33

Value of school apparatus

No. volumes in library

No. living trees on ground

Whole No. of days taught

Compensation of teacher per month \$60.00

Percentage of Attendance 33+

I CERTIFY THAT THE ABOVE AND WITHIN REPORTS ARE CORRECT

Teacher Mary E. Murphy

District No. 148

Township Shipman

Copyright by W. M. Welch

DAILY PROGRAM

FORENOON			
Time Begins	Length in Minutes	Grade	BRANCHES
9:00	10		Opening Ex.
9:10	30	3+4	8+7 Grade Arith
9:40	30	6	Arithmetic
10:10	20		Writing
10:30	15		Recess
10:45	25		Language
11:10	25		Grammar
11:35	25		Grammar
			Room

DAILY PROGRAM

AFTERNOON			
Time Begins	Length in Minutes	Grade	BRANCHES
1:00	10		Opening Ex.
1:10	15	6	Geography
1:25	20	7-8	Physiology or Civics
1:45	20	8	Reading
2:05	25	6	Reading
2:30	15		Recess
2:45	20	7-8	History
3:05	20	7-8	History
3:25	20	7-8	Orthography
3:45	15	6	"
			Dismissal

TEACHER'S ANNUAL REPORT

SCHOOL YEAR 1947-1948

To the Teacher or Superintendent: The State and National authorities need and demand all the data called for in this report. You are rendering a valuable service by a careful and prompt filling out of each item. For common schools of one teacher, items with starred numbers only are to be filled. In schools of two or more teachers the data should be collected by the Superintendent or Principal and embodied in one report. One copy is to be filed with the County Superintendent within one week after the close of school.

Name of School Shipman Grade Dist. No. 148 Macoupin County, Illinois

Enrollment Note: All whose names have been enrolled during the year should be reported and classified as they are at the close of the year before promotion, or at the time they have left the district.

1. TEACHERS AND ENROLLMENT

Elementary (See note after "Enrollment" above.)

Number of Teachers			Kinder- garten	1st Yr.	2nd Yr.	3rd Yr.	4th Yr.	5th Yr.	6th Yr.	7th Yr.	8th Yr.	Special Classes	Total
Men	Women	Total											
	3	3		9	9	10	10	7	9	16	10		80

High School (See note after "Enrollment" above.)

Number of Teachers			9th Yr.	10th Yr.	11th Yr.	12th Yr.	Post Graduates and Special Classes	Total	Grand Total (Elem. and High)
Men	Women	Total							

* 1a. How many of the above were enrolled this year in some other district of this state before

enrolling in this district? Elementary 9 High School _____

* 2. Length of school year in months 8

* 2a. Actual number of days school was in session 168
(Same as item 4 on claim for state aid) (include holidays and institute days)

* 3. Total days attendance of all pupils enrolled in grades kindergarten to eight inclusive 10,997
(Same as item 5 on claim for state aid)

* 3a. Average daily attendance of all pupils enrolled in grades kindergarten to eight inclusive. (See note below 3cx) 67.49 65.46
(Same as item 6 on claim for state aid)

* 3x. Total days attendance of all pupils in grades kindergarten to eight inclusive, exclusive of tuition pupils 9,731
(Same as item 5a on claim for state aid)

* 3ax. Average daily attendance of all pupils in grades kindergarten to eight inclusive, exclusive of tuition pupils 57.92
(Same as item 6a on claim for state aid)

NOTE: Do not allow more than $\frac{1}{2}$ day per day for Kindergarten in Items 3, 3a, 3x, 3ax.

3b. Total days attendance of all pupils enrolled in high schools _____
(Same as item 5 on claim for state aid)

3c. Average daily attendance of all pupils enrolled in high school. (See note below 3cx) _____
(Same as item 6 on claim for state aid)

3bx. Total days attendance of all pupils enrolled in high school, exclusive of tuition pupils _____
(Same as item 5a on claim for state aid)

3cx. Average daily attendance of all pupils enrolled in high school, exclusive of tuition pupils _____
(Same as item 6ax on claim for state aid)

(Note—The average daily attendance in a one-room school is found by dividing the total days attendance by the number of days the school was actually in session. In schools of two or more rooms, or in schools whose records of attendance are kept by session teachers, the average daily attendance is the sum of the average of the units composing the group. For example: The principal of a two-room school should enter in item 3a the sum of the average of the two rooms. The superintendent of a city system of schools should enter in item 3a the sum of the average of the various ward schools. The principal of each ward school and the principal of each high school should report the average for his school found by adding the averages of the various rooms or session groups composing the school.)

* 4. Number of eighth grade graduates or promotions 10 Total 10

* 5. Number of elementary tuition pupils attending the school _____ Total 10

6. Number of high school graduates (Four year) _____ Boys _____ Girls _____ Total _____

7. Number of high school tuition pupils attending this school _____ Total _____

* 8. Number of school buildings in the district used by elementary school _____ Public 1 Rented _____ Total 1

8a. Number of school buildings in the district used by high school _____ Public _____ Rented _____ Total _____

8b. How many of above teachers were supervisors or assistant principals? _____ Elementary _____ High School _____

* 14. Number of libraries 3 14a. Number of volumes in libraries 400

16. No. of private schools in district, Elementary 0 Secondary _____ Total _____

	GRADES K'D'G-8		GRADES 9-12		TOTAL	
	Boys	Girls	Boys	Girls	Boys	Girls
Enrollment	40	40				80
Teachers	Men	Women 3	Men	Women	Men	Women 3

17. HEALTH, SPECIAL EDUCATION AND ATTENDANCE:

	FULL TIME	PART TIME
Nurses		
Physicians		
Dentists		

Is physical exam. required every four years? yes (Yes or No)

No. given physical exam, this year 16

No. truant officers paid by district ✓

Age certificates issued ✓

NO. OF PHYSICALLY HANDICAPPED (Determined by Nurse, Physician or Teacher)

Crippled	Cardiac	T.B. (Arrested)	Hard of Hearing	Vision	Vision	Speech
Epileptic	T.B. (Active)	Deaf	Blind	Speech	Hearing	Others

No. Enrolled in Special Educational
Classes in Your District

107. CONSOLIDATED DISTRICTS

Dist. No.	TYPE OF DISTRICT			No. of Districts Cons.	ENROLLMENT	
	Elem.	Secondary	Unit		Elementary	Secondary

108. PUBLIC SCHOOL KINDERGARTENS

IS KINDERGARTEN MAINTAINED? (Yes or No)	ENROLLMENT

109. EMPLOYEES

No. Full Time Teachers _____ Total Salaries _____ Average Salary _____

1800
1520
1520
4840

OTHER EMPLOYEES

	FULL TIME	PART TIME
Operation (Janitors, Engineers, Etc.)		
Maintenance (Carpenters, Painters, Etc.)		
Clerks		
Stanographers		
Accountants		
Bus Drivers		
Cafeteria		
Others		
TOTAL		

Other information which may be requested by County Superintendent.

Part time teachers (not substitutes)

Name

Subject

Teacher's Annual Report

FOR

Shipman Grade School

District No. 148 Macomb County, Illinois, for school year ending June 30, 1948.

Building is in Township Shipman Range 8

School closed April, 30, 1948

Made by Martha Haysen Principal

Carlinville, Ill. P. O.

Filed _____, 1948

Co. Supt.

Blanks furnished by VERNON L. NICKELL
SUPERINTENDENT OF PUBLIC INSTRUCTION
Springfield, Illinois.

TEACHER'S ANNUAL REPORT

SCHOOL YEAR 1946-1947

To the Teacher or Superintendent: The State and National authorities need and demand all the data called for in this report. You are rendering a valuable service by a careful and prompt filling out of each item. For common schools of one teacher, items with starred numbers only are to be filled. In schools of two or more teachers the data should be collected by the Superintendent or Principal and embodied in one report. One copy is to be filed with the County Superintendent within one week after the close of school.

Name of School Shipman Grade Dist. No. 148 County, Illinois

Enrollment Note: All whose names have been enrolled during the year should be reported and classified as they are at the close of the year before promotion, or at the time they have left the district.

1. TEACHERS AND ENROLLMENT

Elementary (See note after "Enrollment" above.)

Number of Teachers			Kinder-garten	1st Yr.	2nd Yr.	3rd Yr.	4th Yr.	5th Yr.	6th Yr.	7th Yr.	8th Yr.	Special Classes	Total
Men	Women	Total											
	3	3		13	11	10	7	7	16	10	9		83

High School (See note after "Enrollment" above.)

Number of Teachers			9th Yr.	10th Yr.	11th Yr.	12th Yr.	Post Graduates and Special Classes	Total	Grand Total (Elem. and High)
Men	Women	Total							

* 1a. How many of the above were enrolled this year in some other district of this state before

enrolling in this district? Elementary 8 High School

* 2. Length of school year in months 8

* 2a. Actual number of days school was in session 165
(Same as item 4 on claim for state aid) (Include holidays and institute days)

* 3. Total days attendance of all pupils enrolled in grades kindergarten to eight inclusive 11,980
(Same as item 5 on claim for state aid)

* 3a. Average daily attendance of all pupils enrolled in grades kindergarten to eight inclusive. (See note below 3cx) 72.6
(Same as item 6 on claim for state aid)

* 3x. Total days attendance of all pupils in grades kindergarten to eight inclusive, exclusive of tuition pupils 11,228
(Same as item 5a on claim for state aid)

* 3ax. Average daily attendance of all pupils in grades kindergarten to eight inclusive, exclusive of tuition pupils 68.04
(Same as item 6a on claim for state aid)

NOTE: Do not allow more than 1/2 day per day for Kindergarten in items 3, 3a, 3x, 3ax.

3b. Total days attendance of all pupils enrolled in high schools
(Same as item 5 on claim for state aid)

3c. Average daily attendance of all pupils enrolled in high school. (See note below 3cx)
(Same as item 6 on claim for state aid)

3bx. Total days attendance of all pupils enrolled in high school, exclusive of tuition pupils
(Same as item 5a on claim for state aid)

3cx. Average daily attendance of all pupils enrolled in high school, exclusive of tuition pupils
(Same as item 6ax on claim for state aid)

(Note—The average daily attendance in a one-room school is found by dividing the total days attendance by the number of days the school was actually in session. In schools of two or more rooms, or in schools whose records of attendance are kept by session teachers, the average daily attendance is the sum of the average of the units composing the group. For example: The principal of a two-room school should enter in Item 3a the sum of the average of the two rooms. The superintendent of a city system of schools should enter in Item 3a the sum of the average of the various ward schools. The principal of each ward school and the principal of each high school should report the average for his school found by adding the averages of the various rooms or session groups composing the school.)

* 4. Number of eighth grade graduates or promotions Total 9

* 5. Number of elementary tuition pupils attending the school Total 7

6. Number of high school graduates (Four year) Boys Girls Total

7. Number of high school tuition pupils attending this school Total

* 8. Number of school buildings in the district used by elementary school Public 1 Rented Total 1

8a. Number of school buildings in the district used by high school Public Rented Total

* 14. Number of libraries 3

* 14a. Number of volumes in libraries exclusive of supplementary reading books for class use 300

16. No. of private schools in district No. of teachers, Men Women Total

Enrollment	Kindergarten		Grades 1-8		Grades 9-12		Total	
	Boys	Girls	Boys	Girls	Boys	Girls	Boys	Girls
			42	37				

17. Health, Special Education and Attendance: No. of nurses employed Physicians Is complete physical exam. required of all pupils at least once every 4 years? (Yes or No). No. of students given physical exam. this year NO. OF

HANDICAPPED (determined by physician, nurse or teacher) Crippled Epileptic Cardiac T. B. (Active)

 T. B. (Arrested) Deaf Hard of Hearing Blind Vision Speech

 NO. ENROLLED IN SPECIAL EDUCATION CLASSES or services established or maintained by your district: Vision

Hearing Speech Other physically handicapped

(IMPORTANT—Three items to be filled are on back of this sheet)

(OVER)

107. SPECIAL REPORT IF A CONSOLIDATED SCHOOL

(a) Dist. No.....; (b) Number of Districts consolidated.....; (c) Are the grade school pupils all assembled in one building?
.....; If not, in how many buildings?.....; Area in square miles.....; (e) Number of teachers: Elementary
.....; High School.....; (f) Number of students: Elementary.....; High School.....; (g) Check
Vocational Subjects taught: Agriculture.....; Manual Training.....; Sewing.....; Cooking.....;
(h) Transportation furnished by district. Yes.....; No.....

108. SPECIAL REPORT ON PUBLIC SCHOOL KINDERGARTENS

(a) Number in district.....; (b) Enrollment: Boys.....; Girls.....; (c) Number teachers.....;
(d) Salaries of teachers, \$.....; (e) Current expenses for year, \$.....

Blanks furnished by VERNON L. NICKELL, SUPERINTENDENT OF PUBLIC INSTRUCTION, Springfield, Illinois.

Other information which may be requested by County Superintendent.

Part time teachers (not substitutes)

Name	Subject
.....
.....
.....
.....
.....
.....
.....
.....
.....

Teacher's Annual Report

FOR

Shipman Grade School
District No. *148* *Macoupin* County,
Illinois, for school year ending June 30, 1947.

Building is in Township _____ Range _____

School closed *Apr. 30*, 1947
Made by *Martha Hayscraft*
Teacher at Principal

P. O. _____

Filed _____, 1947

Co. Supt. _____

TEACHER'S ANNUAL REPORT

SCHOOL YEAR 1945-1946

To the Teacher or Superintendent: The State and National authorities need and demand all the data called for in this report. You are rendering a valuable service by a careful and prompt filling out of each item. For common schools of one teacher, items with starred numbers only are to be filled. In schools of two or more teachers the data should be collected by the Superintendent or Principal and embodied in one report. One copy is to be filed with the County Superintendent within one week after the close of school.

Name of School Shelburne Grade Dist. No. 148 Macoupin County, Illinois

Enrollment Note: All whose names have been enrolled during the year should be reported and classified as they are at the close of the year before promotion, or at the time they may have left the district.

1. TEACHERS AND ENROLLMENT

Elementary (See note after "Enrollment" above.)

Number of Teachers			Kinder- garten	1st Yr.	2nd Yr.	3rd Yr.	4th Yr.	5th Yr.	6th Yr.	7th Yr.	8th Yr.	Special Classes	Total
Men	Women	Total											
	3	3		12	10	8	9	14	11	10	5		79

High School (See note after "Enrollment" above.)

Number of Teachers			9th Yr.	10th Yr.	11th Yr.	12th Yr.	Post Graduates and Special Classes	Total	Grand Total (Elem. and High)
Men	Women	Total							

* 1a. How many of the above were enrolled this year in some other district of this state before

enrolling in this district? Elementary 6 High School _____

* 2. Length of school year in months 8

* 2a. Actual number of days school was in session 165
(Same as item 4 on claim for state aid)

* 3. Total days attendance of all pupils enrolled in grades one to eight inclusive 11,559
(Same as item 5 on claim for state aid)

* 3a. Average daily attendance of all pupils enrolled in grades one to eight inclusive. (See note below 3cx) 70.05
(Same as item 6 on claim for state aid)

* 3x. Total days attendance of all pupils in grades one to eight inclusive, exclusive of tuition pupils 9,144 1/2
(Same as item 5a on claim for state aid)

* 3ax. Average daily attendance of all pupils in grades one to eight inclusive, exclusive of tuition pupils 55.42
(Same as item 6a on claim for state aid)

3b. Total days attendance of all pupils enrolled in high schools _____
(Same as item 5 on claim for state aid)

3c. Average daily attendance of all pupils enrolled in high school. (See note below 3cx) _____
(Same as item 6 on claim for state aid)

3bx. Total days attendance of all pupils enrolled in high school, exclusive of tuition pupils _____
(Same as item 5a on claim for state aid)

3cx. Average daily attendance of all pupils enrolled in high school, exclusive of tuition pupils _____
(Same as item 6ax on claim for state aid)

(Note—The average daily attendance in a one-room school is found by dividing the total days attendance by the number of days the school was actually in session. In schools of two or more rooms, or in schools whose records of attendance are kept by session teachers, the average daily attendance is the sum of the average of the units composing the group. For example: The principal of a two-room school should enter in Item 3a the sum of the average of the two rooms. The superintendent of a city system of schools should enter in Item 3a the sum of the average of the various ward schools. The principal of each ward school and the principal of each high school should report the average for his school found by adding the averages of the various rooms or session groups composing the school.)

* 4. Number of eighth grade graduates or promotions _____ Total 5

* 5. Number of elementary tuition pupils attending the school _____ Total 15

6. Number of high school graduates (Four year) _____ Boys _____ Girls _____ Total _____

7. Number of high school pupils attending this school _____ Total _____

* 8. Number of school buildings in the district used by elementary school _____ Public _____ Rented _____ Total 1

8a. Number of school buildings in the district used by high school _____ Public _____ Rented _____ Total _____

* 14. Number of libraries 3

* 14a. Number of volumes in libraries exclusive of supplementary reading books for class use 458

* 16. Number of private schools in the district ✓ Number of teachers employed _____ Men _____ Women _____ Number of pupils enrolled in elementary grades (1st to 8th): Boys _____ Girls _____ Secondary Grades (9th to 12th): Boys _____ Girls _____

* 17. Promotion of health: Number of nurses employed _____ physicians _____ Amount paid nurses, \$ _____ (Dollars only) physicians, \$ _____ (Dollars only)

Number of pupils examined for physical defects or contagion _____ Number found affected _____ Number of homes visited by nurse or inspecting officer _____

Promotion of attendance: Number of truant officers employed _____ Men _____ Women _____ Amount paid truant officers, \$ _____ (Dollars only)

Number of children not attending school between the ages of 7 and 14 _____ 14 and 16 _____ Number of children arrested and placed

in charge of teacher _____ Number sentenced by a court _____ Number of school and age certificates issued _____

(IMPORTANT—Three items to be filled are on back of this sheet.)

(OVER)

107. SPECIAL REPORT IF A CONSOLIDATED SCHOOL

(a) Dist. No. _____; (b) Number of Districts consolidated _____; (c) Are the grade school pupils all assembled in one building? _____; If not, in how many buildings? _____; Area in square miles _____; (e) Number of teachers: Elementary _____; High School _____; (f) Number of students: Elementary _____; High School _____; (g) Check Vocational Subjects taught: Agriculture _____; Manual Training _____; Sewing _____; Cooking _____; (h) Transportation furnished by district. Yes _____; No _____

108. SPECIAL REPORT ON PUBLIC SCHOOL KINDERGARTENS

(a) Number in district _____; (b) Enrollment: Boys _____; Girls _____; (c) Number teachers _____; (d) Salaries of teachers, \$ _____; (e) Current expenses for year, \$ _____

Blanks furnished by VERNON L. NICKELL, SUPERINTENDENT OF PUBLIC INSTRUCTION, Springfield, Illinois.

Other information which may be requested by County Superintendent.

Part time teachers (not substitutes)

Name	Subject
_____	_____
_____	_____
_____	_____
_____	_____
_____	_____
_____	_____
_____	_____
_____	_____

Teacher's Annual Report

FOR

Shirley Ann Graded School
District No. *148*, *Manassas* County,
Illinois, for school year ending June 30, 1946.

Building is in Township _____ Range _____

School closed *April 30*, 1946

Made by *Martina Stayercraft*
Teacher & Principal

P. O. _____

Filed _____, 1946

Co. Supt. _____

TEACHER'S ANNUAL REPORT

SCHOOL YEAR 1944-1945

To the Teacher or Superintendent: The State and National authorities need and demand all the data called for in this report. You are rendering a valuable service by a careful and prompt filling out of each item. For common schools of one teacher, items with starred numbers only are to be filled. In schools of two or more teachers the data should be collected by the Superintendent or Principal and embodied in one report. One copy is to be filed with the County Superintendent within one week after the close of school.

Name of School S. Lipsman Dist. No. 148 County, Illinois

Enrollment Note: All whose names have been enrolled during the year should be reported and classified as they are at the close of the year before promotion, or at the time they may have left the district.

1. TEACHERS AND ENROLLMENT

Elementary (See note after "Enrollment" above.)

Number of Teachers			Kinder- garten	1st Yr.	2nd Yr.	3rd Yr.	4th Yr.	5th Yr.	6th Yr.	7th Yr.	8th Yr.	Total
Men	Women	Total										
	3	3		8	8	13	15	11	9	7	14	85

High School (See note after "Enrollment" above.)

Number of Teachers			9th Yr.	10th Yr.	11th Yr.	12th Yr.	Post Graduates	Total	Grand Total (Elem. and High)
Men	Women	Total							

* 1a. How many of the above were enrolled this year in some other district of this state before

enrolling in this district? Elementary 5 High School _____

* 2. Length of school year in months 8

* 2a. Actual number of days school was in session 164

* 3. Total days attendance of all pupils enrolled in grades one to eight inclusive 12,265

* 3a. Average daily attendance of all pupils enrolled in grades one to eight inclusive. (See note below 3cx) 74.78

* 3x. Total days attendance of all pupils in grades one to eight inclusive, exclusive of tuition pupils 10,165

* 3ax. Average daily attendance of all pupils in grades one to eight inclusive, exclusive of tuition pupils (must agree with item 6a of State Aid claim) 61.98

3b. Total days attendance of all pupils enrolled in high schools _____

3c. Average daily attendance of all pupils enrolled in high school. (See note below 3cx) _____

3bx. Total days attendance of all pupils enrolled in high school, exclusive of tuition pupils _____

3cx. Average daily attendance of all pupils enrolled in high school, exclusive of tuition pupils _____

(Note—The average daily attendance in a one-room school is found by dividing the total days attendance by the number of days the school was actually in session. In schools of two or more rooms, or in schools whose records of attendance are kept by session teachers, the average daily attendance is the sum of the averages of the units composing the group. For example: The principal of a two-room school should enter in Item 3a the sum of the average of the two rooms. The superintendent of a city system of schools should enter in Item 3a the sum of the averages of the various ward schools. The principal of each ward school and the principal of each high school should report the average for his school found by adding the averages of the various rooms or session groups composing the school.)

* 4. Number of eighth grade graduates or promotions _____ Total 13

* 5. Number of elementary tuition pupils attending this school _____ Total 13

6. Number of high school graduates (Four year) _____ Boys _____ Girls _____ Total _____

7. Number of high school tuition pupils attending this school _____ Total _____

* 8. Number of school buildings in the district used by elementary school 1 Public _____ Rented _____ Total 1

8a. Number of school buildings in the district used by high school _____ Public _____ Rented _____ Total _____

* 14. Number of libraries 3

* 14a. Number of volumes in libraries exclusive of supplementary reading books for class use 341

* 16. Number of private schools in the district _____ Number of teachers employed _____ Men _____ Women _____ Number of pupils enrolled in elementary grades (1st to 8th): Boys _____ Girls _____ Secondary Grades (9th to 12th): Boys _____ Girls _____

* 17. Promotion of health: Number of nurses employed _____ physicians _____ Amount paid nurses, \$ _____ (Dollars only) physicians, \$ _____ (Dollars only)

Number of pupils examined for physical defects or contagion 19 Number found affected _____ Number of homes visited by nurse or inspecting officer _____

Promotion of attendance: Number of truant officers employed _____ Men _____ Women _____ Amount paid truant officers, \$ _____ (Dollars only)

Number of children not attending school between the ages of 7 and 14 _____ 14 and 16 _____ Number of children arrested and placed

in charge of teacher _____ Number sentenced by a court _____ Number of school and age certificates issued _____

(IMPORTANT—Three items to be filled are on back of this sheet.)

(OVER)

107. SPECIAL REPORT IF A CONSOLIDATED SCHOOL

(a) Dist. No. _____; (b) Number of Districts consolidated _____; (c) Are the grade school pupils all assembled in one building? _____; If not, in how many buildings? _____; (d) Area in square miles _____; (e) Number of teachers: Elementary _____; High School _____; (f) Number of students: Elementary _____; High School _____; (g) Check Vocational Subjects taught: Agriculture _____; Manual Training _____; Sewing _____; Cooking _____; (h) Transportation furnished by district. Yes _____; No _____

108. SPECIAL REPORT ON PUBLIC SCHOOL KINDERGARTENS

(a) Number in district _____; (b) Enrollment: Boys _____; Girls _____; (c) Number teachers _____; (d) Salaries of teachers, \$ _____; (e) Current expenses for year, \$ _____

Blanks furnished by VERNON L. NICKELL, SUPERINTENDENT OF PUBLIC INSTRUCTION, Springfield, Illinois.

Other information which may be requested by County Superintendent.

Part time teachers (not substitutes)

Name	Subject
_____	_____
_____	_____
_____	_____
_____	_____
_____	_____
_____	_____
_____	_____
_____	_____

Teacher's Annual Report

FOR

Superior Grade School
District No. 148, Marion County,
Illinois, for school year ending June 30, 1945.

Building is in Township 8 Range 9

School closed April 27, 1945

Made by Martha J. Hayscraft
Teacher or Principal

P. O. _____

Filed _____, 1945

Co. Supt. _____

TEACHER'S ANNUAL REPORT

SCHOOL YEAR 1943-1944

To the Teacher or Superintendent: The State and National authorities need and demand all the data called for in this report. You are rendering a valuable service by a careful and prompt filling out of each item. For common schools of one teacher, items with starred numbers only are to be filled. In schools of two or more teachers the data should be collected by the Superintendent or Principal and embodied in one report. One copy is to be filed with the County Superintendent within one week after the close of school.

Name of School Shipman Grade School Dist. No. 148, Macoupin County, Illinois

Enrollment; Note: All whose names have been enrolled during the year should be reported and classified as they are at the close of the year before promotion, or at the time they may have left the district.

1. TEACHERS AND ENROLLMENT

Elementary (See note after "Enrollment" above.)

Number of Teachers			Kinder- garten	1st Yr.	2nd Yr.	3rd Yr.	4th Yr.	5th Yr.	6th Yr.	7th Yr.	8th Yr.	Total
Men	Women	Total										
	3	3		14	12	14	10	9	7	15	8	89

High School (See note after "Enrollment" above.)

Number of Teachers			9th Yr.	10th Yr.	11th Yr.	12th Yr.	Post Graduates	Total	Grand Total (Elem. and High)
Men	Women	Total							

* 1a. How many of the above were enrolled this year in some other district of this state before

enrolling in this district: Elementary 8 High School _____

* 2. Length of school year in months 8

* 2a. Actual number of days school was in session 161

* 3. Total days attendance of all pupils enrolled in grades one to eight inclusive 12,131

* 3a. Average daily attendance of all pupils enrolled in grades one to eight inclusive. (See note below 3cx) 75.34

* 3x. Total days attendance of all pupils in grades one to eight inclusive, exclusive of tuition pupils 10,477 1/2

* 3ax. Average daily attendance of all pupils in grades one to eight inclusive, exclusive of tuition pupils (must agree with item 3a. of State Aid claim) 66.08

3b. Total days attendance of all pupils enrolled in high schools _____

3c. Average daily attendance of all pupils enrolled in high school. (See note below 3cx) _____

3bx. Total days attendance of all pupils enrolled in high school, exclusive of tuition pupils _____

3cx. Average daily attendance of all pupils enrolled in high school, exclusive of tuition pupils _____

(Note—The average daily attendance in a one-room school is found by dividing the total days attendance by the number of days the school was actually in session. In schools of two or more rooms, or in schools whose records of attendance are kept by session teachers, the average daily attendance is the sum of the averages of the units composing the group. For example: The principal of a two-room school should enter in Item 3a the sum of the averages of the two rooms. The superintendent of a city system of schools should enter in Item 3a the sum of the averages of the various ward schools. The principal of each ward school and the principal of each high school should report the average for his school found by adding the averages of the various rooms or session groups composing the school.)

* 4. Number of eighth grade graduates or promotions 8 Total 8

* 5. Number of elementary tuition pupils attending this school 17 Total 17

6. Number of high school graduates (Four year) _____ Boys _____ Girls _____ Total _____

7. Number of high school tuition pupils attending this school _____ Total _____

* 8. Number of school buildings in the district used by elementary school _____ Public 1 Rented _____ Total 1

8a. Number of school buildings in the district used by high school _____ Public _____ Rented _____ Total _____

* 14. Number of libraries 1

* 14a. Number of volumes in libraries exclusive of supplementary reading books for class use 434

* 16. Number of private schools in the district 0 Number of teachers employed _____ Men _____ Women _____ Number of pupils enrolled in elementary grades (1st to 8th): Boys _____ Girls _____ Secondary Grades (9th to 12th): Boys _____ Girls _____

* 17. Promotion of health: Number of nurses employed _____ physicians _____ Amount paid nurses, \$ _____ (Dollars only) physicians, \$ _____ (Dollars only)
Number of pupils examined for physical defects or contagion _____ Number found affected _____ Number of homes visited by nurse or inspecting officer _____

Promotion of attendance: Number of truant officers employed 0 Men _____ Women _____ Amount paid truant officers, \$ _____ (Dollars only)

Number of children not attending school between the ages of 7 and 14 0 14 and 16 0 Number of children arrested and placed in charge of teacher 0 Number sentenced by a court 0 Number of school and age certificates issued 0

(IMPORTANT—Three items to be filled are on back of this sheet.)

(OVER)

107. SPECIAL REPORT IF A CONSOLIDATED SCHOOL

(a) Dist. No. 148; (b) Number of Districts consolidated ✓; (c) Are the grade school pupils all assembled in one building?
_____; If not, in how many buildings? _____; (d) Area in square miles _____; (e) Number of teachers: Elementary
_____; High School _____; (f) Number of students: Elementary _____; High School _____; (g) Check
Vocational Subjects taught: Agriculture _____; Manual Training _____; Sewing _____; Cooking _____;
(h) Transportation furnished by district. Yes _____; No _____

108. SPECIAL REPORT ON PUBLIC SCHOOL KINDERGARTENS

(a) Number in district 0; (b) Enrollment: Boys _____; Girls _____; (c) Number teachers _____;
(d) Salaries of teachers, \$ _____; (e) Current expenses for year, \$ _____

Blanks furnished by VERNON L. NICKELL, SUPERINTENDENT OF PUBLIC INSTRUCTION, Springfield, Illinois

Other information which may be requested by County Superintendent.

Part time teachers (not substitutes)

Name	Subject
_____	_____
_____	_____
_____	_____
_____	_____
_____	_____
_____	_____
_____	_____
_____	_____

Teacher's Annual Report

FOR

Shippensburg Grade School
District No. 148, Shippensburg County,
Illinois, for school year ending June 30, 1944.

Building is in Township _____ Range _____

School closed April 28, 1944

Made by

Maudie Hagerstaff Principal
Teacher or Principal
Carlwood C. Old P. O.

Filed

May 2, 1944
L. H. Jaeger
Co. Supt.

No. 148.

TEACHERS' ANNUAL REPORT

SCHOOL YEAR 1925-1926

To the Teacher or Superintendent: The State and National authorities need and demand all the data called for in this report. You are rendering a valuable service by a careful and prompt filling out of each item. For common schools of one teacher, items with starred numbers only are to be filled. In schools of two or more teachers the data should be collected by the Superintendent or Principal and embodied in one report. Two copies are to be filed with the County Superintendent within one week after the close of school.

- * 1. Name of School Shipman Dist. No. 148 Marion County, Illinois.
Enrollment; Note: All whose names have been enrolled during the year should be reported and classified as they are at the close of the year before promotion, or at the time they may have left the district.
Elementary

ent

Kindergarten		1st Yr.		2nd Yr.		3rd Yr.		4th Yr.		5th Yr.		6th Yr.		7th Yr.		8th Yr.		Total	
Boys	Girls	Boys	Girls	Boys	Girls	Boys	Girls	Boys	Girls	Boys	Girls	Boys	Girls	Boys	Girls	Boys	Girls	Boys	Girls
		4	3	7	4	8	11	3	7	4	4	9	2	8	7	8	9	51	41

- * 2. Secondary (High)—(See note after "Enrollment" above).

9th Yr.		10th Yr.		11th Yr.		12th Yr.		Total		Grand Total (Elem. and High.)	
Boys	Girls	Boys	Girls	Boys	Girls	Boys	Girls	Boys	Girls	Boys	Girls

- * 2a. How many of the above were enrolled this year in some other district of this state before enrolling in this district. Boys 6 Girls 7 Total 13
- * 2b. Length of school year in months Eight
- * 2c. Actual number of days school was in session 168
- * 2d. Number of days when fewer than 5 pupils were present 0
- * 4. Total days attendance of all pupils enrolled in both elementary and high school 13,292
- * 4a. Average daily attendance of all pupils enrolled in both elementary and high school (See note below 4c) 78.42
- * 4b. Total days attendance of all high school pupils (above 8th grade) _____
- * 4c. Average daily attendance of all high school pupils (above 8th grade) (See note below)
(Note—The average daily attendance in a one-room school is found by dividing the total days attendance by the number of days the school was actually in session. In schools of two or more rooms, or in schools whose records of attendance are kept by session teachers, the average daily attendance is the sum of the averages of the units composing the group. For example: The principal of a two-room school should enter in item 4a the sum of the averages of the two rooms. The principal of a school containing several rooms whose work includes the eight grades and a high school should enter in item 4a the sum of the averages of the grade rooms and of the high school. The superintendent of a city system of schools should enter in item 4a the sum of the averages of the various ward schools and of the high school. The principal of each ward school and the principal of each high school should report the average for his school found by adding the averages of the various rooms or session groups composing the school.)
- * 5. Number of eighth grade graduates or promotions. Boys 7 Girls 3 Total 10
- * 6. Number of elementary tuition pupils attending this school. Boys 6 Girls 6 Total 12
- * 7. Number of high school graduates. Boys _____ Girls _____ Total _____
- * 8. Number of high school tuition pupils attending this school. Boys _____ Girls _____ Total _____
- * 9. Superintendents who do no teaching. Men _____ Women _____ Total 1
- * 9a. Principals and Supervisors who teach less than half time. Men _____ Women _____ Total _____
- * 10. Teachers and principals who teach half time or more (if more than one person has taught in a room count only the one teaching at the end of the term). Men 1 Women 3 Total 4
- * 11. Total number of all teaching positions (sum of 9, 9a, and 10) (show only the actual positions) Men 1 Women 3 Total 4
- * 11a. Total number of high school teaching positions (show only the actual positions) Men _____ Women _____ Total _____
- * 12. Qualifications of all teachers. (Total not to exceed total of item 11.) Number of graduates of College and State Normal School 0; College only 0; Normal School only 0; Graduates of 4 year High School and attended College 3 years 0; College 2 years 0; College or Normal School 1 year 0; neither College nor Normal School 0; Attended High School only three years 1; two years _____; one year _____ Two class C Teachers
- * 12a. Qualifications of High School teachers. (Total not to exceed total of item 11a) Number of graduates of College and State Normal School _____; College only _____; Normal School only _____; Graduates of 4 year high school and attended College three years _____; College two years, College or Normal School one year _____; neither College nor Normal School _____; Attended High School only three years _____; two years _____; one year _____
- * 13. Vacancies of teachers caused by death 0 by resignation 0 by change for spring term 0 Total 0
- * 15. Amount of annual salary earned by all teachers: Men, \$ 300; Women, \$ 2,680; Total, \$ 2,980
(If a position has been held by more than one person, give as annual salary the sum earned by all for the teacher holding the position at end of term.)
- * 15a. Amount of annual salary earned by high school teachers only: Men, \$ _____; Women, \$ _____; Total, \$ _____
- * 16. Number of teachers contributing to the Illinois State Teachers' Pension and Retirement Fund 3 2; Amount contributed this year, \$ 15.10
- * 17. Number of all public school houses in the district. Public 1 Rented _____ Total 1
- * 17a. Number of school houses in the district used by high schools only. Public _____ Rented _____ Total _____
- * 18. Number of sittings for study: (A double seat to be counted as one sitting) 120
- * 20. Give length of service in this district of teachers holding positions at close of school: 1 yr. 2 2 Yrs. _____
3 yrs. 1 4 yrs. 1 5 yrs. _____ 6 yrs. _____ 7 yrs. _____ 8 yrs. _____ 9 yrs. _____
10 yrs. _____ 11 yrs. _____ 12 yrs. _____ 13 yrs. _____ 14 yrs. _____ 15 yrs. _____ 16 yrs. _____
17 yrs. _____ 18 yrs. _____ 19 yrs. _____ 20 yrs. or more _____ (Count part of a year as a year. Total should equal that of No. 11.)
- * 24. Number of volumes in library exclusive of supplementary reading books for class use 100
- * 26. Number of private schools in the district 0 Number of teachers employed Men 0 Women 6 Number of pupils enrolled in elementary grades (1st to 8th): Boys 0 Girls 0 Secondary Grades (9th to 12th) Boys 0 Girls 0 College Grades (13th to 16th): Boys 0 Girls 0
- * 27. Promotion of health: Number of nurses employed _____ physicians _____ Amount paid nurses \$ _____ physicians \$ _____
Number of pupils examined for physical defects or contagion _____ Number found affected _____ Number of homes visited by nurse or inspecting officer _____
Promotion of attendance: Number of truant officers employed Men 0 Women 0 Amount paid truant officers \$ 0
Number of children not attending school between the ages of 7 and 14 0 14 and 18 0 Number of children arrested and placed in charge of teacher 0 Number sentenced by a court 0 Number of school and age certificates issued 0
- * 29. Number of years of high school work offered in the following courses: Academic (classical, scientific, etc.) _____ Commercial _____ Trades and Industries _____ Agricultural _____ Domestic Science _____ Normal _____ Vocational (under State Board) _____

(IMPORTANT—Six items to be filled are on back of this sheet.)

(OVER)

14. SALARIES OF TEACHERS

Enter in the following table the number of teachers in day schools paid the different annual salaries.

Elementary					Secondary				
Salaries	Men	Women	Men	Women	Salaries	Men	Women	Men	Women
Less than \$200					\$1,200 to \$1,299				
\$200 to \$299					\$1,300 to \$1,399				
\$300 to \$399					\$1,400 to \$1,499				
\$400 to \$499					\$1,500 to \$1,599				
\$500 to \$599					\$1,600 to \$1,699				
\$600 to \$699		2			\$1,700 to \$1,799				
\$700 to \$799		1			\$1,800 to \$1,899				
\$800 to \$899					\$1,900 to \$1,999				
\$900 to \$999					\$2,000 to \$2,499				
\$1,000 to \$1,099					\$2,500 to \$2,999				
\$1,100 to \$1,199					\$3,000 and over				
Total (same as Item 11)							3		

58. SPECIAL REPORT IF A CONSOLIDATED SCHOOL.

(a) Dist. No. _____; (b) Number of Districts consolidated _____; (c) Are the grade school pupils all assembled in one building? _____ If not, in how many buildings? _____ (d) Area in square miles _____; (e) Number of teachers: Elementary _____; High School _____; (f) Number of students: Elementary _____; High School _____; (g) Check Vocational Subjects taught: Agriculture _____; Manual Training _____; Sewing _____; Cooking _____; (h) Transportation furnished by district. Yes _____, No _____; Number of vehicles _____; Annual cost of transportation \$ _____ (Note: If vehicle is owned by the district, one-fifth of its cost should be counted as a part of the annual cost of transportation.)

59. SPECIAL REPORT ON PUBLIC SCHOOL KINDERGARTENS.

(a) Number in district _____; (b) Enrollment: Boys _____; Girls _____; (c) Number teachers _____; (d) Salaries of teachers \$ _____

60. SPECIAL REPORT ON DEAF AND DUMB AND BLIND CHILDREN.

(a) Number, ages 3 to 21, in district _____; (b) Number in State or private institutions _____; (c) Number in special school or classes of district _____; (d) Number of teachers: Men _____; Women _____; (e) Number of separate schools _____; (f) Value of building, grounds and equipment \$ _____

61. SPECIAL REPORT ON CRIPPLED CHILDREN.

(a) Number, ages 5 to 21, reported by truant officer _____; (b) Number enrolled in special district school or classes: Boys _____; Girls _____; (c) Number teachers: Men _____; Women _____; (d) Number separate schools _____; (e) Value of building, grounds and equipment \$ _____

62. SPECIAL REPORT ON DELINQUENT CHILDREN.

(a) Number schools _____; (b) Enrollment: Boys _____; Girls _____; (c) Number teachers: Men _____; Women _____; (d) Number separate schools _____; (e) Value of building, grounds and equipment \$ _____

Teachers' Annual Report

FOR

Shipman Public School

Dist. No. *145* *Macoupin County,*
Illinois, for school year ending June 30, 1926.

Building is in Township *8* Range *9*

School closed *April 30,* 1926

Made by *J. A. Ketting*

Shipman, Illinois P. O.

Filed *May 12* 1926

George W. Solomon
Co. Supt.

No. 148

TEACHERS' ANNUAL REPORT

SCHOOL YEAR 1924-1925

To the Teacher or Superintendent: The State and National authorities need and demand all the data called for in this report. You are rendering a valuable service by a careful and prompt filling out of each item. For common schools of one teacher, items with starred numbers only are to be filled. In schools of two or more teachers the data should be collected by the Superintendent or Principal and embodied in one report. Two copies are to be filed with the County Superintendent within one week after the close of school.

- * 1. Name of School Shipman Public School Dist. 148 Macoupin County, Illinois.
Enrollment Note: All whose names have been enrolled during the year should be reported and classified as they are at the close of the year before promotion, or at the time they may have left the district.

Elementary

	Kindergarten		1st Yr.		2nd Yr.		3rd Yr.		4th Yr.		5th Yr.		6th Yr.		7th Yr.		8th Yr.		Total	
	Boys	Girls	Boys	Girls	Boys	Girls	Boys	Girls	Boys	Girls	Boys	Girls	Boys	Girls	Boys	Girls	Boys	Girls	Boys	Girls
			9	4	9	6	2	7	4	2	9	5	8	5	9	6	10	8	60	43

- * 2. Secondary (High)—(See note after "Enrollment" above).

9th Yr.		10th Yr.		11th Yr.		12th Yr.		Total		Grand Total (Elem. and High)	
Boys	Girls	Boys	Girls	Boys	Girls	Boys	Girls	Boys	Girls	Boys	Girls

- * 2a. How many of the above were enrolled this year in some other district of this state before enrolling in this district

Boys 9 Girls 4 Total 13

- * 3a. Length of school year in months 8

- * 3f. Actual number of days school was in session 167

- * 4. Total days attendance of all pupils enrolled in both elementary and high school 14753

- * 4a. Average daily attendance of all pupils enrolled in both elementary and high school (See note below 4c) 88

- 4b. Total days attendance of all high school pupils (above 8th grade)

- 4c. Average daily attendance of all high school pupils (above 8th grade) (See note below)
(Note—The average daily attendance in a one-room school is found by dividing the total days attendance by the number of days the school was actually in session. In schools of two or more rooms, or in schools whose records of attendance are kept by session teachers, the average daily attendance is the sum of the averages of the units composing the group. For example: The principal of a two-room school should enter in item 4a the sum of the averages of the two rooms. The principal of a school containing several rooms whose work includes the eight grades and a high school should enter in item 4a the sum of the averages of the grade rooms and of the high school. The superintendent of a city system of schools should enter in item 4a the sum of the averages of the various ward schools and of the high school. The principal of each ward school and the principal of each high school should report the average for his school found by adding the averages of the various rooms or session groups composing the school.)

- * 5. Number of eighth grade graduates or promotions Boys 8 Girls 8 Total 16

- * 6. Number of elementary tuition pupils attending this school Boys 8 Girls 5 Total 13

7. Number of high school graduates Boys _____ Girls _____ Total _____

8. Number of high school tuition pupils attending this school Boys _____ Girls _____ Total _____

9. Superintendents who do no teaching Men _____ Women _____ Total _____

- 9a. Principals and Supervisors who teach less than half time Men _____ Women _____ Total _____

- * 10. Teachers and principals who teach half time or more (if more than one person has taught in a room count only the one teaching at the end of the term) Men _____ Women _____ Total _____

- * 11. Total number of all teaching positions (sum of 9, 9a, and 10) (show only the actual positions) Men _____ Women _____ Total _____

- 11a. Total number of high school teaching positions (show only the actual positions) Men _____ Women _____ Total _____

- * 12. Qualifications of all teachers: (Give only highest graduation or attendance of each teacher at work at end of term. The total will not be more than No. 11 above.) Number graduates of a College and State Normal School _____ A College only _____

A Normal School only _____ A Four-year High School only _____ If not a graduate, how many have attended a College _____? A State Normal School _____? A High School _____?

- 12a. Qualifications of high school teachers: (Give only highest graduation or attendance of each teacher at work at end of term. The total will not be more than 11a above.) Number graduates of a College and State Normal School _____ A College only _____

A Normal School only _____ A Four-year High School only 2 If not a graduate, how many have attended a College _____? A State Normal School 1 ? A High School _____?

- * 13. Vacancies of teachers caused by death _____ by resignation _____ by change for spring term _____ Total _____

- * 15. Amount of annual salary earned by all teachers: Men, \$ _____; Women, \$ 2080 Total, \$ _____
(If a position has been held by more than one person, give as annual salary the sum earned by all for the teacher holding the position at end of term.)

- 15a. Amount of annual salary earned by high school teachers only: Men, \$ _____; Women, \$ _____; Total, \$ _____

- * 16. Number of teachers contributing to the Illinois State Teachers' Pension and Retirement Fund 3; Amount contributed this year, \$ 15.25

- * 17. Number of all public school houses in the district Public 1 Rented _____ Total _____

- 17a. Number of school houses in the district used by high schools only Public _____ Rented _____ Total _____

- * 18. Number of sittings for study: (A double seat to be counted as one sitting) 90

- * 20. Give length of service in this district of teachers holding positions at close of school: 1 yr. 1 2 yrs. 1

3 yrs. 1 4 yrs. _____ 5 yrs. _____ 6 yrs. _____ 7 yrs. _____ 8 yrs. _____ 9 yrs. _____

10 yrs. _____ 11 yrs. _____ 12 yrs. _____ 13 yrs. _____ 14 yrs. _____ 15 yrs. _____ 16 yrs. _____

17 yrs. _____ 18 yrs. _____ 19 yrs. _____ 20 yrs. or more _____ (Count part of a year as a year. Total should equal that of No. 11.)

- * 24. Number of volumes in library exclusive of supplementary reading books for class use _____

- * 26. Number of private schools in the district _____ Number of teachers employed _____ Men _____ Women _____ Number of pupils enrolled in elementary grades (1st to 8th): Boys _____ Girls _____ Secondary Grades (9th to 12th): Boys _____ Girls _____ College Grades (13th to 16th): Boys _____ Girls _____

- * 27. Promotion of health: Number of nurses employed 0 Physicians 0 Amount paid nurses \$ 0 Physicians \$ 0

Number of pupils examined for physical defects or contagion all Number found affected _____ Number of homes visited by nurse or inspecting officer The County Physicians Dr. Liston attended to our school. After he visits every child is OK.

Promotion of attendance: Number of truant officers employed _____ Men _____ Women _____ Amount paid truant officers \$ _____

Number of children not attending school between the ages of 7 and 14 0 14 and 16 0 Number of children arrested and placed in charge of teacher 0 Number sentenced by a court 0 Number of school and age certificates issued _____

29. Number of years of high school work offered in the following courses: Academic (classical, scientific, etc.) _____ Commercial _____

Technical (M. T.) _____ Agricultural _____ Domestic Science _____ Normal _____ Vocational (under State Board) _____

(IMPORTANT—Two items to be filled are on back of this sheet.)

(OVER)

14. SALARIES OF TEACHERS.

Enter in the following table the number of teachers in day schools paid the different annual salaries.

Elementary					Secondary				
Elementary		Secondary		Elementary		Secondary		Elementary	
Salaries	Men	Women	Men	Women	Salaries	Men	Women	Men	Women
Less than \$200.....					\$1,200 to \$1,299.....				
\$200 to \$299.....					\$1,300 to \$1,399.....				
\$300 to \$399.....					\$1,400 to \$1,499.....				
\$400 to \$499.....					\$1,500 to \$1,599.....				
\$500 to \$599.....					\$1,600 to \$1,699.....				
\$600 to \$699.....		2			\$1,700 to \$1,799.....				
\$700 to \$799.....		1			\$1,800 to \$1,899.....				
\$800 to \$899.....					\$1,900 to \$1,999.....				
\$900 to \$999.....					\$2,000 to \$2,499.....				
\$1,000 to \$1,099.....					\$2,500 to \$2,999.....				
\$1,100 to \$1,199.....					\$3,000 and over.....				
Total (same as Item 11)....									

58. SPECIAL REPORT IF A CONSOLIDATED SCHOOL.

(a) Dist. No.....; (b) Number of Districts consolidated.....; (c) Are the grade school pupils all assembled in one building?..... If not, in how many buildings?..... (d) Area in square miles.....; (e) Number of teachers: Elementary.....; High School.....; (f) Number of students; Elementary.....; High School.....; (g) Check Vocational Subjects taught; Agriculture.....; Manual Training....., Sewing....., Cooking.....; (h) Transportation furnished by district. Yes....., No.....; Number of vehicles.....; Annual cost of transportation \$..... (Note: If vehicle is owned by the district, one-fifth of its cost should be counted as a part of the annual cost of transportation.)

Teachers' Annual Report

FOR

Shipman Public School

Dist. No. 48 Macoupin County, Illinois, for school year ending June 30, 1925.

Building is in Township Range

School closed May 1 1925

Made by Emma F. Gault Teacher or Principal

Shipman, Ill. P. O.

Filed June 6 1925

George W. Salomon Co. Supt.

TEACHERS' ANNUAL REPORT

SCHOOL YEAR 1923-1924

To the Teacher or Superintendent: The State and National authorities need and demand all the data called for in this report. You are rendering a valuable service by a careful and prompt filling out of each item. For common schools of one teacher, items with starred numbers only are to be filled. In schools of two or more teachers the data should be collected by the Superintendent or Principal and embodied in one report. Two copies are to be filed with the County Superintendent within one week after the close of school.

1. Name of School Shipman Grade Dist. No. 148, Maxoupen County, Illinois.
Enrollment Note: All whose names have been enrolled during the year should be reported and classified as they are at the close of the year before promotion, or at the time they may have left the district.

Elementary

	Kindergarten		1st Yr.		2nd Yr.		3rd Yr.		4th Yr.		5th Yr.		6th Yr.		7th Yr.		8th Yr.		Total	
	Boys	Girls	Boys	Girls	Boys	Girls	Boys	Girls	Boys	Girls	Boys	Girls	Boys	Girls	Boys	Girls	Boys	Girls	Boys	Girls
			13	7	3	6	5	2	9	6	8	8	8	6	12	6	7	4	65	45

2. Secondary (High)—(See note after "Enrollment" above).

	9th Yr.		10th Yr.		11th Yr.		12th Yr.		Total		Grand Total (Elem. and High)	
	Boys	Girls	Boys	Girls	Boys	Girls	Boys	Girls	Boys	Girls	Boys	Girls

- 2a. How many of the above were enrolled this year in some other district of this state before enrolling in this district Boys 6 Girls 1 Total 7
- 3a. Length of school year in months 8 months
- 3f. Actual number of days school was in session 164
4. Total days attendance of all pupils enrolled in both elementary and high school 14542 1/2
- 4a. Average daily attendance of all pupils enrolled in both elementary and high school (See note below 4c) 88.6%
- 4b. Total days attendance of all high school pupils (above 8th grade)
- 4c. Average daily attendance of all high school pupils (above 8th grade) (See note below)
(Note—The average daily attendance in a one-room school is found by dividing the total days attendance by the number of days the school was actually in session. In schools of two or more rooms, or in schools whose records of attendance are kept by session teachers, the average daily attendance is the sum of the averages of the units composing the group. For example: The principal of a two-room school should enter in item 4a the sum of the averages of the two rooms. The principal of a school containing several rooms whose work includes the eight grades and a high school should enter in item 4a the sum of the averages of the grade rooms and of the high school. The superintendent of a city system of schools should enter in item 4a the sum of the averages of the various ward schools and of the high school. The principal of each ward school and the principal of each high school should report the average for his school found by adding the averages of the various rooms or session groups composing the school.)
5. Number of eighth grade graduates or promotions Boys 7 Girls 4 Total 11
6. Number of elementary tuition pupils attending this school Boys 4 Girls 8 Total 12
7. Number of high school graduates Boys Girls Total
8. Number of high school tuition pupils attending this school Boys Girls Total
9. Superintendents who do no teaching Men Women Total
- 9a. Principals and Supervisors who teach less than half time Men Women Total
10. Teachers and principals who teach half time or more (if more than one person has taught in a room count only the one teaching at the end of the term) Men Women 3 Total 3
11. Total number of all teaching positions (sum of 9, 9a, and 10) (show only the actual positions) Men Women Total
- 11a. Total number of high school teaching positions (show only the actual positions) Men Women Total
12. Qualifications of all teachers: (Give only highest graduation or attendance of each teacher at work at end of term. The total will not be more than No. 11 above). Number graduates of a College and State Normal School A College only
A Normal School only A Four-year High School only 2 attended normal also If not a graduate, how many have attended a College? A State Normal School 3 A High School?
- 12a. Qualifications of high school teachers: (Give only highest graduation or attendance of each teacher at work at end of term. The total will not be more than 11a above.) Number graduates of a College and State Normal School A College only
A Normal School only A Four-year High School only If not a graduate, how many have attended a College? A State Normal School A High School?
13. Vacancies of teachers caused by death 0 by resignation 0 by change for spring term 0 Total
15. Amount of annual salary earned by all teachers: Men, \$; Women, \$ 2080 Total, \$ 2080
(If a position has been held by more than one person, give as annual salary the sum earned by all for the teacher holding the position at end of term.)
- 15a. Amount of annual salary earned by high school teachers only: Men, \$; Women, \$; Total, \$
16. Number of teachers contributing to the Illinois State Teachers' Pension and Retirement Fund 2; Amount contributed this year, \$ 10.00
17. Number of all public school houses in the district Public 1 Rented Total 1
- 17a. Number of school houses in the district used by high schools only Public Rented Total
18. Number of sittings for study: (A double seat to be counted as one sitting) 90
20. Give length of service in this district of teachers holding positions at close of school: 1 yr. 1 2 yrs. 1
3 yrs. 1 4 yrs. 5 yrs. 6 yrs. 7 yrs. 8 yrs. 9 yrs.
10 yrs. 11 yrs. 12 yrs. 13 yrs. 14 yrs. 15 yrs. 16 yrs.
17 yrs. 18 yrs. 19 yrs. 20 yrs. or more (Count part of a year as a year. Total should equal that of No. 11.)
24. Number of volumes in library exclusive of supplementary reading books for class use cannot say
26. Number of private schools in the district 0 Number of teachers employed Men Women Number of pupils enrolled in elementary grades (1st to 8th): Boys Girls Secondary Grades (9th to 12th): Boys Girls College Grades (13th to 16th): Boys Girls
27. Promotion of health: Number of nurses employed 0 Physicians 0 Amount paid nurses \$ Physicians \$
Number of pupils examined for physical defects or contagion 0 Number found affected Number of homes visited by nurse or inspecting officer
- Promotion of attendance: Number of truant officers employed 0 Men Women Amount paid truant officers \$
Number of children not attending school between the ages of 7 and 14 0 14 and 16 0 Number of children arrested and placed in charge of teacher 0 Number sentenced by a court 0 Number of school and age certificates issued 0
29. Number of years of high school work offered in the following courses: Academic (classical, scientific, etc.) Commercial
Technical (M. T.) Agricultural Domestic Science Normal Vocational (under State Board)
- (IMPORTANT—Two items to be filled are on back of this sheet.)
(OVER)

14. SALARIES OF TEACHERS.

Enter in the following table the number of teachers in day schools paid the different annual salaries.

Elementary					Secondary				
Elementary					Secondary				
Salaries	Men	Women	Men	Women	Salaries	Men	Women	Men	Women
Less than \$200					\$1,200 to \$1,299				
\$200 to \$299					\$1,300 to \$1,399				
\$300 to \$399					\$1,400 to \$1,499				
\$400 to \$499					\$1,500 to \$1,599				
\$500 to \$599					\$1,600 to \$1,699				
\$600 to \$699		2			\$1,700 to \$1,799				
\$700 to \$799		1			\$1,800 to \$1,899				
\$800 to \$899					\$1,900 to \$1,999				
\$900 to \$999					\$2,000 to \$2,499				
\$1,000 to \$1,099					\$2,500 to \$2,999				
\$1,100 to \$1,199					\$3,000 and over				
Total (same as Item 11)									

58. SPECIAL REPORT IF A CONSOLIDATED SCHOOL.

(a) Dist. No.; (b) Number of Districts consolidated; (c) Are the grade school pupils all assembled in one building? If not, in how many buildings? (d) Area in square miles; (e) Number of teachers: Elementary; High School; (f) Number of students. Elementary; High School; (g) Check Vocational Subjects taught; Agriculture; Manual Training; Sewing; Cooking; (h) Transportation furnished by district. Yes; No; Number of vehicles; Annual cost of transportation \$ (Note: If vehicle is owned by the district, one-fifth of its cost should be counted as a part of the annual cost of transportation.)

Teachers' Annual Report

FOR

School
Shipman Grade
Dist. No. *148* *Macoupin* County,
Illinois, for school year ending June 30, 1924.

Building is in Township Range

School closed *May 2* 1924
Made by

Emma F. Jones
Teacher or Principal

Shipman, Ill. P. O.

Filed *June 12* 1924

George W. Salmon
Co. Supt.

TEACHERS' ANNUAL REPORT

SCHOOL YEAR 1922-1923

To the Teacher or Superintendent: The State and National authorities need and demand all the data called for in this report. You are rendering a valuable service by a careful and prompt filling out of each item. For common schools of one teacher, items with starred numbers only are to be filled. In schools of two or more teachers the data should be collected by the Superintendent or Principal and embodied in one report. Two copies are to be filed with the County Superintendent within one week after the close of school.

* 1. Name of School Shipman Grade Dist. 148 Macoupin County, Illinois.
 Enrollment Note: All whose names have been enrolled during the year should be reported and classified as they are at the close of the year before promotion, or at the time they may have left the district.

Elementary

Kindergarten		1st Yr.		2nd Yr.		3rd Yr.		4th Yr.		5th Yr.		6th Yr.		7th Yr.		8th Yr.		Total	
Boys	Girls	Boys	Girls	Boys	Girls	Boys	Girls	Boys	Girls	Boys	Girls	Boys	Girls	Boys	Girls	Boys	Girls	Boys	Girls
		10	8	5	2	8	6	8	9	5	6	12	3	5	5	9	3	62	42

* 2. Secondary (High)—(See note after "Enrollment" above).

9th Yr.		10th Yr.		11th Yr.		12th Yr.		Total		Grand Total (Elem. and High)	
Boys	Girls	Boys	Girls	Boys	Girls	Boys	Girls	Boys	Girls	Boys	Girls

* 2a. How many of the above were enrolled this year in some other district of this state before enrolling in this district.....

4 Boys 5 Girls Total 9

* 3e. Length of school year in months..... 8 months

* 3f. Actual number of days school was in session..... 165

* 4. Total days attendance of all pupils enrolled in both elementary and high school..... 13200

* 4a. Average daily attendance of all pupils enrolled in both elementary and high school (See note below 4c)..... 80

* 4b. Total days attendance of all high school pupils (above 8th grade).....

* 4c. Average daily attendance of all high school pupils (above 8th grade) (See note below).....
 (Note—The average daily attendance in a one-room school is found by dividing the total days attendance by the number of days the school was actually in session. In schools of two or more rooms, or in schools whose records of attendance are kept by session teachers, the average daily attendance is the sum of the averages of the units composing the group. For example: The principal of a two-room school should enter in item 4a the sum of the averages of the two rooms. The principal of a school containing several rooms whose work includes the eight grades and a high school should enter in item 4a the sum of the averages of the grade rooms and of the high school. The superintendent of a city system of schools should enter in item 4a the sum of the averages of the various ward schools and of the high school. The principal of each ward school and the principal of each high school should report the average for his school found by adding the averages of the various rooms or session groups composing the school.)

* 5. Number of eighth grade graduates or promotions..... Boys 8 Girls 2 Total 10

* 6. Number of elementary tuition pupils attending this school..... Boys 4 Girls 11 Total 15

* 7. Number of high school graduates..... Boys 2 Girls 4 Total 6

* 8. Number of high school tuition pupils attending this school..... Boys Girls Total

* 9. Superintendents who do no teaching..... Men Women Total

* 9a. Principals and Supervisors who teach less than half time..... Men Women Total

* 10. Teachers and principals who teach half time or more (if more than one person has taught in a room count only the one teaching at the end of the term)..... Men Women Total

* 11. Total number of all teaching positions (sum of 9, 9a, and 10) (show only the actual positions)..... Men Women 3 Total 3

* 11a. Total number of high school teaching positions (show only the actual positions)..... Men Women Total

* 12. Qualifications of all teachers: (Give only highest graduation or attendance of each teacher at work at end of term. The total will not be more than No. 11 above). Number graduates of a College and State Normal School..... A College only.....

A Normal School only..... A Four-year High School only..... If not a graduate, how many have attended a College.....? A State Normal School.....? A High School.....?

* 12a. Qualifications of high school teachers: (Give only highest graduation or attendance of each teacher at work at end of term. The total will not be more than 11a above.) Number graduates of a College and State Normal School..... A College only.....
 A Normal School only..... A Four-year High School only..... If not a graduate, how many have attended a College.....? A State Normal School.....? A High School.....?

* 13. Vacancies of teachers caused by death..... by resignation..... by change for spring term..... Total.....

* 15. Amount of annual salary earned by all teachers: Men, \$.....; Women, \$..... Total, \$.....
 (If a position has been held by more than one person, give as annual salary the sum earned by all for the teacher holding the position at end of term.)

* 15a. Amount of annual salary earned by high school teachers only: Men, \$.....; Women, \$.....; Total, \$.....

* 16. Number of teachers contributing to the Illinois State Teachers' Pension and Retirement Fund.....; Amount contributed this year, \$.....

* 17. Number of all public school houses in the district..... Public..... Rented..... Total.....

* 17a. Number of school houses in the district used by high schools only..... Public..... Rented..... Total.....

* 18. Number of sittings for study: (A double seat to be counted as one sitting).....

* 20. Give length of service in this district of teachers holding positions at close of school: 1 yr..... 2 yrs.....

3 yrs..... 4 yrs..... 5 yrs..... 6 yrs..... 7 yrs..... 8 yrs..... 9 yrs.....

10 yrs..... 11 yrs..... 12 yrs..... 13 yrs..... 14 yrs..... 15 yrs..... 16 yrs.....

17 yrs..... 18 yrs..... 19 yrs..... 20 yrs or more..... (Count part of a year as a year. Total should equal that of No. 11.)

* 24. Number of volumes in library exclusive of supplementary reading books for class use.....

* 26. Number of private schools in the district..... Number of teachers employed..... Men..... Women..... Number of pupils

enrolled in elementary grades (1st to 8th): Boys..... Girls..... Secondary Grades (9th to 12th): Boys..... Girls.....

College Grades (13th to 16th): Boys..... Girls.....

* 27. Promotion of health: Number of nurses employed..... Physicians..... Amount paid nurses \$..... Physicians \$.....

Number of pupils examined for physical defects or contagion..... Number found affected..... Number of homes visited by nurse or inspecting officer.....

Promotion of attendance: Number of truant officers employed..... Men..... Women..... Amount paid truant officers \$.....

Number of children not attending school between the ages of 7 and 14..... 14 and 16..... Number of children arrested and placed in charge of teacher..... Number sentenced by a court..... Number of school and age certificates issued.....

* 29. Number of years of high school work offered in the following courses: Academic (classical, scientific, etc.)..... Commercial.....

Technical (M. T.)..... Agricultural..... Domestic Science..... Normal..... Vocational (under State Board).....

(IMPORTANT—Two items to be filled are on back of this sheet.)

(OVER)

14. SALARIES OF TEACHERS.

Enter in the following table the number of teachers in day schools paid the different annual salaries.

Elementary					Secondary				
Salaries		Men	Women		Salaries		Men	Women	
Less than \$200.....					\$1,200 to \$1,299.....				
\$200 to \$299.....					\$1,300 to \$1,399.....				
\$300 to \$399.....					\$1,400 to \$1,499.....				
\$400 to \$499.....					\$1,500 to \$1,599.....				
\$500 to \$599.....					\$1,600 to \$1,699.....				
\$600 to \$699.....			1		\$1,700 to \$1,799.....				
\$700 to \$799.....			1		\$1,800 to \$1,899.....				
\$800 to \$899.....			1		\$1,900 to \$1,999.....				
\$900 to \$999.....					\$2,000 to \$2,499.....				
\$1,000 to \$1,099.....					\$2,500 to \$2,999.....				
\$1,100 to \$1,199.....					\$3,000 and over.....				
					Total (same as Item 11)....				

58. SPECIAL REPORT IF A CONSOLIDATED SCHOOL

(a) Dist. No.....; (b) Number of Districts consolidated.....; (c) Are the grade school pupils all assembled in one building?..... If not, in how many buildings?..... (d) Area in square miles.....; (e) Number of teachers: Elementary.....; High School.....; (f) Number of students: Elementary.....; High School.....; (g) Check Vocational Subjects taught; Agriculture.....; Manual Training....., Sewing....., Cooking.....; (h) Transportation furnished by district. Yes....., No.....; Number of vehicles.....; Annual cost of transportation \$..... (Note: If vehicle is owned by the district, one-fifth of its cost should be counted as a part of the annual cost of transportation.)

Teacher's Annual Report

FOR

Shirganss *Grade* Schools

Dist. No. *111* *Macoupin* County,
Illinois, for school year ending June 30, 1923.

Building is in Township *8* Range *9*

School closed *May 4* 1923
Made by

Emma F. Gould
Teacher or Principal.

Shirganss Ill. P. O.

Filed *1923*

Co. Supt.

TEACHERS' ANNUAL REPORT

SCHOOL YEAR OF 1920-1921

To the Teacher or Superintendent: The State and National authorities need and demand all the data called for in this report. You are rendering a valued service by a careful and prompt filling out of each item. For common schools of one teacher, items with starred numbers only are to be filled. In schools of two or more teachers the data should be collected by the Superintendent or Principal and embodied in one report. Two copies are to be filed with the County Superintendent within one week after the close of school.

*1. Name of School Shupman Public Dist. No. 148 Macoupin County, Illinois

Elementary. To be listed as they are at the close of the year before promotion.

Kindergarten.	1st Yr.		2nd Yr.		3rd Yr.		4th Yr.		5th Yr.		6th Yr.		7th Yr.		8th Yr.		Total	
	Boys	Girls	Boys	Girls	Boys	Girls	Boys	Girls	Boys	Girls	Boys	Girls	Boys	Girls	Boys	Girls	Boys	Girls
			5	8	5	6	6	9	13	4	4	5	5	3	5	8	47	50

*2. Enrollment Secondary (High)

9th Yr.		10th Yr.		11th Yr.		12th Yr.		Total		Grand Total	
Boys	Girls	Boys	Girls	Boys	Girls	Boys	Girls	Boys	Girls	Boys	Girls
										47	50

*2a. How many of the above were enrolled this year in some other district of this State before

enrolling in this district Boys 4 Girls 1 Total 5

*3a. Length of school year in months 8

*3f. Actual number of days school was in session 162

*4. Total days attendance of all pupils enrolled in both elementary and high school 15252 1/2

4a. Of all high school pupils (above 8th grade) Boys 3 Girls 6 Total 9

*5. Number of eighth grade graduates or promotions Boys 3 Girls 10 Total 13

*6. Number of elementary tuition pupils attending this school Boys — Girls — Total —

7. Number of high school graduates Boys — Girls — Total —

8. Number of high school tuition pupils attending this school Boys — Girls — Total —

9. Superintendents who do no teaching Men 1 Women — Total 1

9a. Principals and Supervisors who teach less than half time Men — Women — Total —

*10. Teachers and principals who teach half time or more (if more than one person has taught in a room count only the one teaching the longer part of the term) Men 0 Women 3 Total 3

*11. Total number of all teaching positions (sums of 9, 9a, and 10) (show only the actual positions) Men 1 Women 3 Total 4

11a. Total number of high school teaching positions (show only the actual positions) Men — Women — Total —

*12. Qualifications of all teachers: (Give only highest graduation or attendance of each teacher at work at end of term. The total will not be more than No. 11 above.) Number graduates of a College and State Normal School — A College Only — A Normal School only — A Four-year High School only 3 If not a graduate, how many have attended a College —? A State Normal School 4? A High School —?

12a. Qualifications of high school teachers: (Give only highest graduation or attendance of each teacher at work at end of term. The total will not be more than No. 11a above.) Number graduates of a College and State Normal School — A College only — A Normal School only — A four-year High School only — If not a graduate, how many have attended a College —? A State Normal School —? A High School —?

*13. Vacancies of teachers caused by death — by resignation — by change for spring term — Total —

*15. Amount of annual salary earned by all teachers: Men, \$ 300; Women \$ 2080 Total, \$ 2380

15a. Amount of annual salary earned by high school teachers only: Men, \$ —; Women \$ — Total, \$ —
(If a position has been held by more than one person, give as annual salary the sum earned by all for the teacher holding the position at end of term.)

*16. Number of teachers contributing to the Illinois State Teachers' Pension and Retirement Fund 3; Amount contributed this year, \$ 40

*17. Number of all public school houses in the district: Public 1 Rented — Total 1

17a. Number of school houses in the district used by high schools only Public — Rented — Total —

*18. Number of sittings for study: (Double seats to be counted as one sitting) 84

*20. Give length of service in this district of teachers holding positions at close of school: 1 yr. — 2 yrs. 3
3 yrs. — 4 yrs. — 5 yrs. — 6 yrs. — 7 yrs. — 8 yrs. — 9 yrs. —
10 yrs. — 11 yrs. — 12 yrs. — 13 yrs. — 14 yrs. 1 15 yrs. — 16 yrs. —
17 yrs. — 18 yrs. — 19 yrs. — 20 yrs. or more — (Count part of a year as a year. Total should equal that of No. 11.)

*24. Number of volumes in library exclusive of supplementary reading books for class use 85

*26. Number of private schools in the district — Number of teachers employed — Men — Women — Number of pupils enrolled in elementary grades (1st to 8th): Boys — Girls — Secondary Grades (9th to 12th): Boys — Girls — College Grades (13th to 16th): Boys — Girls —

*27. Promotion of health: Number of nurses employed — Physicians — Amount paid nurses — Physicians — Number of pupils examined for physical defects or contagion — Number found affected — Number of homes visited by nurse or inspecting officer —

Promotion of attendance: Number of truant officers employed — Men — Women — Amount paid truant officers — Number of children not attending school between the ages of 7 and 14 1 14 and 16 0 Number of children arrested and placed in charge of teacher 0 Number sentenced by a court 0 Number of school and age certificates issued 0

29. Number of years of high school work offered in the following courses: Academic (classical, scientific, etc.) — Commercial — Technical (M. T.) — Agricultural — Domestic Science — Normal — Vocational (under State Board) —

(OVER)

14. SALARIES OF TEACHERS.

Enter in the following table the number of teachers in day schools paid the different annual salaries.

ELEMENTARY					SECONDARY				
ELEMENTARY					SECONDARY				
SALARIES	Men	Women	Men	Women	SALARIES	Men	Women	Men	Women
Less than \$200					\$1,200 to \$1,299				
\$200 to \$299					\$1,300 to \$1,399				
\$300 to \$399	1	Supervising			\$1,400 to \$1,499				
\$400 to \$499					\$1,500 to \$1,599				
\$500 to \$599					\$1,600 to \$1,699				
\$600 to \$699		1			\$1,700 to \$1,799				
\$700 to \$799		2			\$1,800 to \$1,899				
\$800 to \$899					\$1,900 to \$1,999				
\$900 to \$999					\$2,000 to \$2,499				
\$1,000 to \$1,099					\$2,500 to \$2,999				
\$1,100 to \$1,199					\$3,000 and over				
Total (same as Item 11)						1	3		

11

Teachers' Annual Report

FOR

Shipman and Public School

Dist. No. 145 Macoupin County, Illinois, for school year ending June 30, 1921.

Building is in Township 8N Range 9W.

School closed April 29, 1921

Made by Edmond C. Longmeyer Teacher or Principal

Shipman, Ed P. O.

Filed May 11 1921

W. M. Longman Co. Supt.

TEACHERS' ANNUAL REPORT

SCHOOL YEAR OF 1919-1920

To the Teacher or Superintendent: The State and National authorities need and demand all the data called for in this report. You are rendering a valued service by a careful and prompt filling out of each item. For common schools of one teacher, items with starred numbers only are to be filled. In schools of two or more teachers the data should be collected by the Superintendent or Principal and embodied in one report. Two copies are to be filed with the County Superintendent within one week after the close of school.

*1. Name of School Shipman Dist. No. 148 County, Illinois

Elementary. To be listed as they are at the close of the year before promotion.

Kindergarten	1st Yr.		2nd Yr.		3rd Yr.		4th Yr.		5th Yr.		6th Yr.		7th Yr.		8th Yr.		Total	
	Boys	Girls	Boys	Girls	Boys	Girls	Boys	Girls	Boys	Girls	Boys	Girls	Boys	Girls	Boys	Girls	Boys	Girls
			6	7	7	8	11	5	4	5	5	3	3	5	4	5	6	10
																	46	48

*2. Enrollment Secondary (High)

9th Yr.		10th Yr.		11th Yr.		12th Yr.		Total		Grand Total	
Boys	Girls	Boys	Girls	Boys	Girls	Boys	Girls	Boys	Girls	Boys	Girls
4	7	5	7	3	7			13	21	59	69

*2a. How many of the above were enrolled this year in some other district of this State before enrolling in this district. Boys 5 Girls 7 Total 12

*3. Length of school year in months: 8 - 14 3 - 8 1/2
Actual number of days school was in session 157 - 145 167

*4. Vacancies of teachers caused by death — by resignation — by change for spring term — Total —

*5. Number of eighth grade graduates or promotions. Boys 5 Girls 8 Total 13

*6. Number of elementary tuition pupils attending this school. Boys 2 Girls 6 Total 8

*7. Number of high school graduates. Boys — Girls — Total —

*8. Number of high school tuition pupils attending this school. Boys — Girls — Total —

*9. Superintendents who do no teaching. Men — Women — Total —

*9a. Principals and Supervisors who teach less than half time. Men — Women — Total —

*10. Teachers and principals who teach half time or more (if more than one person has taught in a room count only the one teaching the longer part of the term). Men 1 Women 4 Total 5

*11. Total number of all teaching positions (sum of 9, 9a and 10) (show only the actual positions). Men 1 Women 4 Total 5

11a. Total number of high school teaching positions (show only the actual positions). Men 1 Women 1 Total 2

*12. Qualifications of all teachers: (Give only highest graduation or attendance of each teacher at work at end of term. The total will not be more than No. 11 above.) Number graduates of a College and State Normal School? — A College Only? —
A Normal School only? — A four-year High School only? — If not a graduate, how many have attended a college? 1 A State Normal School? 3 A High School? 1

12a. Qualifications of high school teachers: (Give only highest graduation or attendance of each teacher at work at end of term. The total will not be more than No. 11a above.) Number graduates of a college and State Normal School? — A College only? —
A Normal School only? — A four-year High School only? — If not a graduate, how many have attended a college? 1 A State Normal School? 1 A High School? —

*13. Amount of annual salary earned by all teachers: Men, \$1062.50; Women, \$2537.50; Total, \$3420.00

13a. Amount of annual salary earned by high school teachers only: Men, \$1062.50; Women, \$637.50; Total, \$1700.00
(If a position has been held by more than one person, give as annual salary the sum earned by all for the teacher holding the position at end of term.)

*14. Total days attendance of all pupils enrolled in both elementary and high school 16245

14a. Of all high school pupils (above 8th grade) 4071

*15. Number of teachers contributing to the Illinois State Teachers' Pension and Retirement Fund: 3 Amount contributed this year, \$15.00

*16. Number of all public school houses in the district: Public 1 Rented — Total 1

16a. Number of school houses in the district used by high schools only Public — Rented — Total —

*17. Number of sittings for study: (Double seats to be counted as one sitting) 130

*19. Give length of service in this district of teachers holding positions at close of school: 1 yr? 3 2 yrs? 1
3 yrs? — 4 yrs? — 5 yrs? — 6 yrs? — 7 yrs? — 8 yrs? — 9 yrs? —
10 yrs? — 11 yrs? — 12 yrs? — 13 yrs? — 14 yrs? 1 15 yrs? — 16 yrs? —
17 yrs? — 18 yrs? — 19 yrs? — 20 yrs. or more — (Count part of a year as a year. Total should equal that of No. 11)

*20. Promotion of health: Number of nurses employed? — Physicians? — Amount paid nurses? — Physicians? —
Number of pupils examined for physical defects or contagion — Number found affected — Number of homes visited by nurse or inspecting officer? —

Promotion of attendance: Number of truant officers employed? — Men? — Women? — Amount paid truant officers? —
Number of children not attending school between the ages of 7 and 14? — 14 and 16? — Number of children arrested and placed in charge of teacher? — Number sentenced by a court? — Number of school and age certificates issued? None

*23. Number of volumes in library exclusive of supplementary reading books for class use 160

*24. Number of private schools in the district? None Number of teachers employed? — Men? — Women? — Number of pupils enrolled in elementary grades (1st to 8th): Boys? — Girls? — Secondary Grades (9th to 12th): Boys? — Girls? — College Grades (13th to 16th): Boys? — Girls? —

26. Have you any departmental teaching below the high schools? — If so, which years? —

26a. Number of years of high school work offered in the following courses Academic (classical, scientific, etc.) 9 Commercial —
Technical (M. T.) — Agricultural — Domestic Science — Normal — Vocational (under State Board) —
(over)

28. SALARIES OF TEACHERS.

Enter in the following table the number of teachers in day schools paid the different annual salaries.

ELEMENTARY					SECONDARY				
ELEMENTARY					SECONDARY				
SALARIES	Men	Women	Men	Women	SALARIES	Men	Women	Men	Women
Less than \$200					\$1,200 to \$1,299				
\$200 to \$299					\$1,300 to \$1,399				
\$300 to \$399					\$1,400 to \$1,499				
\$400 to \$499					\$1,500 to \$1,599				
\$500 to \$599		1			\$1,600 to \$1,699				
\$600 to \$699		2		1	\$1,700 to \$1,799				
\$700 to \$799					\$1,800 to \$1,899				
\$800 to \$899					\$1,900 to \$1,999				
\$900 to \$999					\$2,000 to \$2,499				
\$1,000 to \$1,099			1		\$2,500 to \$2,999				
\$1,100 to \$1,199					\$3,000 and over				
Total (same as Item 11)						3	1	1	

(29480-35M)

Teachers' Annual Report

FOR

School
Shapman

Dist. No. 148 County.
Illinois, for school year ending June 30, 1920.

Building is in Township 87 Range 32W.

School closed May 14, 1920
Made by
Elmer C Coatsney
Teacher or Principal.
Shapman, Ill. P. O.

Filed May 19 1920
Geo. W. Soloman
Co. Supt.

TEACHERS' ANNUAL REPORT

SCHOOL YEAR OF 1918-19

To the Teacher or Superintendent: The State and National authorities need and demand all the data called for in this report. You are rendering a valued service by a careful and prompt filling out of each item. For common schools of one teacher, items with starred numbers only are to be filled. In schools of two or more teachers the data should be collected by the Superintendent or Principal and embodied in one report. Two copies are to be filed with the County Superintendent within one week after the close of school.

*1. Name of School Shipman Public School Dist. No. 148 Macoupin County, Illinois
Elementary. To be listed as they are at the close of the year before promotion.

Enrollment	Kindergarten		1st Yr.		2nd Yr.		3rd Yr.		4th Yr.		5th Yr.		6th Yr.		7th Yr.		8th Yr.		Total	
	Boys	Girls	Boys	Girls	Boys	Girls	Boys	Girls	Boys	Girls	Boys	Girls	Boys	Girls	Boys	Girls	Boys	Girls	Boys	Girls
	✓	✓	8	10	9	6	6	8	8	6	4	3	5	5	9	8	4	4	53	50

Enrollment	Secondary (High)										Grand Total	
	9th Yr.		10th Yr.		11th Yr.		12th Yr.		Total		Boys	Girls
	Boys	Girls	Boys	Girls	Boys	Girls	Boys	Girls	Boys	Girls	Boys	Girls
	4	6	3	5	2	3	✓	✓	9	14	67	64

- *2a. How many of the above were enrolled this year in some other district of this State before enrolling in this district..... Boys 5 Girls 17 Total 17
- *3. Length of school year in months: 8 = 8 mo. 8 = 8 1/2 mo Actual number of days school was in session: 146 - 156
- *4. Vacancies of teachers caused by death..... by resignation..... by change for spring term..... Total.....
- *5. Number of eighth grade graduates or promotions..... Boys 3 Girls 5 Total 8
- *6. Number of elementary tuition pupils attending this school..... Boys 3 Girls 6 Total 9
- *7. Number of high school graduates..... Boys 2 Girls 1 Total 3
- *8. Number of high school tuition pupils attending this school..... Boys..... Girls..... Total.....
- *9. Superintendents who do no teaching..... Men..... Women..... Total.....
- *9a. Principals and Supervisors who teach less than half time..... Men..... Women..... Total.....
- *10. Teachers and principals who teach half time or more (if more than one person has taught in a room count only the one teaching the longer part of the term)..... Men..... Women..... Total.....
- *11. Total number of teaching positions (sum of 9, 9a and 10) (show only the actual positions)..... Men..... Women..... Total.....
- *11a. Total number of high school teaching positions (show only the actual positions)..... Men..... Women..... Total.....
- *12. Qualifications of teachers: (Give only highest graduation or attendance of each teacher at work at end of term. The total will not be more than No. 11 above.) Number graduates of a College and State Normal School?..... A College only?..... A Normal School only?..... A four-year High School only?..... If not a graduate, how many have attended a college?..... A State Normal School?..... A High School?.....
- *12a. Qualifications of high school teachers: (Give only highest graduation or attendance of each teacher at work at end of term. The total will not be more than No. 11a above.) Number graduates of a college and State Normal School?..... A College only?..... A Normal School only?..... A four-year High School only?..... If not a graduate, how many have attended a college?..... A State Normal School?..... A High School?.....
- *13. Amount of annual salary earned by teachers: Men, \$ 1000.00; Women, \$ 1891.25; Total, \$ 2891.25
- *13a. Amount of annual salary earned by high school teachers only: Men, \$ 1000.00; Women, \$ 531.25; Total, \$ 1531.25
(If a position has been held by more than one person, give as annual salary the sum earned by all for the teacher holding the position).
- *14. Total days attendance of all pupils enrolled in both elementary and high school..... 14326
- *14a. Of all high school pupils (above 8th grade)..... 3366
- *15. Number of teachers contributing to the Illinois State Teachers' Pension and Retirement Fund:..... Amount contributed this year, \$ 10.00
- *16. Number of school houses in the district:..... Public..... Rented..... Total.....
- *16a. Number of school houses in the district used by high schools only..... Public..... Rented..... Total.....
- *17. Number of sittings for study. (Double seats to be counted as one sitting)..... 135
- *19. Give length of service in this district of teachers holding positions at close of school: 1 yr?..... 2 yrs?..... 3 yrs?..... 4 yrs?..... 5 yrs?..... 6 yrs?..... 7 yrs?..... 8 yrs?..... 9 yrs?..... 10 yrs?..... 11 yrs?..... 12 yrs?..... 13 yrs?..... 14 yrs?..... 15 yrs?..... 16 yrs?..... 17 yrs?..... 18 yrs?..... 19 yrs?..... 20 yrs. or more?..... (Count part of a year as a year. Total should equal that of No. 11.)
- *20. Promotion of health: Number of nurses employed?..... Physicians?..... Amount paid nurses?..... Physicians..... Number of pupils examined for physical defects or contagion..... Number found affected..... Number of homes visited by nurse or inspecting officer?.....
- Promotion of attendance: Number of truant officers employed?..... Men?..... Women?..... Amount paid truant officers?..... Number of children not attending school between the ages of 7 and 14?..... 14 and 16?..... Number of children arrested and placed in charge of teacher?..... Number sentenced by a court?..... Number of school and age certificates issued?.....
- *23. Number of volumes in library exclusive of supplementary reading books for class use..... 50
- *24. Number of private schools in the district?..... Number of teachers employed?..... Men?..... Women?..... Number of pupils enrolled in elementary grades (1st to 8th): Boys?..... Girls?..... Secondary Grades (9th to 12th): Boys?..... Girls?..... College Grades (13 to 16th):..... Boys?..... Girls?.....
26. Have you any departmental teaching below the high school?..... If so, which years?.....
- 26a. Number of years of high school work offered in the following courses: Academic (classical, scientific, etc.)..... Commercial..... Technical (M. T.)..... Agricultural..... Domestic Science..... Normal..... Vocational (under State Board).....

(OVER)

28. SALARIES OF TEACHERS.

Enter in the following table the number of teachers in day schools paid the different annual salaries.

ELEMENTARY					SECONDARY				
ELEMENTARY					SECONDARY				
SALARIES.	Men	Women	Men	Women	SALARIES.	Men	Women	Men	Women
Less than \$200					\$1,200 to \$1,299				
\$200 to \$299					\$1,300 to \$1,399				
\$300 to \$399					\$1,400 to \$1,499				
\$400 to \$499		3			\$1,500 to \$1,599				
\$500 to \$599				1	\$1,600 to \$1,699				
\$600 to \$699					\$1,700 to \$1,799				
\$700 to \$799					\$1,800 to \$1,899				
\$800 to \$899					\$1,900 to \$1,999				
\$900 to \$999					\$2,000 to \$2,499				
\$1,000 to \$1,099			1		\$2,500 to \$2,999				
\$1,100 to \$1,199					\$3,000 and over				
Total (same as Item 11)									

Teachers' Annual Report

FOR

School Shipman

Dist. No. 148 Macoupin County, Illinois, for school year ending June 30, 1919.

Building is in Township 8 Range 9

School closed May 14, 1919
Made by

Teacher or Principal. Shipman, Ill. P. O.

Filed June 1, 1919
Res. W. Solomon Co. Supt.

GRADE TEACHERS' ANNUAL REPORT

YEAR OF 1917-18

Name of School Shipman Dist. No. 148 County, Illinois.

*1. School census:

All Under 21 Years of Age.		
Boys	Girls	Total

All Between 6 and 21 Years of Age.		
Boys	Girls	Total

Date of Census:

June.....1918

Elementary. To be listed as they are at the close of the year before promotion.

Kindergarten		1st Yr.		2nd Yr.		3rd Yr.		4th Yr.		5th Yr.		6th Yr.		7th Yr.		8th Yr.		Total	
Boys	Girls	Boys	Girls	Boys	Girls	Boys	Girls	Boys	Girls	Boys	Girls	Boys	Girls	Boys	Girls	Boys	Girls	Boys	Girls
		13	7	8	7	10	9	2	4	2	5	10	7	5	6	3	5	53	50

Secondary (High)												Grand Total	
9th Yr.		10th Yr.		11th Yr.		12th Yr.		Total				Boys	Girls
Boys	Girls	Boys	Girls	Boys	Girls	Boys	Girls	Boys	Girls				
5	5	4	5	1	4			10	14	63	64		

- 2a. How many of the above were enrolled this year in some other district of this State before enrolling in this district..... Boys..... Girls..... Total.....
3. Length of school year in months: 8 Actual number of days school was in session: 151
4. Vacancies of teachers caused by death?..... by resignation..... by change for spring term?..... Total.....
5. Number of eighth grade graduates or promotions..... Boys 2 Girls 5 Total 7
6. Number of elementary tuition pupils attending this school..... Boys — Girls — Total —
7. Number of high school graduates..... Boys 1 Girls 4 Total 5
8. Number of high school tuition pupils attending this school..... Boys 6 Girls 2 Total 7
9. Superintendents who do no teaching..... Men..... Women..... Total.....
- 9a. Principals and Supervisors who teach less than half time..... Men..... Women..... Total.....
10. Teachers and principals who teach half time or more (if more than one person has taught in a room only count the one teaching the longer part of the term)..... Men 1 Women 4 Total 5
11. Total number of teaching positions (sum of 9, 9a and 10) (show only the actual positions)..... Men 1 Women 4 Total 5
12. Qualifications of teachers: Number graduates of a College and State Normal School?..... A College only?.....
A Normal School only?..... A four-year High School only?..... If not a graduate, how many have attended a college?
..... 2..... A State Normal School?..... 3..... A High School?.....
(Give only highest graduation or attendance of each teacher at work at end of term. The total will not be more than No. 11 above.)
13. Amount of annual salary earned by teachers: Men, \$..... 51.00.....; Women, \$..... 20.70.....; Total, \$..... 25.80.....
(If a position has been held by more than one person, give as annual salary the sum earned by all for the teacher holding the position.)
14. Total days attendance of all pupils enrolled..... 15079
15. Number of teachers contributing to the Illinois State Teachers' Pension and Retirement Fund..... 1..... Amount contributed this year, \$..... # 5
16. Number of school houses in the district:..... Public..... 1..... Rented..... \$..... Total..... 1
17. Number of sittings for study (capacity) (double seats to be counted as one sitting).....
- *18. Value of school property:
(a) Sites and buildings..... \$..... 17000⁰⁰
(b) Equipment (furniture, library, apparatus, etc.)..... 500⁰⁰
Total..... \$..... 17500⁰⁰
19. Give length of service in this district of teachers holding positions at close of school: 1 yr.?..... 3..... 2 yrs.?..... 1.....
3 yrs.?..... 4 yrs.?..... 5 yrs.?..... 6 yrs.?..... 7 yrs.?..... 8 yrs.?..... 9 yrs.?.....
10 yrs.?..... 11 yrs.?..... 1..... 12 yrs.?..... 13 yrs.?..... 14 yrs.?..... 15 yrs.?..... 16 yrs.?.....
17 yrs.?..... 18 yrs.?..... 19 yrs.?..... 20 yrs. or more?..... (Count part of a year as a year.)
20. Promotion of health: Number of nurses employed?..... Physicians?..... Amount paid nurses?..... Physicians?.....
Number of pupils examined for physical defects or contagion..... Number found affected..... Number of homes visited by nurse or inspecting officer?.....
Promotion of attendance: Number of truant officers employed?..... Men?..... Women?..... Amount paid truant officers?.....
Number of children not attending school between the ages of 7 and 14?..... 14 and 16?..... Number of children arrested and placed in charge of teacher?..... Number sentenced by a court?..... Number of school and age certificates issued?.....
- *21. Amount of all taxes levied for school purposes, made August 1917..... \$..... 4000⁰⁰
- *22. Amount of bonded indebtedness, July 1, 1918..... \$..... 8500⁰⁰
23. Number of volumes in library exclusive of supplementary reading books for class use..... 100
24. Number of private schools in the district?..... Number of teachers employed?..... Men?..... Women?..... Number of pupils enrolled in elementary grades (1st to 8th): Boys?..... Girls?..... Secondary Grades (9th to 12th): Boys?..... Girls?..... College Grades (13th to 16th): Boys?..... Girls?.....
- *25. Number of persons between the ages of 12 and 21 who are unable to read and write: Boys..... Girls..... Total.....
26. Have you any departmental teaching below the high school?..... If so, which years?.....
- *27. Amount of endowment or permanent fund belonging to this district (not township fund)..... \$.....

*NOTE.—Do not answer items marked by a star unless the information given is confirmed by the clerk of the board.
(OVER)

28. SALARIES OF TEACHERS.

Enter in the following table the number of teachers in day schools paid the different annual salaries.

ELEMENTARY					SECONDARY				
SALARIES.					SALARIES.				
Men	Women	Men	Women		Men	Women	Men	Women	
Less than \$200.					\$1,200 to \$1,299.				
\$200 to \$299.					\$1,300 to \$1,399.				
\$300 to \$399.					\$1,400 to \$1,499.				
\$400 to \$499.		3	1		\$1,500 to \$1,599.				
\$500 to \$599.					\$1,600 to \$1,699.				
\$600 to \$699.					\$1,700 to \$1,799.				
\$700 to \$799.					\$1,800 to \$1,899.				
\$800 to \$899.					\$1,900 to \$1,999.				
\$900 to \$999.					\$2,000 to \$2,499.				
\$1,000 to \$1,099.					\$2,500 to \$2,999.				
\$1,100 to \$1,199.					\$3,000 and over.				
Total (same as Item 11).						3	1	1	

NOTICE.

This information is to be collected by the principal or the teacher in charge of a building from the teachers under his supervision and summarized in this report.

From the several buildings the reports are to be embodied in one report by the Superintendent who is to send two copies to the County Superintendent of Schools on or before July 15th.

Teachers are requested to fill out each item of this report. This is the initial report for data that is consolidated for the State and forwarded to the U. S. Commissioner of Education. Much depends upon the accuracy of your answers.

(4041-15M)

Grade Teachers' Annual Report

FOR
Shupman School

Dist. No. *148* County,

Illinois, for school year ending June 30, 1918.

Building is in Township *8* Range *9*

School closed 1918.

Made by

Teacher or Principal.

P. O.

Filed 1918.

Co. Supt.

ILLINOIS PRINTING CO., DANVILLE, ILL.

To be filled out in duplicate by Teacher or Principal in charge of building and both copies filed with the County Superintendent at the close of school

TEACHERS' ANNUAL REPORT

YEAR OF 1916-17

Name of School Shipman Dist. No. 148 Macoupin County, Illinois.

*1. School census: All Under 21 Years of Age. Boys 107 Girls 93 Total 200 All Between 6 and 21 Years of Age. Boys 79 Girls 74 Total 153 Date of Census: May 8 1917

Enrollment	Elementary																			
	Kindergarten		1st Yr.		2nd Yr.		3rd Yr.		4th Yr.		5th Yr.		6th Yr.		7th Yr.		8th Yr.		Total	
	Boys	Girls	Boys	Girls	Boys	Girls	Boys	Girls	Boys	Girls	Boys	Girls	Boys	Girls	Boys	Girls	Boys	Girls	Boys	Girls
			<u>9</u>	<u>7</u>	<u>9</u>	<u>8</u>	<u>3</u>	<u>2</u>	<u>2</u>	<u>6</u>	<u>10</u>	<u>6</u>	<u>8</u>	<u>5</u>	<u>5</u>	<u>6</u>	<u>1</u>	<u>2</u>	<u>47</u>	<u>42</u>
2.	Secondary (High)																			
	9th Yr.		10th Yr.		11th Yr.		12th Yr.		Total		Grand Total									
	Boys	Girls	Boys	Girls	Boys	Girls	Boys	Girls	Boys	Girls	Boys		Girls							
	<u>8</u>	<u>6</u>	<u>2</u>	<u>8</u>	<u>2</u>	<u>2</u>	<u>0</u>	<u>1</u>	<u>12</u>	<u>17</u>	<u>59</u>		<u>59</u>							

- 2a. How many of the above were enrolled in some other district of this State before enrolling in this district, during the year..... Boys 0 Girls 0 Total 0
3. Length of school year in months: 8 Actual number of days school was in session: 165
4. Number of vacancies caused by death? 0 Resignation, etc? 0 Change of teachers for spring term? 0 Total 0
5. Number of eighth grade graduates or promotions..... Boys 1 Girls 2 Total 3
6. Number of elementary tuition pupils attending this school..... Boys 1 Girls 4 Total 5
7. Number of high school graduates..... Boys 0 Girls 1 Total 1
8. Number of high school tuition pupils attending this school..... Boys 3 Girls 0 Total 3
9. Superintendents who do no teaching (applies to grade schools only)..... Men 0 Women 0 Total 0
- 9a. Principals and Supervisors who teach less than half time (grade schools only)..... Men 0 Women 0 Total 0
10. Teachers and principals who teach half time or more (if more than one person has taught in a room only count the one teaching the longer part of the term)..... Men 1 Women 4 Total 5
11. Total number of teaching positions (sum of 9, 9a and 10) (show only the actual positions)..... Men..... Women..... Total.....
12. Qualifications of teachers: Number graduates of a College and State Normal School? 0 A College only? 1
A Normal School only?..... A four-year High School only?..... If not a graduate, how many have attended a college? 1
A State Normal School? 0 A High School? 2
(Give only highest graduation or attendance of each teacher at work at end of term. The total will not be more than No. 11 above.)
13. Amount of annual salary earned by teachers: Men, \$ 720; Women, \$ 1680; Total, \$ 2400
(If a position has been held by more than one person, give as annual salary the sum earned by all for the teacher holding the position longest.)
14. Total days' attendance of all pupils enrolled..... 16355 1/2
15. Number of teachers contributing to the Illinois State Teachers' Pension and Retirement Fund..... 0 Total amount contributed..... 0
16. Number of school houses:..... Public 1 Rented 0 Total 1
17. Number of sittings for study (capacity) (double seats to be counted as two sittings)..... 146
1000
725
666.60
1391.60
- *18. Value of school property:
(a) Sites and buildings.....
(b) Equipment (furniture, library, apparatus, etc.).....
Total.....
19. Give length of service in this district of teachers holding positions at close of school: 1 yr.? 3 2 yrs.? 1
3 yrs.?..... 4 yrs.?..... 5 yrs.?..... 6 yrs.?..... 7 yrs.?..... 8 yrs.?..... 9 yrs.?.....
10 yrs.? 1 11 yrs.?..... 12 yrs.?..... 13 yrs.?..... 14 yrs.?..... 15 yrs.?..... 16 yrs.?.....
17 yrs.?..... 18 yrs.?..... 19 yrs.?..... 20 yrs. or more?..... (Count part of a year as a year.)
20. Promotion of health: Number of nurses employed? 0 Physicians? 0 Amount paid nurses? 0 Physicians? 0
Number of pupils examined for physical defects or contagion? 0 Number found affected? 0 Number of homes visited by nurse or inspecting officer? 0
Promotion of attendance: Number of truant officers employed? 0 Men? 0 Women? 0 Amount paid truant officers? 0
Number of children not attending school between the ages of 7 and 14? 0 14 and 16? 0 Number of children arrested and placed in charge of teacher? 0 Number sentenced by a court? 0 Number of school and age certificates issued? 0
- *21. Amount of all taxes levied for school purposes, made August 1916..... \$ 2500.00
- *22. Amount of bonded indebtedness, July 1, 1917..... \$ 0
23. Number of volumes in library exclusive of supplementary reading books for class use..... 160
24. Number of private schools in the district? 0 Number of teachers employed? 0 Men? 0 Women? 0 Number of pupils enrolled in elementary grades (1st to 8th): Boys? 0 Girls? 0 Secondary Grades (9th to 12th): Boys? 0 Girls? 0 College Grades (13th to 16th): Boys? 0 Girls? 0
- *25. Number of persons between the ages of 12 and 21 who are unable to read and write: Boys 0 Girls 0 Total 0
26. Have you any departmental teaching below the high school? 0 If so, which years? 0
- *27. Amount of endowment or permanent fund belonging to this district (not township fund)..... \$.....
(Do not answer items marked by a star unless the information given is confirmed by the clerk of the board.)

29. SALARIES OF TEACHERS.

Enter in the following table the number of teachers in day schools paid the different annual salaries.

SALARIES	ELEMENTARY		SECONDARY		SALARIES	ELEMENTARY		SECONDARY	
	Men	Women	Men	Women		Men	Women	Men	Women
Less than \$200.	0	0	0	0	\$1,200 to \$1,299.				
\$200 to \$299.	0	0	0	0	\$1,300 to \$1,399.				
\$300 to \$399.	0	0	0	0	\$1,400 to \$1,499.				
\$400 to \$499.	0	3	0	1	\$1,500 to \$1,599.				
\$500 to \$599.	0	0	0	0	\$1,600 to \$1,699.				
\$600 to \$699.	0	0	0	0	\$1,700 to \$1,799.				
\$700 to \$799.	0	0	1	0	\$1,800 to \$1,899.				
\$800 to \$899.	0	0	0	0	\$1,900 to \$1,999.				
\$900 to \$999.	0	0	0	0	\$2,000 to \$2,499.				
\$1,000 to \$1,099.	0	0	0	0	\$2,500 to \$2,999.				
\$1,100 to \$1,199.	0	0	0	0	\$3,000 and over.				
Total (same as Item 11)									

NOTICE.

In districts having two or more buildings and a superintendent, only one copy is to be made by the principal of each building and filed with the superintendent, who is to consolidate the several reports and make two copies of the same and file with the county superintendent at the close of school.

Teachers are requested to fill out each item of this report. This is the initial report for data that is consolidated for the State and forwarded to the U. S. Commissioner of Education. Much depends upon the accuracy of your answers.

Teachers' Annual Report

FOR

Shipman School

Dist. No. *148* Macoupin County,

Illinois, for school year ending June 30, 1917.

Building is in Township *8* Range *9*

School closed *May 3* 1917

Made by *N. F. Flyer*
Teacher or Principal.

P. O.

Filed *May 13* 1917.

Geo. W. Holman Co. Supt.

ILLINOIS PRINTING CO., DANVILLE, ILL.

TO BE FILLED OUT BY TEACHER OR PRINCIPAL IN CHARGE OF BUILDING

TEACHERS' ANNUAL REPORT

YEAR OF 1915-16

Name of School Shipman Dist. No. 148 Macoupin County, Illinois.

1. School census:

All Under 21 Years of Age.		
Boys	Girls	Total
59	50	109

All Between 6 and 21 Years of Age.		
Boys	Girls	Total
59	50	109

Date of Census: June 1st 1916

Elementary

	Kindergarten		1st Yr.		2nd Yr.		3rd Yr.		4th Yr.		5th Yr.		6th Yr.		7th Yr.		8th Yr.		Total	
	Boys	Girls	Boys	Girls	Boys	Girls	Boys	Girls	Boys	Girls	Boys	Girls	Boys	Girls	Boys	Girls	Boys	Girls	Boys	Girls
			10	8	4	2	3	6	10	4	5	4	4	9	4	3	7	5	47	41

2. Enrollment

Secondary (High)

9th Yr.		10th Yr.		11th Yr.		12th Yr.		Total		Grand Total	
Boys	Girls	Boys	Girls	Boys	Girls	Boys	Girls	Boys	Girls	Boys	Girls
2	8	2	2	1	1	2	1	7	12	7	12

- 2a. How many of the above were enrolled in some other district of this State before enrolling in this district, during the year. None Boys Girls Total
3. Length of school year in months: 8 Actual number of days school was in session: 153
4. Number of vacancies caused by death? 0 Resignation, etc.? 0 Change of teachers for spring term? 0 Total 0
5. Number of eighth grade graduates or promotions Boys 7 Girls 5 Total 12
6. Number of elementary tuition pupils attending this school Boys 4 Girls 0 Total 4
7. Number of high school graduates Boys 2 Girls 1 Total 3
8. Number of high school tuition pupils attending this school Boys 1 Girls 2 Total 3
9. Administrative officers (does not apply to one-room districts):
- (a) Superintendents who do no teaching Men 0 Women 0 Total 0
- (b) Principals and Supervisors who teach less than half time Men 0 Women 0 Total 0
10. Teachers and principals who teach half time or more (if more than one person has taught in a room only count the one teaching the longer part of the term) Men 1 Women 4 Total 5
11. Total number of teaching positions (sum of 9 and 10) (show only the actual positions) Men 1 Women 4 Total 5
12. Qualifications of teachers: Number graduates of a College and State Normal School? 0 A College only? 1
- A Normal School only? 0 A four-year High School only? 4 If not a graduate, how many have attended a college? 0 A State Normal School? 4 A High School? 5
- (Give only highest graduation or attendance of each teacher at work at end of term. The total must not be more than No. 11 above.)
13. Amount of annual salary earned by teachers: Men \$720 Women \$1680 Total \$2400
- (If a position has been held by more than one person, give as annual salary the sum earned by all for the sex holding the position longest.)
14. Total days' attendance of all pupils enrolled 109
15. Number of teachers contributing to the Illinois State Teacher's Pension and Retirement Fund 0 Total amount contributed 0
16. Number of school houses: Public 1 Rented 0 Total 1
17. Number of sittings for study (capacity) (double seats to be counted as two sittings) 160
18. Value of school property:
- (a) Sites and buildings \$2500
- (b) Equipment (furniture, library, apparatus, etc.) 200
- Total \$2700
19. Give length of service in this district of teachers holding positions at close of school: 1 yr. 1 2 yrs. 3
- 3 yrs. 4 yrs. 5 yrs. 6 yrs. 7 yrs. 8 yrs. 9 yrs. 10 yrs. 11 yrs. 12 yrs. 13 yrs. 14 yrs. 15 yrs. 16 yrs. 17 yrs. 18 yrs. 19 yrs. 20 yrs. or more? (Count part of a year as a year.)
20. Promotion of health: Number of nurses employed? 0 Physicians? 0 Amount paid nurses? 0 Physicians? 0
- Number of pupils examined for physical defects or contagion? 0 Number found affected? 0 Number of homes visited by nurse or inspecting officer? 0
- Promotion of attendance: Number of truant officers employed? 0 Men? 0 Women? 0 Amount paid truant officers? 0
- Number of children not attending school between the ages of 7 and 14? Unknown and 16? Unknown Number of children arrested and placed in charge of teacher? 0 Number sentenced by a court? 0 Number of school and age certificates issued? 0
21. Amount of all taxes levied for school purposes, made August 1915 \$159.00
22. Amount of bonded indebtedness, July 1, 1916 \$0
23. Number of volumes in library exclusive of supplementary reading books for class use 150
24. Number of private schools in the district? 0 Number of teachers employed? 0 Men? 0 Women? 0
- Number of pupils enrolled in elementary grades (1st to 8th): Boys 730 Girls 410 Secondary Grades (9th to 12th): Boys 70 Girls 20 College Grades (13th to 16th): Boys 0 Girls 0
25. Number of persons between the ages of 12 and 21 who are unable to read and write: Boys Unknown Girls Unknown Total 0
26. Have you any departmental teaching below the high school? No If so, which years?
27. Amount of endowment or permanent fund belonging to this district (not township fund) \$None
- (If you are unable to obtain the information called for in questions 1, 18, 21, 22, 25 and 27 readily, let the items remain blank.)

29. SALARIES OF TEACHERS.

Enter in the following table the number of teachers in day schools paid the different annual salaries.

SALARIES	ELEMENTARY		SECONDARY		SALARIES	ELEMENTARY		SECONDARY	
	Men	Women	Men	Women		Men	Women	Men	Women
Less than \$200.....					\$1,200 to \$1,299.....				
\$200 to \$299.....					\$1,300 to \$1,399.....				
\$300 to \$399.....					\$1,400 to \$1,499.....				
\$400 to \$499.....		4			\$1,500 to \$1,599.....				
\$500 to \$599.....					\$1,600 to \$1,699.....				
\$600 to \$699.....					\$1,700 to \$1,799.....				
\$700 to \$799.....			1		\$1,800 to \$1,899.....				
\$800 to \$899.....					\$1,900 to \$1,999.....				
\$900 to \$999.....					\$2,000 to \$2,499.....				
\$1,000 to \$1,099.....					\$2,500 to \$2,999.....				
\$1,100 to \$1,199.....					\$3,000 and over.....				
Total (same as Item 11).....									

NOTICE.

DISTRICTS OF ONE BUILDING—Make out this report in duplicate, and file one copy with the clerk of the school board to be filed with the township treasurer, and mail the other copy to the county superintendent at the close of school.

IN OTHER DISTRICTS—In districts having two or more buildings and a superintendent, only one copy is to be made by the principal of each building and filed with the superintendent, who is to consolidate the several reports and make one copy for the clerk of the school board to be filed with the township treasurer, and one to be mailed to the county superintendent at the close of school.

Teachers' Annual Report

FOR

Shipman Public School
Dist. No. 48, Macoupin County,
Illinois, for school year ending June 30, 1916.
Building is in Township 8 Range 9

School Closed April 28th, 1916.

Made by

D. E. Stoeckel
Teacher or Principal.
East Alton, Ill. P. O.

Filed

1916.

Clerk or Co. Supt.

ILLINOIS PRINTING CO., DANVILLE, ILL.

TO BE FILLED OUT BY TEACHER OR PRINCIPAL IN CHARGE OF BUILDING

TEACHERS' ANNUAL REPORT

YEAR OF 1914-15

Name of School Shipman Dist. No. 148 Macoupin County, Illinois.

2. Enrollment for the year by grades. (Do not count any pupil more than once.)

1st Yr.		2nd Yr.		3rd Yr.		4th Yr.		5t Yr.		6th Yr.		7th Yr.		8th Yr.		9th Yr.		10th Yr.		11th Yr.		12th Yr.	
Boys	Girls	Boys	Girls	Boys	Girls	Boys	Girls	Boys	Girls	Boys	Girls	Boys	Girls	Boys	Girls	Boys	Girls	Boys	Girls	Boys	Girls	Boys	Girls
9	6	6	9	8	4	7	10	6	8	5	3	8	8	7	7	4	6	1	2	2	1	2	3
Total: Elementary.....												56	55	Secondary (High).....						2	12		

- 2a. How many of the above were enrolled in some other district of this State before enrolling in this district, during the year..... Boys..... Girls..... Total 21
3. Length of school year in months: 8 Actual number of days school was in session: 164
4. Whole number of different persons employed as teachers in this building for the whole or part of the year and who have not been transferred from another building in this district..... Men 1 Women 4 Total 5
5. Number of eighth grade graduates or promotions..... Boys 1 Girls 7 Total 8
6. Number of elementary pupils paying tuition..... Boys 1 Girls 2 Total 3
7. Number of high school graduates..... Boys 2 Girls 3 Total 5
8. Number of high school tuition pupils..... Boys 3 Girls 1 Total 4
9. Administrative officers (does not apply to one-room districts):
 (a) Superintendents who do no teaching..... Men..... Women..... Total None
 (b) Principals and Supervisors who teach less than half time..... Men..... Women..... Total None
10. Teachers and principals who teach half time or more (if more than one person has taught in a room only count the one teaching the longer part of the term)..... Men 1 Women 4 Total 5
11. Total number of teaching positions (sum of 9 and 10) (show only the actual positions)..... Men 1 Women 4 Total 5
12. Qualifications of teachers: Number graduates of a College and State Normal School?..... A College only?.....
 A Normal School only?..... A four-year High School only?..... If not a graduate, how many have attended a college?
1? A State Normal School? 4 A High School?.....
 (Give only highest graduation or attendance of each teacher at work at end of term. The total must not be more than No. 11 above.)
13. Amount of annual salary earned by teachers: Men, \$ 720; Women, \$ 1680; Total, \$ 2400
 (If a position has been held by more than one person, give as annual salary the sum earned by all for the sex holding the position longest.)
14. Total days' attendance of all pupils enrolled..... 16,637
16. Number of school houses:..... Public 1 Rented..... Total 1
17. Number of sittings for study (capacity) (double seats to be counted as two sittings)..... 200
18. Value of school property:
 (a) Sites and buildings..... \$ 2800
 (b) Equipment (furniture, library, apparatus, etc.)..... 175
 Total..... \$ 2975
19. Give length of service in this district of teachers holding positions at close of school: 1 yr.? 3 2 yrs.?.....
 3 yrs.?..... 4 yrs.?..... 5 yrs.? 1 6 yrs.?..... 7 yrs.?..... 8 yrs.?..... 9 yrs.? 1
 10 yrs.?..... 11 yrs.?..... 12 yrs.?..... 13 yrs.?..... 14 yrs.?..... 15 yrs.?..... 16 yrs.?.....
 17 yrs.?..... 18 yrs.?..... 19 yrs.?..... 20 yrs. or more?..... (Count part of a year as a year.)
20. Promotion of health: Number of nurses employed?..... Physicians?..... Amount paid nurses?..... Physicians?.....
 Number of pupils examined for physical defects or contagion?..... Number found affected?..... Number of homes visited by nurse or inspecting officer?.....
 Promotion of attendance: Number of truant officers employed?..... Men?..... Women?..... Amount paid truant officers?.....
 Number of children not attending school between the ages of 7 and 14? None 14 and 16? None Number of children arrested and placed in charge of teacher?..... Number sentenced by a court to a delinquent school?..... Number of school and age certificates issued?.....
21. Amount of all taxes levied for school purposes, made August 1914..... \$ 2500
22. Amount of bonded indebtedness, July 1, 1915..... \$ None
23. Number of volumes in library exclusive of supplementary reading books for class use..... 200
24. Number of private schools in the district? None Number of teachers employed?..... Men?..... Women?..... Number of pupils enrolled in elementary grades (1st to 8th): Boys?..... Girls?..... Secondary Grades (9th to 12th): Boys?..... Girls?..... College Grades (13th to 16th): Boys?..... Girls?.....
25. Number of persons between the ages of 12 and 21 who are unable to read and write: Boys..... Girls..... Total None
26. Have you any departmental teaching below the high school? No If so, which years?.....
27. Amount of endowment or permanent fund belonging to this district..... \$ None
 (If you are unable to obtain the information called for in questions 18, 21, 22, 25 and 27 readily, let the items remain blank.)

29. SALARIES OF TEACHERS.

Enter in the following table the number of teachers in day schools paid the different annual salaries.

ELEMENTARY					SECONDARY				
ELEMENTARY					SECONDARY				
SALARIES	Men	Women	Men	Women	SALARIES	Men	Women	Men	Women
Less than \$200.....					\$1,200 to \$1,299.....				
\$200 to \$299.....					\$1,300 to \$1,399.....				
\$300 to \$399.....					\$1,400 to \$1,499.....				
\$400 to \$499.....		3	1	1	\$1,500 to \$1,599.....				
\$500 to \$599.....					\$1,600 to \$1,699.....				
\$600 to \$699.....					\$1,700 to \$1,799.....				
\$700 to \$799.....			1		\$1,800 to \$1,899.....				
\$800 to \$899.....					\$1,900 to \$1,999.....				
\$900 to \$999.....					\$2,000 to \$2,499.....				
\$1,000 to \$1,099.....					\$2,500 to \$2,999.....				
\$1,100 to \$1,199.....					\$3,000 and over.....				
Total (same as Item 11).....									

NOTICE.

Make out this report in duplicate, except in districts having two or more buildings and a superintendent, and file one copy with the clerk of the school board to be filed with the township treasurer, and mail the other copy to the county superintendent at the close of school.

In districts having two or more buildings and a superintendent, only one copy is to be made by the Principal of each building and filed with the Superintendent, who is to consolidate the several reports and make one copy for the Clerk of the school board to be filed with the township treasurer, and one to be mailed to the County Superintendent at the close of school.

Teachers' Annual Report

FOR

Shipman School
Dist. No. *148* *Macoupin* County,
Illinois, for school year ending June 30, 1915.

School closed *April 30,* 1915.
Made by *Henry Meyer,*
Teacher or Principal.

Filed.....1915.
Clerk or Co. Supt.

ILLINOIS PRINTING CO., DANVILLE, ILL.

TO BE FILLED OUT BY TEACHER OR PRINCIPAL IN CHARGE OF BUILDING

TEACHERS' ANNUAL REPORT

YEAR OF 1913-14

Name of School Shipman Dist. No. 148 Macoupin County, Illinois

2. Enrollment for the year by grades. (Do not count any pupil more than once.)

1st Yr.		2nd Yr.		3rd Yr.		4th Yr.		5th Yr.		6th Yr.		7th Yr.		8th Yr.		9th Yr.		10th Yr.		11th Yr.		12th Yr.	
Boys	Girls	Boys	Girls	Boys	Girls	Boys	Girls	Boys	Girls	Boys	Girls	Boys	Girls	Boys	Girls	Boys	Girls	Boys	Girls	Boys	Girls	Boys	Girls
3	7	7	6	7	7	5	9	5	4	10	8	6	7	4	6	3	6	2	1	2	4	1	3
Total: Elementary.....												47	54	Secondary (High).....						8	14		

3. Length of school year in months: 8 Actual number of days school was in session: 162

	MALE	FEMALE	TOTAL
4. Whole number of different persons employed as teachers in this building for the whole or part of the year, who have not been transferred to another building in this district.	1	4	5
5. Number of eighth grade graduates or promotions.	3	4	7
6. Number of elementary pupils paying tuition.	2	2	4
7. Number of high school graduates.	1	2	3
8. Number of high school tuition pupils.	4	1	5
9. Administrative officers (does not apply to one-room districts):			
(a) Superintendents who do no teaching.	—	—	—
(b) Principals and Supervisors who teach less than half time.	—	—	—
10. Teachers and principals who teach half time or more (if more than one person has taught in a room, only count the one teaching the longer part of the term)	1	4	5
11. Total number of teaching positions (sum of 9 and 10) (show only the actual positions)	1	4	5

12. Teachers' qualifications: Number graduates of a College and State Normal School? A College? 1
A Normal School? A four-year high school? If not a graduate, how many have attended a college?
A State Normal School? 5 A High School? (Give only highest graduation or attendance of each teacher at work at end of term. The total must correspond with No. 11 above.)

13. Amount of annual salary earned by teachers: Men, \$ 720; Women, \$ 1550; Total, \$ 2270
(If a position has been held by more than one person, give as annual salary the sum earned by all, but count the one (man or woman) who served longest.)

14. Total days' attendance of all pupils enrolled 16792

16. Is the building owned or rented by district? Owned

17. Number of sittings for study (capacity) (double seats to be counted as two sittings) 160

18. Value of school property:
(a) Sites and buildings \$ 3000

(b) Equipment (furniture, library, apparatus, etc.) 300

Total \$ 3300

19. Give length of service in this district of teachers holding positions at close of school: 1 yr. 2 2 yrs. 2
3 yrs. 1 4 yrs. 1 5 yrs. 6 yrs. 7 yrs. 8 yrs. 1 9 yrs. 10 yrs. 11 yrs. 12 yrs. 13 yrs. 14 yrs. 15 yrs. 16 yrs. 17 yrs. 18 yrs. 19 yrs. 20 yrs. or more? (Time less than a year is to be counted as one year.)

20. Promotion of health and attendance:
(a) Number of inspectors employed: Nurses Physicians Total
(b) Number of truant officers employed: Men Women Total

21. Amount of all taxes levied for school purposes, made August, 1913. \$ 2000

22. Amount of bonded indebtedness, July 1, 1914. \$

23. Number of volumes in library exclusive of supplementary reading books for class use. 350

24. Number of private schools in the district: None

(a) Number of teachers employed: Men Women Total

(b) Number of pupils enrolled: Boys Girls Total

25. Number of persons between the ages of 12 and 21 who are unable to read and write: Boys Girls Total

26. Have you any departmental teachings below the high school? No If so, which years?

27. Amount of endowment or permanent fund belonging to this district. \$ None
(If you are unable to obtain the information called for in questions 18, 21, 22, 24, 25 and 27 readily, let the items remain blank.)

29. SALARIES OF TEACHERS.

Enter in the following table the number of teachers in day schools paid the different annual salaries.

SALARIES	ELEMENTARY		SECONDARY		SALARIES	ELEMENTARY		SECONDARY	
	Men	Women	Men	Women		Men	Women	Men	Women
Less than \$200					\$1,200 to \$1,299				
\$200 to \$299					\$1,300 to \$1,399				
\$300 to \$399		3			\$1,400 to \$1,499				
\$400 to \$499				1	\$1,500 to \$1,599				
\$500 to \$599					\$1,600 to \$1,699				
\$600 to \$699					\$1,700 to \$1,799				
\$700 to \$799			1		\$1,800 to \$1,899				
\$800 to \$899					\$1,900 to \$1,999				
\$900 to \$999					\$2,000 to \$2,499				
\$1,000 to \$1,099					\$2,500 to \$2,999				
\$1,100 to \$1,199					\$3,000 and over				
Total (same as Item 11)									

NOTICE.

Make out this report in duplicate, except in districts having two or more buildings and a superintendent, and file one copy with the clerk of the school board and mail the other copy to the county superintendent at the close of school.

In districts having two or more buildings and a superintendent, only one copy is to be made by the Principal of each building and filed with the Superintendent who is to consolidate the several reports and make one copy for the Clerk of the school board and one to be mailed to the County Superintendent at the close of school.

Teachers' Annual Report

FOR

Shipman School
Dist. No. *148*, *Macoupin* County,
Illinois, for school year ending June 30, 1914.

School closed *April 30*, 1914.
Made by *Henry Meyer*
Teacher or Principal.

Filed 1914.

Clerk or Co. Supt.

ILLINOIS PRINTING CO., DANVILLE, ILL.

TO BE FILLED OUT BY TEACHER OR PRINCIPAL

TEACHERS' ANNUAL REPORT

For districts maintaining ten years of school work or less

Year of 1912-13

Name of School Shipman No. 148 Macoupin County, Illinois.

(2.) Enrollment for the year by grades. (Do not count any pupil more than once.)

1st Yr.		2nd Yr.		3rd Yr.		4th Yr.		5th Yr.		6th Yr.		7th Yr.		8th Yr.		9th Yr.		10th Yr.		Total	
Boys	Girls	Boys	Girls	Boys	Girls	Boys	Girls	Boys	Girls	Boys	Girls	Boys	Girls	Boys	Girls	Boys	Girls	Boys	Girls	Boys	Girls
10	9	8	9	9	7	4	3	10	11	6	7	8	7	3	5	2	2	5	12	65	72

(3.) Length of school year in months: 8 Actual number of days school was in session: 166

(4.) Whole number of different teachers employed during the year (include item 11 and

those who may have resigned during the year)..... Men 1 Women 3 Total 4(5.) Number of eighth grade graduates or promotions..... Boys 1 Girls 3 Total 4(6.) Number of pupils paying tuition..... Boys 3 Girls 1 Total 4(11.) Number of regular teachers (report only one teacher for each teaching position) . . . Men 1 Women 3 Total 4
(If a room has been taught by more than one teacher, count only the one teaching the longer part of the term.)(12.) Are you a graduate of a College and State Normal School?..... A College?..... A State Normal School?..... A four-year high school?..... 1 If not a graduate, have you attended a State Normal School?..... 3 A high school?.....
(Give only one school for each teacher.)(13.) Amount of salary earned by teachers..... Men, \$ 720 Women, \$ 1200 Total, \$ 1920
(If a room has been taught by more than one teacher, consider the salary paid to all for the one teaching the longer part of the term.)(14.) Total days' attendance of all pupils enrolled..... 18425(16.) Number of school houses..... Public 1 Rented None Total 1(17.) Number of seats or sittings for study (capacity)..... 185

(18.) Value of school property:

(a) Sites and buildings..... \$ 2500(b) Equipment (furniture, library, apparatus, etc.)..... \$ 500Total..... \$ 3000(19.) How many years have you taught in this district? 1, 3 yrs. (If more than one teacher is employed, as shown by item 11, give length of service of each, in district.) 2, 3 yrs. 3, 9 yrs. 4, 7 yrs.(20b.) Number of truant officers employed..... Men None Women None Total —(21.) Amount of all taxes levied for school purposes, made August, 1912..... \$ 2500(22.) Amount of bonded indebtedness, July 1, 1913..... \$ None(23.) Number of volumes in library exclusive of supplementary reading books for class use..... 200(24.) Number of private schools in the district: None(a) Number of teachers employed..... Men — Women — Total —(b) Number of pupils enrolled..... Boys — Girls — Total —(25.) Number of persons between the ages of 12 and 21 who are unable to read and write Boys None Girls None Total —(26.) Amount of endowment or permanent fund belonging to this district..... \$ None(Confer with the Clerk of the Board relative to questions 18, 21, 22, 24, 25 and 26.)
(The numbers in parentheses correspond to numbers in the Directors' Annual Report).

The foregoing is correct to the best of my knowledge and belief.

Date school closed:

May 2, 1913.Henry Meyer
Teacher or Principal.

Make out in duplicate and file one copy with the Clerk of the Board, with your last schedule, and mail the other copy to the County Superintendent of Schools, at the close of school.

County Physician's Rural School Report

page 1

Name of School Shipman Township
 Name of Teacher P. O. Address Tel. No.
 Pres. School Board P. O. Address Tel. No.
 School Building: General Repair School Grounds: Clean Well Water: Well Closed
 Paint Drainage Water
 Inside Decoration Room for Play
 Light
 Heat Toilets:
 Ventilation

All children should be vaccinated and have teeth examined by dentist.

No. of Pupils	Age	Grade	Physical Condition: Excellent Good Fair Poor	Vaccinated: Yes or No	Tonsils: Normal Diseased Enlarged Out	Teeth: Normal Diseased Filled	Goitre Infantile Paralysis	Eyes	Recommendations	Parent's Name P. O. Address Telephone No.
Name of Child										
Robert Taylor	8	2	EGFPYNNDEONDFGI					L R		PN Norman PO Tel.
Frank	6	1	EGFPYNNDEONDFGI					L R		PN PO Tel.
Rolland Scott	15	8	EGFPYNNDEONDFGI					L R		PN Bert PO Tel.
Robert Archer	7	2	EGFPYNNDEONDFGI					L R	crippled	PN James PO Tel.
Delbert Giffin	6	1	EGFPYNNDEONDFGI					L R		PN Floyd PO Tel.
Elliott Ketring	6	1	EGFPYNNDEONDFGI					L R		PN J. H, PO Tel.
Irma French	6	1	EGFPYNNDEONDFGI					L R		PN Walter PO Tel.
Janet	6	1	EGFPYNNDEONDFGI					L R		PN Howard PO Tel.
Kenneth Schrier	6	1	EGFPYNNDEONDFGI					L R		PN Harvey PO Tel.
Kenneth Dugan	7	1	EGFPYNNDEONDFGI					L R		PN Floyd PO Tel.
Freida Huddleston	6	1	EGFPYNNDEONDFGI					L R		PN Mr. Huddleston PO Tel.
Jessie	8	1	EGFPYNNDEONDFGI					L R		PN PO Tel.
Mary Donaldson	7	2	EGFPYNNDEONDFGI					L R		PN Mr. Donaldson PO Tel.
Ida	9	2	EGFPYNNDEONDFGI					L R		PN PO Tel.
			EGFPYNNDEONDFGI					L R		PN PO Tel.

page 2

Ventilation

[illegible]

County Physician's Rural School Report

page 3

Name of School.....Shipman.....Township.....

Name of Teacher.....P. O. Address.....Tel. No.....

Pres. School Board.....P. O. Address.....Tel. No.....

School Building:

General Repair
Paint
Inside Decoration
Light
Heat
Ventilation

School Grounds:

Clean
Drainage
Room for Play

Well Water:

Well Closed
Water

Toilets:

No. of Pupils	Age	Grade	Physical Condition: Excellent Good Fair Poor	Vaccinated: Yes or No	Tonsils: Normal Disseased Enlarged Out	Teeth: Normal Disseased Filled	Goitre Infantile Paralysis	Eyes	Recommendations	Parent's Name P. O. Address Telephone No.
Name of Child										
Hazel Allen	11	6	E G F P Y N N D E O N D F			4	GI	L 20-26 R 20-26		PN Frank PO Tel.
Eugene	9	4	E G F P Y N N D E O N D F			8	GI	L 20-26 R 20-26	Consult oculist	PN PO Tel.
Irene	7	2	E G F P Y N N D E O N D F				GI	L R		PN PO Tel.
Alan Christopher	8	4	E G F P Y N N D E O N D F				GI	L 20-26 R " "		PN E. C. PO Tel.
Neal	13	8	E G F P Y N N D E O N D F			2	GI	L 20-26 R " "		PN PO Tel.
Delbert Osborne	12	6	E G F P Y N N D E O N D F				GI	L 20-26 R 20-26		PN S. PO Tel.
Thelma	10	5	E G F P Y N N D E O N D F			4	GI	L 20-26 R " "		PN PO Tel.
Kenneth Kulencamp	11	5	E G F P Y N N D E O N D F				GI	L 20-26 R 20-26		PN Wes. PO Tel.
Elizabeth	8	4	E G F P Y N N D E O N D F			2	GI	L 20-26 R 20-26		PN PO Tel.
Marjorie		2	E G F P Y N N D E O N D F				GI	L R		PN PO Tel.
Wilma Winslade	9	5	E G F P Y N N D E O N D F				GI	L 20-26 R " "		PN W. N. PO Tel.
Lamar	7	2	E G F P Y N N D E O N D F				GI	L R	Remove Tonsils	PN PO Tel.
Albert Giffin	9	4	E G F P Y N N D E O N D F				GI	L 20-26 R " "		PN D. J. PO Tel.
Mary Alice Straham	9	5	E G F P Y N N D E O N D F				GI	L 20-26 R " "		PN Mrs. Grace Hensk PO Tel.
Pauline	11	6	E G F P Y N N D E O N D F				GI	L 20-26 R " "		PN PO Tel.

page 4

School Building:	School Grounds:	Well Water:
General Repair	Clean	Well Closed
Paint	Drainage	Water
Inside Decoration	Room for Play	
Light		
Heat	Toilets:	
Ventilation		

[illegible]

County Physician's Rural School Report

page 5

Name of School.....Shipman.....Township.....

Name of Teacher.....P. O. Address.....Tel. No.....

Pres. School Board.....P. O. Address.....Tel. No.....

School Building:

General Repair
Paint
Inside Decoration
Light
Heat
Ventilation

School Grounds:

Clean
Drainage
Room for Play

Well Water:

Well Closed
Water

Toilets:

No. of Pupils	Age	Grade	Physical Condition: Excellent Good Fair Poor	Vaccinated: Yes or No	Tonsils: Normal Diseased Enlarged Out	Teeth: Normal Diseased Filled	Goitre Infantile Paralysis	Eyes	Recommendations	Parent's Name P. O. Address Telephone No.
Name of Child										
Opal Gillespie	9	4	E G F P Y N	N	D E O N	D F	GI	L 20-26 R 25-30		PN Wm. PO Tel.
Lloyd	6	1	E G F P Y N	N	D E O N	D F	GI	L R		PN PO Tel.
Rose Mary Meeham	8	3	E G F P Y N	N	D E O N	D F	GI	L 20-20 R 1- "		PN Tom PO Tel.
Eilene	6	1	E G F P Y N	N	D E O N	D F	GI	L R		PN PO Tel.
Kathleen	6	1	E G F P Y N	N	D E O N	D F	GI	L R		PN PO Tel.
Myron Breitwisen	8	2	E G F P Y N	N	D E O N	D F	GI	L 20-30 R 2- "	Remove Tonsils Consult oculist	PN Wm. PO Tel.
Donald	14	7	E G F P Y N	N	D E O N	D F	GI	L 20-30 R 20-30		PN PO Tel.
Milan Kahl	12	7	E G F P Y N	N	D E O N	D F	GI	L 20-40 R 20-40	Consult oculist	PN E. C. Kahl PO Tel.
Russel	7	2	E G F P Y N	N	D E O N	D F	GI	L R		PN PO Tel.
Wilbur Kahl	12	7	E G F P Y N	N	D E O N	D F	GI	L 20-30 R 20-30	Consult oculist	PN PO Tel.
Edward Ratz	13	7	E G F P Y N	N	D E O N	D F	GI	L 20-30 R 20-30		PN Mrs. Ella Ratz PO Tel.
Charles Schoeneman	13	7	E G F P Y N	N	D E O N	D F	GI	L 20-30 R 20-30	Consult oculist	PN Wm. PO Tel.
Anna Weiss	11	7	E G F P Y N	N	D E O N	D F	GI	L 20-30 R 20-30	Consult oculist	PN Gerald PO Tel.
Wilma Taylor	13	8	E G F P Y N	N	D E O N	D F	GI	L 20-30 R 20-30	Consult oculist	PN Norman PO Tel.
Ralph Breitwisen	8	2	E G F P Y N	N	D E O N	D F	GI	L R		PN Wm. PO Tel.

Estimated 1927-29

DISTRICT 148, SHIPMAN

BOARD OF DIRECTORS

R. H. Bobzin, Pres.
R. L. Lynch, Clerk
H. C. Flackus

Shipman
Shipman
Shipman

District 148 Shipman

Board of Directors

R. R. Bobzin
R. L. Lunch
H. G. Flackus

October 6, 1931

To Directors, Shipman School,
District #148,
Macoupin County, Illinois.

Dear Sirs:

Today your County Superintendent Mr. Wilhite and I visited your school. Your rooms were in very good order and both teachers and pupils were attentive to their duties.

The physical conditions of your building are good and your teachers seem to have an ample quantity of supplies. I commend you for establishing these good conditions in which your teachers and children may work.

In the near future you will need to decorate your building throughout. Please consult Mr. Wilhite about the colors to be used to conform to State requirements.

These suggestions are made to the end that your children may have the best conditions and service in their effort to secure an education.

Very truly yours,

Assistant Superintendent

W H

January
19
1935

To Directors,
Shipman School District #148,
Macoupin County, Illinois.

Dear Sirs:

Recently your County Superintendent Mr. Wilhite and I visited your elementary school. The work in your school was not so good as it should be. The pupils did not seem to be as busy as necessary to do good work. Probably we came to your school on a bad day for both teachers and pupils. I am hoping that it is usually much better.

The decoration on your walls is entirely too dark and the color is quite unsuitable for school room decoration. When you re-decorate please use the light colors - light cream on the ceilings and light tan on the walls.

The lamp globes will give much better light if they should be thoroughly cleaned. The windows are also quite dirty.

I commend you for the good shelf room which has been provided in the ends of the coat rooms. However, the materials in the cabinets are not so orderly as they should be.

I commend you for having the Pupils Reading Circle books, reference books, work books and other supplies needed by the teachers in serving your children.

When you make improvements or purchase supplies please confer with Mr. Wilhite as he can help you to secure correct service.

These suggestions are made to the end that your children may have the best possible school privileges.

Very truly yours,

Assistant Superintendent

CHW*FH

February
23rd
1940

Mr. B. E. Smith
Superintendent of Schools
Shipman, Illinois

Dear Mr. Smith:

On February 18th I visited your elementary school. I am very sorry to state that I can do nothing but make a very undesirable report on this school.

The school is housed in a brick building, which apparently is a well constructed one, however this building is now in a very poor state of repair. The heating plant seems to be quite unsatisfactory. The old toilets have been reconditioned and are still unsatisfactory. May I also call attention to the fact the building has several extra rooms which contain old desks, chairs and certain items of junk. The janitorial service is poor, and the whole building has an appearance of general untidiness. I suggest the least that can be done is to store all of the junk in one room and lock the door.

Your building has a good artificial lighting system and you have good maple floors; however, these floors have been oiled. It is recommended that floors be cleaned and sealed. The well appears to be well constructed and to have a good sanitary pump and platform. The blackboards in the building are apparently very old and quite gray.

The financial report of this district indicates the school district has an adequate balance in the treasury and is financially able to correct the conditions existing in this school. May I call attention to the fact that since this is a special aid district, it must be recognized for the school year 1941-42 or the special equalization aid will not be granted.

May I suggest that good waterflushed toilets be installed on the first floor and not in the basement. In addition to a general cleaning up and renovating of the school plant, there is need for some good educational equipment.

Mr. B. E. Smith - #2

Under separate cover I am sending you several copies of our Annual Report and Rating Sheet for Elementary Schools. I suggest you call a meeting of your school board and present this letter and these printed forms to them. At the time of my visit, it was reported the board does not hold regular meetings.

The county superintendent of schools and this office will be glad to cooperate with you and the school board to bring about the much needed improvements in this school.

Sincerely yours,

ESM
cc Co.Supt.

E. S. Simmonds
Assistant Superintendent

February 10, 1944

Mr. R. R. Bobzin
President District 148
Shipman, Illinois

Dear Mr. Bobzin:

On the twentieth of January, I visited the Shipman School. Your principal, Mrs. Martha Haycraft, is one of the best instructors in Macoupin County. I am very glad that you have her as your teacher and principal. Mrs. Beulah Schuetz is also an excellent teacher, and the fact that you have reemployed her a number of years is evidence of the fact that you appreciate her value in your community. I hope you will be able to raise your teachers' salaries enough so that you can keep them in your district. It is difficult to get experienced teachers at the present time, and the cost of living has gone up considerably.

When I was visiting your school, Mrs. Schoberly was assisting in the instruction of your pupils. Since that time you have employed Mrs. Lynch, but I have not had an opportunity to visit her classes.

On the whole, your school is very well equipped. You have a large building which could accommodate many more students. I believe it would be to the best advantage, and you could get better service, if you could employ another teacher, making two grades to a teacher. I think too, that it would be well to talk with some of the neighboring schools to see if you could not get them to consolidate with you, as some of the schools near you have good roads, and the children could just as well go to Shipman, where they would have better and more opportunities than they would have in their school.

The water system in your school was not working when I was there. The children had to go to the well for a drink. The wash bowls were not usable. I hope that you have taken care of these items. The building, on the whole, needs a complete remodeling, and a good job of redecorating would not be amiss. Then too, I suggest that you hire a full-time janitor so that the woodwork and metal ware can be polished and kept clean.

You can make your building into a model school, which should be done. It is possible to put a stage in the west room upstairs and make a regular room out of it where the boys and girls could get some valuable training in music and dramatics. The basement

2 Report on Visit to Shipman Grade School

rooms could be cleaned and made into rooms that could be used during bad weather. The south room downstairs could be made into a model first aid room. A number of pictures are also needed in the several rooms to make them look more attractive.

A new globe is needed, but you can work with this one very well until the war is over. As the state department is emphasizing the teaching of health in the class room, you should have at least two or three sets of health charts, especially in the upper grades. You could also use a new set of reference books, and there should be a bulletin board in each room. Many schools have radios, so that the boys and girls can listen to good educational and musical programs.

Now, I have mentioned a number of things that can be done to make your school a model one. If you could not do all of these things at once, you could try to work them into your budget, and get some one thing done each year. The boys and girls in your community are as deserving as are those of any other community, and, by proper planning you can give them the same advantages that are given in other schools.

I hope your principal will be able to organize a Community Club or a P. T. A., to awaken community interest in good schools.

Very truly yours,

I. K. Juergensmeyer
County Superintendent of Schools.

IKJ:sab

STATE OF ILLINOIS
HENRY HORNER, GOVERNOR
DEPARTMENT OF PUBLIC HEALTH
SPRINGFIELD

ASSISTANT DIRECTOR
A. C. BAXTER, M. D.
ACTING DIRECTOR

ADDRESS ALL CORRESPONDENCE TO THE ACTING DIRECTOR
IN REPLY REFER TO FILE S. E.

DIVISION OF
SANITARY ENGINEERING
CHIEF SANITARY ENGINEER
CLARENCE W. KLASSEN

Subject: Schools-

June 14, 1939

Macoupin County
Shipman Grade School, District #148
Inspection report

Board of Directors, Attn: Leonard E. Travers, Clerk
School District #148
Shipman, Ill.

Gentlemen:

Based on an inspection of the sanitary facilities at Shipman Grade School, District #148, Macoupin County, made June 6, 1939 we conclude that the following sanitary defects exist:

a) The well is subject to contamination by shallow ground water seepage which may enter through cracks that can develop in the brick well lining; dust, bird and dog contamination that may be washed into the well through cracks in the split-base pump; dust, rain, and dog contamination that may be washed under the pump base and into the well.

In order to correct these sanitary defects at the school, we recommend the following improvements:

1. Pour a 6 inch reinforced concrete wall around the outside of the present well lining to a depth of at least 8 feet below the surrounding ground surface. Directions for such construction are shown on page 8 of the enclosed bulletin.

2. Reconstruct the well platform with a 4 inch concrete slab extending beyond the walls at least one foot in all directions. A short iron pipe sleeve, whose diameter will allow the passage of the pump cylinder, should be placed in the platform at the time of construction. Sleeve should extend about one inch into the pump base. The pump should rest directly on the concrete and be firmly bolted in place as shown in Fig. 6 of the enclosed bulletin.

3. Replace the split-base pump with a pump having a one piece circular base, and a stuffing box surrounding the pump rod.

4. Sterilize the well water after the above improvements have been made and before it is used for drinking purposes. The procedure for sterilization is described on pages 16 and 17 of the enclosed bulletin.

After completing the above recommendations (pertaining to the water supply) the water quality may be checked by sending a sample to the laboratory of the State Department of Public Health at Springfield. The sample must be collected in a sterile bottle provided by the laboratory. When writing to the State Department of Public Health for a container, please mention that repairs have been made as recommended. There is no charge for the analyses other than the cost of mailing the container.

STATE OF ILLINOIS
HENRY HONNER, GOVERNOR

DEPARTMENT OF PUBLIC HEALTH
SPRINGFIELD

ASSISTANT DIRECTOR
A. C. BAXTER, M. D.
ACTING DIRECTOR

ADDRESS ALL CORRESPONDENCE TO THE ACTING DIRECTOR
IN REPLY REFER TO FILE S. E.

DIVISION OF
SANITARY ENGINEERING
CHIEF SANITARY ENGINEER
CLARENCE W. KLASSEN

Since the school officials are responsible for the protection of the pupils while at school, it is important that the above recommendations be fulfilled.

If the engineers of this department can be of service in connection with your water supply or sewerage problems, we shall be pleased to be so advised.

We shall appreciate an acknowledgment of this letter and information regarding the action taken toward following the above recommendations.

XLW/ar

Enclosure: Well bulletin

Copy to: Karl H. Kerstein
County Supt. of Schools
Carlinville, Ill.

Very truly yours,

E. L. Wittenborn

E. L. Wittenborn
Sanitary Engineer, Dist. #15
Carlinville, Ill.

APPROVED:

Dr R H Bell
District Health Supt.

STATE OF ILLINOIS
DWIGHT H. GREEN, GOVERNOR
DEPARTMENT OF PUBLIC HEALTH
ROLAND R. CROSS, M. D., DIRECTOR
SPRINGFIELD

DISTRICT HEALTH OFFICE NO. 15
CARLINVILLE NATIONAL BANK BUILDING,
CARLINVILLE

TELEPHONE: 285

COUNTIES: CALHOUN, GREENE, JERSEY,
MACOUPIN, MORGAN AND SCOTT

PROFESSIONAL STAFF

DISTRICT HEALTH SUPERINTENDENT
PUBLIC HEALTH ENGINEER
PUBLIC HEALTH NURSE
PUBLIC HEALTH DENTIST

January 8, 1943

Subject: SCHOOL--Macoupin County
Shipman Grade School, Dist. #148
Reinspection of well

Board of Directors
Shipman Grade School, Dist. #148
Att: Leonard Lynch, Clerk
Shipman, Illinois

Gentlemen:

From a reinspection of the well at the Shipman Grade School, District #148, Macoupin County, made on December 14, 1942, we conclude that the well is subject to contamination by:

Shallow ground water seepage which may enter through cracks that can develop in the brick well lining; dust, dirt rain and dog contamination that may enter the well through the one or more openings through the concrete platform around the manhole cover; dust, rain, and dog contamination that may be washed under the pump base and into the well; contaminated waste pumpage from the waste drain pipe and tile if the pipe and tile are not of absolutely water-tight construction, and contaminated waste pumpage which does not enter the waste drain pipe, that may saturate the soil adjacent to the well and eventually enter the well; dirt, rain, waste pumpage and dog contamination that may wash under the concrete manhole cover and enter through the manhole opening if the concrete cure around the opening is not of proper construction as indicated in the well bulletin.

Inclosed is a copy of the report of analysis of a sample of water collected from the well at the time of the inspection which analysis indicates that the water was contaminated and not safe for drinking at the time of collection of the sample. Contamination in the sample may very likely have entered the well as a result of one or more of the above listed defects. This contamination is also probably the cause of the disagreeable taste reported in the water. This well cannot be considered a safe source of water supply as long as these defects exist.

Although it was reported that the bricks in the well lining are set in cement mortar this type of construction is not considered water-tight. Our experience indicates that this well cannot be considered a safe source of drinking water as long as the present defects exist. Apparently no changes have been made in the construction of the well since our original report of June 14, 1939 to the Board of Directors.

In order to correct the sanitary defects at this well and make it an assuredly safe source of drinking water we recommend the following improvements:

1. Pour a 6 inch reinforced concrete wall around the outside of the present well lining to a depth of at least 8 feet below the surrounding ground surface. Directions for such construction are given on pages 11 to 14 of the bulletin being sent to you today under separate cover.

2. Replace the well platform with a new 4 inch concrete slab extending beyond the walls at least one foot in all directions. A short iron pipe sleeve, whose diameter will allow the passage of the pump cylinder, should be placed in the platform at the time of construction. Sleeve should extend about one inch into the pump base. The pump should rest directly on the concrete and be firmly bolted in place. If a manhole is desired it should be constructed as shown in Fig. 5 of the well bulletin.
3. Provide a substantial water tight trough 15 feet in length to carry waste pumpage away from the immediate vicinity of the well.
4. Disinfect the well water after the above improvements have been made and before it is used for drinking purposes. The procedure for disinfection is described on pages 23 - 25 of the well bulletin.

In addition to the above listed defects it was noted that common drinking cups were in use at the well. The use of common drinking cups is a dangerous health hazard through the possibility of transmission of various types of infections from one pupil to another through this means. Single service paper drinking cups in sanitary dispensers should be provided if possible.

Since the school officials are responsible for the protection of the health of the pupils while they are at school, it is important that the above recommendations be fulfilled.


If you do not clearly understand the above recommendations or you wish to use equivalent methods for correcting the existing defects please contact us. A discussion of the matter will clear up any difficulties and may prevent any costly mistakes.

We shall appreciate an acknowledgment of this letter and information regarding the action taken toward following the above recommendations.


By direction of the Director

RAW:DJ
Inc.

cc: John Hades, Principal
Karl H. Kersstein
Co. Supt. of Schools

Very truly yours,

R. L. Wilson
District Sanitary Engineer

Submitted thru:


W. J. Broad, M. D.
District Health Superintendent

FRANK J. JIRKA, M. D.
Director of Public Health

A. C. BAXTER, M. D.
Assistant Director

STATE OF ILLINOIS
HENRY HORNER, Governor
DEPARTMENT OF PUBLIC HEALTH
SANITARY ENGINEERING LABORATORIES
SPRINGFIELD

CLARENCE W. KLASSEN,
Acting Chief Engineer
EUGENE S. CLARK,
Bacteriologist
JAMES G. WEART, JR.,
Chemist

SANITARY ANALYSIS OF WATER FROM Shipman School supply

Source 20' dug well, Grade School, Dist. # 148
Date collected Oct. 5, 1936 Laboratory No. 111356
Collected by Albert Hanes for _____
Remarks _____

Sediment slight
Turbidity 5
Odor 0
Nitrite nitrogen _____
Nitrate nitrogen _____
Chloride _____
Bacteria per ml. (37° C.) over 3000

Bacteria of the colon group:

In portions of 10 ml.

Presumptive tests 5+
Confirmatory tests _____

This analysis indicates that the water was contaminated and was not safe to drink at the time the sample was collected.

The well appears to be subject to contamination caused by shallow ground water and rain seeping through the upper portion of the well lining. Also dust, dog and bird contamination may be washed under the pump base and through the manhole into the well. Therefore, we recommend that the well be reconstructed as follows:

1. Pour a six-inch reinforced concrete wall around the outside of the present well lining to a depth of 8 feet, or remove the old lining and build a proper form in which to pour the concrete. (See bulletin.)

2. Build a new reinforced concrete platform, inserting an iron pipe sleeve in the concrete, underneath the pump base and extending into the pump base at least an inch, as illustrated in the bulletin.

3. After the above repairs are made the well should be sterilized with chlorinated lime as outlined on page 11 of our bulletin on wells.

Unless these improvements are made the well cannot be considered a satisfactory source of drinking water.

PW-j
Cc- Karl Kerstein, Edwardsville
Orig.

CW Klassen
Chief Sanitary Engineer

Principal Grade School

Shipman,

Illinois

CONCERNING THIS SANITARY ANALYSIS

The statements on the reverse side are based not only on the analytical results, but also on the description of the source as furnished by you or already on file in this office. It is further recommended as follows:

- (a) If the water is unsafe to drink, abandon the supply for one of known safety or bring the water to a boil before use, until the suggested improvements have made the supply safe.
- (b) If the source is not satisfactory, make the suggested improvements immediately.
- (c) If the water is safe, take care to keep it safe by protecting the supply from contamination.

A laboratory examination of the water has been made to show the presence or absence of waste matter of human or animal origin. If the water is contaminated by surface wash or sewage, then parasitic intestinal worms, amebic cysts or germs of intestinal diseases, such as cause bowel complaint, diarrhea, dysentery or typhoid fever, may be present in the water, thus endangering the health of persons drinking the water. The analytical terms and results are briefly explained as follows:

Physical and Chemical Tests: "Sediment" through "Chloride." A desirable water has an attractive appearance (no sediment or turbidity) and has no objectionable odor or taste. Chemical results are given in parts per million.

Bacteriological Tests: "Bacteria per ml." indicates the number of microorganisms present in one milliliter (ml.) of water (20 drops). The result reported gives the number of bacteria which will grow at body temperature (37°C or 98°F). These bacteria may not be of intestinal origin and therefore may not be of sanitary importance. Occasionally the test plates are overcrowded so that no bacterial count can be obtained. In such case the report shows "Innumerable" indicating more than 1000 bacteria per ml.

"Bacteria of the colon group" "Presumptive" "Confirmatory Tests": A water containing bacteria of intestinal origin (colon bacteria), if placed in a sugar broth (lactose), will cause fermentation and production of gas in 24 or 48 hrs. By means of further laboratory tests the presence of these bacteria in 10 ml. portions is indicated by a +, their absence by a —. The numeral preceding the sign shows the number of portions giving that result.

Example: 2+3— indicates that two 10 ml. portions of the sample did show and three portions did not show colon bacteria present.

After receipt of the sample in the laboratory it requires from two to five days to complete the sanitary analysis.

SIONITTI

Mr. Karl Kerstein
County Superintendent of Schools
Edwardsville,

ROLAND R. CROSS, M. D.
Director
H. L. PETTITT, M. D.
Asst. Director

STATE OF ILLINOIS
DWIGHT H. GREEN, Governor
DEPARTMENT OF PUBLIC HEALTH
SANITARY ENGINEERING LABORATORIES
SPRINGFIELD

CLARENCE W. KLASSEN, Chief Sanitary Engineer
EUGENE S. CLARK, Bacteriologist
JAMES G. WEART, JR., Chemist

SANITARY ANALYSIS OF WATER FROM SEIPMAN - PRIVATE SUPPLY (Macoupin County)

Source: one well, at Seipman Grade School, Dist. #148

Date collected Dec. 14, 1942

Collected by R. A. Wilson

For

Remarks

Laboratory No. 248097

Sediment very slight

Turbidity 0

Odor 0

Nitrite nitrogen

Chloride

Bacteria per ml. 800


Coli-type bacteria:

In portions of 10 ml.

Presumptive tests

Confirmatory tests

Number per 100 ml. (M P N)



This analysis indicates that the water was contaminated and not safe for drinking at the time of collection of the sample. For our recommendations see our report letter of January 8, 1943.

R. A. Wilson

RAW:DJ

Original to: Board of Directors

cc: John Eades, Principal

Karl H. Kerstein, Co. Supt. of Schools

R. A. Wilson
District Sanitary Engineer

Submitted thru:

W. J. Broad
W. J. Broad, M. D.

District Health Superintendent

CONCERNING THIS SANITARY ANALYSIS

The statements on the reverse side are based not only on the analytical results, but also on the description of the source as furnished by you or already on file in this office. It is further recommended as follows:

- (a) If the water is unsafe to drink, abandon the supply for one of known safety or bring the water to a boil before use, until the suggested improvements have made the supply safe.
- (b) If the source is not satisfactory, make the suggested improvements immediately.
- (c) If the water is safe, take care to keep it safe by protecting the supply against contamination.

A laboratory examination of the water has been made to show the presence or absence of waste matter of human or animal origin. If the water is contaminated by surface wash or sewage, then parasitic intestinal worms, amebic cysts or germs of intestinal diseases, such as cause bowel complaint, diarrhea, dysentery or typhoid fever, may be present in the water, thus endangering the health of persons drinking the water. The analytical terms and results are briefly explained as follows:

Physical and Chemical Tests: "Sediment" through "Chloride." A desirable water has an attractive appearance (no sediment or turbidity) and has no objectionable odor or taste. Chemical results are given in parts per million (ppm).

Bacteriological Tests: "Bacteria per ml." indicates the number of microorganisms present in one milliliter (ml.) of water (20 drops) and the number which grew in standard nutrient agar at body temperature (37°C or 98.6°F). These bacteria may not be of intestinal origin and therefore may not be of sanitary importance. Occasionally the test plates are overcrowded so that no bacterial count can be obtained. In such a case the report shows "Innumerable" indicating more than 10,000 bacteria per ml.

"Coli-type bacteria" "Presumptive Tests" "Confirmatory Tests": A water containing bacteria of intestinal origin (*E. coli* and *A. aerogenes*, also known as "coliform" bacteria), if placed in a sugar broth (lactose), will cause fermentation and production of gas in 24 or 48 hrs. By means of further laboratory tests the presence of these bacteria in 10 ml. portions is indicated by a +, their absence by a—. The numeral preceding the sign shows the number of portions giving that result.

Example: 2+3— indicates that two 10 ml. portions of the sample did show and three portions did not show coli-type bacteria present.

After receipt of the sample in the laboratory it requires from two to six days to complete the sanitary or bacteriological analysis.

SIONITTI